



# The Curling Chip

## March / April 2025

Either the demonstrations we do in the summer are working, or word is starting to get around, but the Flickertails have been getting a lot of requests for demonstrations! Once it warms up, we're going to be busy busy busy.

Do you have fresh new ideas for the Curling Chip? We're looking for a new Newsletter editor!

Have an idea for an article? Did you take woodcarving photos on a trip? Please send them to Becky at [thewoodwurm@gmail.com](mailto:thewoodwurm@gmail.com)

Newsletter Editor: Becky Barnes

Flickertail Woodcarvers  
PO Box 7473  
Bismarck, ND 58507

<https://FlickertailWoodcarvers.org>

 FlickertailWoodcarversND

 FlickertailWoodcarvers

 [makerspace.social/@FlickertailWoodcarvers](https://makerspace.social/@FlickertailWoodcarvers)

 FlickertailWoodcarvers

## 2025 Leadership

President: Becky Weisgerber  
Past President: Cliff Orgaard  
Programs: Eric Gaasland  
Treasurer: Warren Schlecht  
Secretary: Becky Barnes  
Librarian: Todd Engelstad  
Historian: Clara Sherman Yonker  
Membership: Doug Smith  
Annual Show: Eric Gaasland  
Property: Matt Hlebechuk  
Publicity: Cliff Orgaard  
Buckstop Gallery: Mike Knudson,  
Doug Emerson, Bob Pedigo, Warren  
Schlecht, Cliff Orgaard, Todd Engelstad  
Facebook: Eric Gaasland  
Pinterest: Cindy Roth  
Mastodon & Instagram: Becky Barnes  
Website: Becky Barnes



# Monthly Meeting Minutes for Flickertail Woodcarvers

March 1, 2025

**Call to Order** by President Becky Weisgerber  
19 members were present, and 1 guest



**Secretary's Report:** Becky Barnes

Secretary's Report – notes taken by Becky W., read by Becky B. Motioned as read by Diane Lehman-Turck, seconded by Alvin Braunagel.

**Treasurer's Report:** Warren Schlecht

Balance is at \$4,647.47, with everything up to date. Motioned as read by Todd Engelstad, seconded by Diane Lehman-Turck.

## Committee Reports

**Membership** (Doug Smith): The club has about 74 members at the moment.

**Programs** (Eric Gaasland): [Wesley Hathaway](#) is scheduled for the 2025 Spring carving class, May 16-18. The subject will be a Norwegian dragon head shoulder mount. A sign-up sheet for interest was brought in, but no money exchanged as of yet. Eric is waiting to see if the DWAC grants come through to help offset the cost for members. We're still looking for a class location - if you have an idea, please contact Eric. The Parks buildings are all rented, as with the Heritage Center spaces. We're competing with school graduation parties.

Carol Leavy will not be able to do the Fall class at the show. Eric will be contacting Bob Lawrence regarding the chipmunk he'll be teaching at Snow Daze. He will also check with Rhonda Smith about colored pencils, and he will look into the pysanki egg option too.

**Publicity** (Cliff Orgaard): No change. Becky W. will pass along her notes to Cliff.

**Property** (Matt Hlebechuk): Trinity Lutheran Church needed to reclaim one of the cabinets that the club had a few items stored in. Nothing major was moved.

**Library** (Todd Engelstad): One new donated book from Becky B., covering the Scouts of America "Wood Carving" badges.

**Historian** (Clara Yonker): Not present.

**Facebook** (Eric Gaasland): It still exists.

**Website** (Becky Barnes): Links to websites or PDFs for the Fargo show, Snow Daze, and the Wahpeton Carving Weekend are up.

**Buckstop Junction Upgrades** (Doug Emerson, Bob Pedigo, Mike Knudson, Warren Schlecht, Cliff Orgaard, Todd Engelstad): No change.

## Old Business

Demonstration requests for other groups:

- Post Adopt Dad's Retreat is on April 12th - is Bob P. taking point on this one? Do we still need a project?
- ND Asian American Arts and Cultural Initiative Cultural Expo is May 17th, overlapping the spring carving class. Becky W. will set up a table - please think about lending her Asian inspired projects.

The Winter Celebration at Hillside Aquatic Park was on February 15th. Any feedback or suggestions for next time? Eric suggested the weather needed to be warmer!

Remember the August-October library display is chip carving, and we need more items than we had submitted before.

Carving show registrations are open!

- Snow Daze April 25-28
- Fargo show May 2-4 + extra day for paint 5 - several of us are already going
- Wahpeton June 27-29 - several of us are already going; remember there's scholarships for new carvers who haven't attended before.

## New Business

**Whittle-In Project:** Thank you Eric Gaasland for the bug-eyed cartoon fish project.

Think about raffle items. Becky W. is still running it, and will increase the number of tickets printed this year.

Becky Barnes is leaving us for Minnesota, so we'll need to replace the Secretary / Newsletter position in mid-to-late summer. Please think about volunteering.

Warren posed a question regarding the finishing of projects. Do you seal before painting? Paint right on the wood? Seal when finished? A short discussion ensued. Frank Koch used boiled linseed oil to finish his projects, and then painted over. Bob Pedigo uses deft spray, or minwax lacquer, and then paints or stains. Becky Barnes and Eric Gaasland use Danish oil as a



sealer - and either leave it to cure, or paint over after it dries. Mark Kuhn uses mineral oil on his kitchen utensils. What do YOU use?

## Show and Tell

Cliff Orgaard brought in finished golf-balls and cupcake box from the Winter Celebration, as well as the egg-flag from last Whittle-In.

Becky Barnes brought in an owl she carved during the WOW weekend at Lake Metigoshe.

Mark Kuhn brought in some functional kitchen spoons and spatulas, carved from ash and walnut. He warns that the project is addicting!

## Meeting was adjourned.



### March 1, 2025 Whittle-In Bug-Eyed Fish by Eric Gaasland

Eric combined a few sources of inspiration for this project. First, he found a random fish blank that looked rather cartoony. Cartoon fish made him think of Blinky, the 3-eyed fish from The Simpsons cartoon. The blanks he cut were large enough to provide for two large eyes, or three medium eyes - depending on what direction you wanted your fish to go.



Above: Eric's demo fish.

Below: Warren adds some movement swishes to his fish.







Above: Doug works on a new bird carving.




Below: Mark shows off some ash and walnut utensils. He says they're quite addictive!



Above: Dueling Blinky's! Matt and Cathy work on transforming their bug-eyed fish into three-eyed monstrosities.



Above: Becky W. finished up her appropriately-colored golf ball carving of a Greenman.



Below: Matt taking a bite out of his golf balls, with teeth, and a Cthulu.



## March 18, 2025 Whittle-In Hedgehog by Becky Weisgerber


Last year Becky W. provided blanks for a sleeping boar netsuke (Japanese carving). Using the same shape of blank, she designed up a cute little hedgehog. From the top, it was divided into large and small spikes. Turn it over for a surprise: feet! She brought along directions for the hedgehog, as well as last year's sleeping boar.





Above: Boar and hedgehog blanks.

Below: A puzzle Becky B is working on.



Below: Bob P. works on a chip-carved clock for the Bismarck Public Library fall display.



Above: Matt's bug-eyed fish from last Whittle-In is coming along well!

Below: A "prickle" of hedgehogs (yes, a prickle - like a flock of geese) is being shaped.



## Hakone Yosegi-zaiku Japanese Marquetry

Some woodworkers may be familiar with "marquetry", or the use of very thin wood veneers, cut with exacto blades and assembled into images. Sometimes the pieces are added into heated sand to gently burn or scorch a side to add shadows and dimension. A form



of marquetry is also practiced in Japan, called Hakone Yosegi-zaiku. This practice uses naturally colored woods, carefully shaped with planes, glued together into intricate geometric patterns. Blocks of these patterns can be stacked together, and then shaved with a plane to produce a strip of elegantly, detailed patterned wood barely thicker than a sheet of paper. This sheet is then glued to a surface (box, plate, hair pins, coasters, mousepads, etc.).

The craft dates back to the Edo period (1600-1868), and is a traditional Japanese craft from the Hakone region of Kanagawa Prefecture. It has become a popular gift and souvenir craft.

[Read more indepth information about this at "The Gate"](#)



\*Printed with permission from Brian Crane





# Monthly Meeting Minutes for Flickertail Woodcarvers

April 5, 2025

**Call to Order** by President Becky Weisgerber  
18 members were present, and 1 guest



**Secretary's Report:** Becky Barnes

Secretary's Report – motioned as read by Eric Gaasland, and seconded by Anna Wright.

**Treasurer's Report:** Warren Schlecht

Balance is at \$5,017, with \$15 in dues brought in today not included. Motioned as ready by Eric Gaasland, and seconded by Todd Engelstad.

## Committee Reports

**Membership** (Doug Smith): NA

**Programs** (Eric Gaasland): A location for the Spring Carving Class was being researched, with options such as the Tree Rooms at the Civic Center, or the Pedigo garage. Right now, with federal grants in limbo, the class would run approximately \$340/person, instead of the reduced \$175/person. As of this meeting, only two people had signed up thus far.

For the October Annual Show, Rick Brereton asked us to replace him for safety's sake (international travelers are seeing increased hostility). An inquiry was made to Izo Becic, who teaches acanthus and old-world European style carving. He suggested a clock (either basswood or butternut) as an option. An informal poll was taken, and the members present seemed interested in the class option.

As the spring gatherings are making way for the summer picnics, please be thinking ahead! If you are interested in teaching a future Whittle-In, please sign up. Remember: the club has wood for classes, so you do not need to purchase any for the Whittle-Ins.

**Publicity** (Cliff Orgaard): Nothing new

**Property** (Matt Hlebechuk): No change

**Library** (Todd Engelstad): Nothing new

**Historian** (Clara Yonker): Not present. With Becky Barnes moving away, she thought it

would be most prudent to return the information folders and newspaper clippings that Clara had collected, back to the club. She brought in the first box of folders, but has a couple more left at home yet. She will get those returned.

Facebook (Eric Gaasland, Becky Barnes): Still exists - Brittany B. was able to contact us through Messenger to ask questions.

Website (Becky Barnes): Nothing new

## **Old Business**

Please make sure to wipe your feet on the mat before you leave - we don't want to track wood chips through the church.

Demonstration Requests to other groups:

- If you have any Asian-sourced carvings you'd be willing to let Becky W. display at the NDAAACI table, would you bring them in?
- Remember Chip carvings for the August Library display.
- Think about raffle items, and thank-you to those who have spoken to Becky W. already.
- Think about whether you'd be willing to step up for the Secretary roll this summer!
- There were 4 people signed up to attend the post-adoptive Dad class. Bob P. says he could work it solo, however other volunteers would be welcome. The class will run from 2-5pm at Ascension church.

## **New Business**

- Demonstration request for the 50th annual Threshing Bee in Braddock, ND, September 6 & 7, 2025 (the weekend after Labor Day). They have 1000 people over the two days. We would be allowed to sell items. They have camping available. No charge to the club. Is this something we'd like to do? Is there a preference for an empty building, or a tent outside? Bob Pedigo volunteered to be the lead contact, and there were nods of interest from the group. We will plan on participating at this event.
- Becky B. is having a carving demonstration on Monday, April 28th, from 9am-Noon at the Heritage Center.
- A gathering at the North Bismarck Pizza Ranch will occur directly after this meeting, as a "goodbye" lunch for Becky Barnes.
- Much of the Flickertail club leadership will be attending the Fargo carving show the first weekend in May. Should we still have a gathering in Bismarck? Alvin Braunagel suggested we skip the gathering this time. Matt Hlebechuk concurred, and the rest of the group in attendance agreed.
- The Capital A'Fair this year will be on the first weekend of August. Do we want to keep demonstrating here? The club members voted "yes."
- Bluegrass Goes Pink: this year Doug cannot go. Cliff said he would step in to help lead the carving portion of the event.

Thank you to Eric Gaasland for providing today's Whittle-In project - a selection of small chip-carved items.

### **Show and Tell:**

Bob P. brought in his finished chip-carved eagle clock, as well as a chip-carved box ordered from Kim Lynum and chip-carved comfort hearts.

Todd E. brought in a chip-carved rosary box.

Cliff O. had some souvenirs purchased from his trip to Japan and Korea. One was a turned wooden sake / shot glass. Another was a laser-engraved coaster. He also brought a Hakone Yosegi-zaiku mousepad with a checkered pattern.

Mike K. brought in a framed photo of Telle Rudser from an article of the ND History magazine featuring her marionettes. He said the photo and magazine would both be brought to Buckstop Junction.

Eric G. featured chip-carved cell phone holders, a pencil box, and a tissue box.

Becky W. was working on her "St-Robbery In Progress" carving of a grimacing masked strawberry, holding a bag.

Ken M. had finished carving AND painting his hedgehog, a poinsettia, and a bug-eyed fish.

Doug E. also brought in a chip-carved box by Kim Lynum.

**Meeting was adjourned.**



### **April 5, 2025 Whittle-In Chip Carving by Eric Gaasland**

Eric thought some small, fast project to help out with the fall Library display wouldn't go amiss! He brought along blanks for hot-air balloons, and a few other designs.

Right: Bob P.'s finished clock and chip-carved multi-tier box.









Above and Left: Eric G. has made a number of chip-carved cell phone holders.

Below: Eric G. shows off the sides of a pencil or paintbrush holder, each side with a different chip-carved pattern.



Above: Cliff O's souvenirs from Japan and Korea. Top is a mousepad done in the Hakone Yosegi-zaiku style, bottom left is a laser-engraved coaster. Bottom right is a small turned glass.



Above: Ken M. finished carving AND painting some of the past whittle-in projects.



Above: Carvers select what project they wish to work on. The table is taken over by tissue box holders, cell phone chairs, and more.





Above: A young Telle Rudser carving a marionette foot.



Left: A chip-carved hot-air balloon.



## April 15, 2025 Whittle-In Knife Sharpening with Bob Pedigo

A dull knife is a dangerous knife. Without the finely-sharpened edge, people might push harder, struggle, and slip - often ending in an injury that could have been prevented. Each year Bob Pedigo refreshes our memories (or teaches those new) on how to properly sharpen their knives and gouges. With a magnifying camera, he projects knife edges onto a screen, so carvers can see the blade enlarged. You could see scratch marks from sanding, or missing

chunks from being dropped - and sometimes even a missing point!

Bob showed different techniques for gouges, knives, and v-tools. Remember - the club sharpening wheel is available at any of the Meetings and Whittle-Ins - it just needs to be wheeled out from the storage room. Knife a little dull? Give it a polish.



Above: Left a row of houses and a castle, carved and painted by Eric G. Right, a bear and tree-branch, done with a unique stabby-stabby technique.



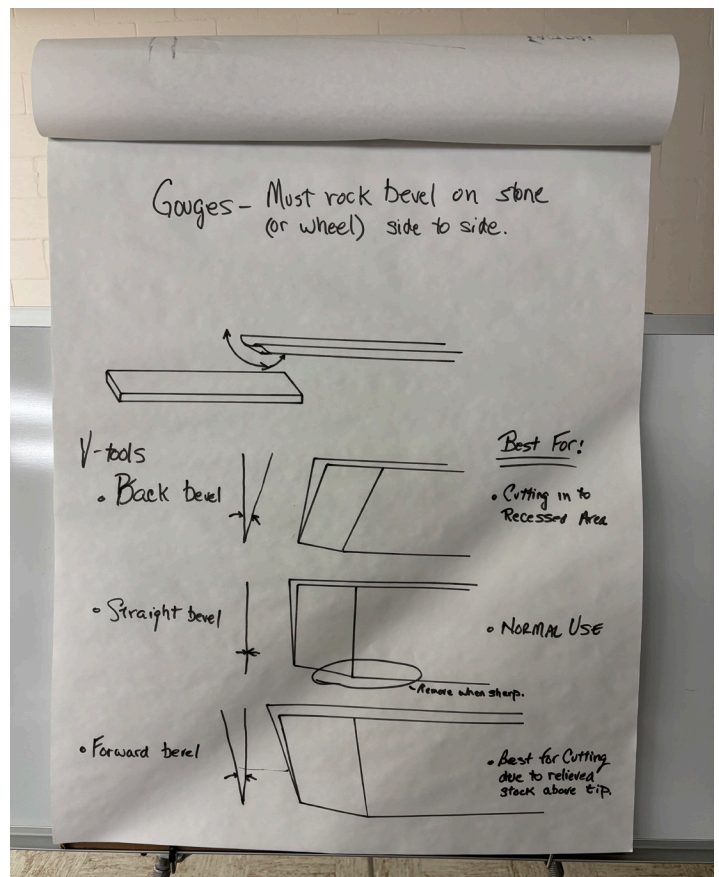
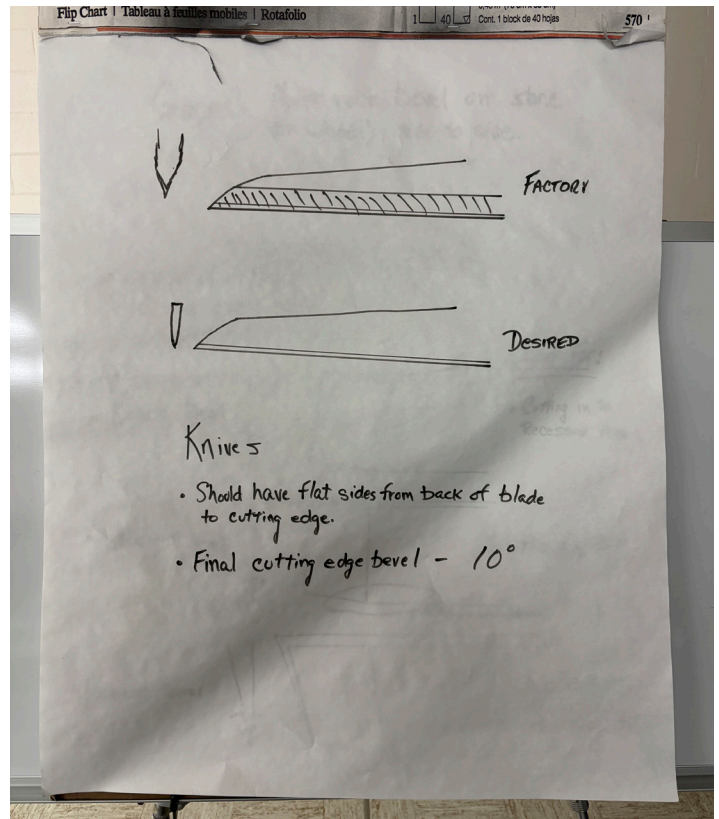


Above: Bob P. works on reshaping a tool.

Below: Becky B. finished up a demo intarsia / cross-stitch combo.



Becky B. will be teaching the cross-stitch on wood class that she taught last October (2024), in Fargo the first weekend of May.



Above: Top, the different bevels on knives. Bottom, what to watch for on a v-tool, and how to sharpen using a rolling motion.




## April 16, 2025 Post-Adoption Dad Retreat

The club was asked if they would help out with a few Dads, who were new to the world of fostering and adoption. A combination demonstration and project was held by Bob Pedigo and other club members, where they carved letter-openers. The mini-class was well received.



## April 25-27, 2025 Snow Daze - Waite Park, MN

Quite a few members of the Flickertails participated in the Snow Daze held at Waite Park, near Saint Cloud, MN. The Moose Lodge was packed full of carving, sewing, blanks, roughouts, tools, and creativity. One portion of the lodge is set aside with tables and chairs for classes, and the other has tables with raffle and auction items. And of course - snacks!



Layered Landscapes  
with Ken Ramler



Caricature carving with Rich Wetherbee

## Upcoming Events!

**May 3, Saturday:** Meeting Canceled

**May 2-4, Friday-Sunday:** Red River Valley Woodcarvers Wood Arts Festival - Fargo Air Museum.

**May 20, Tuesday:** Whittle-In, Trinity Lutheran Church basement. 7-9pm. Last gathering in the church for the season!

**June 17, Tuesday:** Picnic at Sertoma Park - brown bag supper, bring a project to work on or show-and-tell.

**June 27-29:** Wahpeton Carving Weekend - still some classes with openings! Great food, dorms on the NDSCS campus, and lots of cookies.

**July 15, Tuesday:** Picnic at Sertoma Park - brown bag supper, bring a project to work on or show-and-tell.

**July 26, Saturday:** Bluegrass Goes Pink - Cancer benefit / fundraiser with carving demonstrations at Cross Ranch State Park.

**August 2-3, Sat-Sun:** Capital A'Fair, Bismarck. Carving demonstration by the Capitol.

**August 16, Saturday:** Buckstop Junction Hootenanny, carving demonstration.

**August 19, Tuesday:** Picnic at Sertoma Park - brown bag supper, bring a project to work on or show-and-tell.

**September 6, Saturday:** First Fall meeting / whittle-in of the season. Trinity Lutheran Church basement. 9-11am.

**September 6-7, Sat-Sun:** 50th Annual Threshing Bee in Braddock - carving demonstration. New event for the Flickertails!

**September 16, Tuesday:** Whittle-In, Trinity Lutheran Church basement. 7-9pm.