



# The Curling Chip

## March / April 2023

Winter isn't ready to lose its grip on North Dakota yet, but the end is in sight. These couple months held snow-storms, and an abundance of chip-carving and relief-carving. So many different techniques to try out! An extended beginner class was held through BAGA, and travels to Seattle brought back inspiration from the past, from the Nordic Museum.

For questions or future articles, send your info to Tom/Diane Turck at: [tdturck@bis.midco.net](mailto:tdturck@bis.midco.net)

Newsletter Team: Tom Turck and Diane Lehman Turck, Becky Barnes assisting

Flickertail Woodcarvers  
PO Box 7473  
Bismarck, ND 58507

<https://FlickertailWoodcarvers.org>



FlickertailWoodcarversND



FlickertailWoodcarvers



[makerspace.social/@FlickertailWoodcarvers](https://makerspace.social/@FlickertailWoodcarvers)



FlickertailWoodcarvers

### 2023 Leadership

President: Cliff Orgaard  
Past President: Becky Barnes  
Programs: Eric Gaasland  
Treasurer: Warren Schlecht  
Secretary: Diane Lehman Turck  
Librarian: Todd Engelstad  
Historian: Clara Sherman Yonker  
Membership: Doug Smith  
Annual Show: Eric Gaasland  
Property: Becky Weisgerber  
Publicity: Becky Weisgerber  
Buck Stop Gallery: Mike Knudson, Dale Heglund  
Pinterest: Cindy Roth  
Facebook: Eric Gaasland, Becky Barnes  
Mastodon: Becky Barnes  
Instagram: Becky Barnes  
Website: Becky Barnes



NORTH DAKOTA COUNCIL ON THE ARTS

# *Monthly Meeting Minutes for Flickertail Woodcarvers*

*March 4th, 2023*



**Call to Order** by President Cliff Orgaard

## **Secretary's Report**

No previous meeting Minutes were available.

## **Treasurer's Report**

\$8,515 with all bills paid.

## **Committee Reports**

**Project** (Cliff Orgaard): Decorative Chip Carving with Gouges.

**Membership** (Doug Smith): About half are paid to date.

**Property** (Becky Weisgerber): No change.

**Library** (Todd Englestad): No change.

**Publicity** (Becky Weisgerber): No change.

**Facebook** (Eric Gaasland, Becky Barnes): up to date.

**Website** (Becky Barnes): up to date.

## **Old Business**

**Memory Hearts** (Doug Emerson): keep carving - always need more.

**BSC** (Becky Barnes): last class is today. One class was snowed out. They have worked on a letter opener and the Moravian star. Today they will work on the 5-minute wizard which takes longer than 5 minutes. The class has seven people.

**BAGA** (Becky Barnes): the class will be 7 hours long and so rather intense.

## **New Business**

**Library Display** (Bob Pedigo): This year the library display will be bark houses. Next year we will exhibit chip carved items.

**Products** (Becky Barnes): Working up a new order for shirts and the cups Dennis makes. The cups are \$15 and we get \$5 of that. They are comfortable to hold.

**Cross Ranch** is the 30th of July

**Capitol A'Fair** is August 5 and 6.

**Signs:** Eric G brought up the need for new signs. Ours are getting to show some wear and tear. The price for such signs has gone down and we could come up with a new design for the large one. Becky B will check out prices and possibilities.

### **Show and Tell:**

Eric G brought along a small carved flame, to keep warm on chilly nights.

Becky B is carving a series of quilt squares. She showed the first one in the series. It is made of basswood and is in relief.


Vince B brought in a negative of his egrets - instead of carving the bird in the round, the silhouette was cut from a board.

A few more finished Love Spoons were brought in as well.

**Meeting was adjourned:** It was moved and seconded that the meeting be adjourned.

*March 4th, 2023*  
*Chip-carving by Cliff Orgaard*

Not only was today Cliff Orgaard's first full meeting as newly elected President of the Flickertail Woodcarvers, but he brought in the project as well. He crafted multiple chip-carving practice panels, utilizing repeating shapes and cuts to create designs.



A video is also up on our YouTube channel that shows him describing the process:  
<https://tinyurl.com/ChipGouge>

He had a piece of wood with illustrations on it of different styles of carving, and he demonstrated how to do each. To be consistent, you make the stop cuts first so that they will be the same depth. The video also shows different people experimenting with different cuts. Some designs Cliff shows are of flowers, trees, a pinwheel, and laughing faces.



He fashioned a 3" x 6" practice tablet of chip carvings using a gouge. In order to make it clearer, he had a sheet of directions and suggestions - available free on our website at:  
<https://flickertailwoodcarvers.org/patterns/>

Right: Eric G. decided the weather was too cold, so made himself cozy with a little fire.








Above: Vince B. brought in a flat panel that had pieces cut out – the negative space mimicking his egret pattern used for beginning carving classes.

Below: A few more finished Love Spoons from Bob's class debuted.



Below: Becky B started a new project practicing Indonesian inspired brick panels, but carved from wood. She found photos of the bricks online, then made them into patterns to be carved into wood. Her plan is to make a 3x3 square “quilt”, with 3 panels each from basswood, butternut, and camphor. She thought it was neat how designs and patterns travel from place to place – how the brickwork from Indonesia looked so similar to Nordic rosemaling.





*March 21st, 2023*  
*Relief carved Panels*  
*By Becky Weisgerber*

Becky W. brought in a reference book by Peter Fallingsbe, featuring relief carved panels.





She brought along a number of blank panels, rulers, protractors, etc., to assist with designs.



Peter Follansbee, the author of “Joiner’s Work” spent time at Plymouth Village – a historical recreation village in Massachusetts, studying 17th Century carving. Becky B. says “The main design scheme is: Fill in all of the space!” Take the tools you have available (gouges, v-tools), and fill in the space with vaguely foliate or curving shapes. Much of the carving is low-relief, but with a textured background the foreground carving really pops with the shadows. There’s a lot you can do with this design style, with very few tools.





# *Monthly Meeting Minutes for Flickertail Woodcarvers*

*April 1st, 2023*

**Call to Order** by President Cliff Orgaard  
16 members present



## **Secretary's Report**

A synopsis of the Secretary's March report done by Eric Gaasland was delivered. No changes were made. Motion to accept by Diane, second by Todd.

## **Treasurer's Report**

\$8,576 in both accounts. \$2687 in the Buckstop Junction account and \$5889 in the regular account. This latter includes dues which are still trickling in.

## **Committee Reports**

**Project** (Mitch Olson): Was unable to get to Bismarck. He is snowed in near Max. We worked on past projects, mostly acanthus leaves by Becky W from last time.

**Membership** (Doug Smith): Most dues are already in. Try to get your dues paid. They are \$15.00 for a person and \$25.00 for a family.

**Programs** (Dale Heglund, Bob Pedigo, Doug Emerson, Eric Gaasland): Cathie Brereton is ill and won't be able to do the loon this spring. Eric G thought he might get the wood for the project at the Fargo show. It is possible that Larry Longtine might be able to teach the class in May. We need Dale to complete the contract for Charlene Lynum, the fall presenter. We have no one to do the smaller Saturday, Sunday class, but Becky B has been carving squares that would do to make a carved quilt. The squares are exquisite and would make a lovely project.

**Publicity** (Becky Weisgerber): No changes. Please be thinking of raffle prizes. Bob P has already donated one. The prize doesn't have to be ready, and it doesn't need to be wood. Becky wants to have a list of things that will be donated by May so they can be listed on the raffle tickets for the summer demonstrations.

**Property** (Becky Weisgerber): no changes.

**Library** (Todd Englestad): nothing new.

**Newsletters** (Diane Lehman Turck): am behind. Will work to catch up

**Historian** (Clara Yonker): N/A

**Facebook** (Eric Gaasland, Becky Barnes): up to date.

**Website** (Becky Barnes): up to date.

**Other Social Media** (Becky Barnes): Twitter has become a pit of despair. We've now deleted the Twitter account, and are testing a Mastodon account. Still have Instagram as well. Right now Facebook brings in most of our local online traffic, other than the website - Mastodon or Blue Sky are more global, and really not necessary.

## **Old Business**

**Memory Hearts** (Doug Emerson): we always need more - keep carving!

**BSC** (Becky Barnes): last class is today. One class was snowed out. They have worked on a letter opener and the Moravian star. Today they will work on the 5-minute wizard which takes longer than 5 minutes. The class has seven people.

**BAGA** (Becky Barnes): the class will be 7 hours long and so rather intense.

## **New Business**

**Library Display** (Bob Pedigo): This year the library display will be bark houses. Next year we will exhibit chip carved items.

**Products** (Becky Barnes): Working up a new order for shirts and the cups Dennis makes. The cups are \$15 and we get \$5 of that. They are comfortable to hold.

**Cross Ranch** is the 30 th of July

**Capitol A'Fair** is August 5and 6

**Signs:** Eric G brought up the need for new signs. Ours are getting to show some wear and tear. The price for such signs has gone down and we could come up with a new design for the large one. Becky B will check out prices and possibilities.

## **Show and Tell:**

Becky W had two Show and tell items. The first was a small, about 2 inch high tall stump neatly painted with cracks in the bottom and sides having little eyes peering out. The second was a bowl made of myrtle that she had just made with the wood turners and Spud had allowed her to finish it.


Becky B is carving a series of quilt squares. She showed the second one in the series. It is made



of basswood and is in relief.

Cliff had a decorated egg holder, around 3 inches tall, for Easter. He says it will hold jellybeans.

**Meeting was adjourned:** It was moved and seconded that the meeting be adjourned.



Above: Becky B. brought in the second of her carved Indonesian-inspired squares – this one also done in basswood.

Below: Cliff O. brought in an adorable egg container, just in time for Easter. The sides were carved to look like an egg on a stand, and a flower was carved into the removable lid.



Below: Becky W. brought in a beautifully turned myrtlewood bowl – the wood just shimmered.



*April 1st, 2023*  
*Project Postponed due to Snow*

Mitch Olson wasn't able to conduct his hillbilly project today, because he was snowed in! Talk about an April Fools prank with the weather. Sheesh. Instead people brought in various other projects to work on.




*April 6th, 2023*  
*Nordic Museum, Seattle, WA*

Becky B. was able to visit the Nordic Museum in Seattle, WA in April. While there she snagged photos of different spoons, kolrosing, and even carvings by Jay Haavik who taught our spring carving class during the 50th show.





Above: Bow Ornament with Serpent's Head, by O. Jay Haavik. Norwegian American (b. 1943). Alder wood. This full-sized replica of the Oseberg ship's bow spiral depicts the serpent's head and intricate carvings that decorate the original vessel.



Above: Tingle, by O. Jay Haavik. Norwegian American (b. 1943). Alder wood. Scale = 1:1. The carving on this triangular piece of wood, called a tingle, represents the "gripping beast" motif found in early Viking art. The tingle is found on both the bow and stern of the Oseberg ship.







Above: (text paraphrased from museum)

## The Sami

The Sami have a close connection to nature and an abiding respect for the natural environment with which they coexist. Because their society was nomadic, they relied on the world around them for the materials required to make utilitarian, yet often beautifully decorated, objects for their daily life. Many of the pictograms and symbols that decorate Sami objects have endured for centuries.

11: Knife set with sheath. Sweden: Jämtland, ca. 1800. Bone, steel, leather.

Nordic Museum, NHM 91.233.001a-c. Gift of Ivar Bergquist.

13: Hammer for ceremonial drum. Finland, 19th century. Facsimile. Bone.

National Museum of Finland, NMF SU5457:53

16: Spoon. Finland: Lapland, 19th century. Reindeer horn.

National Museum of Finland, NMF SU4948:5

17: Spoon. Finland: Kittilä, 19th century. Reindeer horn.

National Museum of Finland, NMF SU5457:21

Above Top & Middle: A bird box covered in rosemailing - reminiscent of the artwork Alan Pearson will be teaching us in October.

Above Bottom: A 5-string kantele, the national instrument of Finland.

Right: Small ship bow carving (top) and stern carving (bottom).



***April 18th, 2023***  
***Chip Carving on Black***  
***By Marlene Moser***

Marlene M. brought in a different take on chip-carving, with the surface painted black. As chips were removed, the lighter colored wood showed through.

On the next page you can see the effects of normal chip-carving, with the chips removed from the wood base, then washed over with a color. On the bottom example the surface of the wood base is already darkened, and the chips are removed so you can see the lighter colored wood beneath.



***April 24th, 2023***  
***Beginner Carving at BAGA***

Becky Barnes held an extended beginner one-day-class through Bismarck Art & Galleries Association (BAGA), starting at 9am, and going

until 4pm. She brought the club toolkits for participants to borrow, as well as blanks for a number of projects.

She started everyone out with safety, and the practice stick. Once the group had finished to their satisfaction, they moved onto another project. The class also crafted an otter letter opener (focusing on grain direction), a 5-minute-wizard bearded face with a hat (caricature with stop-cuts), and a Moravian star (grain direction, stop cuts, and repetition). There were no injuries, and people left with completed, or nearly completed projects. If we're lucky we may see more of the new carvers as they decide to continue carving.

