

The Curling Chip July/August 2021

FLICKERTAIL WOODCARVERS
PO BOX 7473
BISMARCK ND 58507



Good Carving!

Please read the Registration Form carefully because it has a lot of information. Although very hot out, the picnics were fun and the heat seemed to suppress the insects. Be sure to check out Cliff's article on canes and his article inventory data as well as his picks for books on walking sticks in his series on **"Getting Acquainted with Our Library."** Thanks to all the Flickertail members Becky B, and Eric G for photos and Becky W, Eric G, Cliff and Clara for helping out with this newsletter. Remember Apple Fest is coming up soon. For questions or future articles send your info to Tom/Diane Turck at email address tdturck@bis.midco.net.

Newsletter Team: Tom Turck and Diane Lehman Turck



Website: <https://flickertailwoodcarvers.org/>

Facebook - <https://www.facebook.com/flickertailwoodcarversnd/>

Pintress - <https://www.pinterest.com/flickertailwoodcarvers/>



DAKOTA WEST ARTS COUNCIL
Leads, advocates, and advances the arts and culture in North Dakota's Capital City.

Flickertail Woodcarver projects are supported in part by grants from the North Dakota Council on the Arts, which receives funding from the state legislature and the National Endowment for the Arts. They are also

supported by grants from Dakota West Arts Council and Montana Dakota Resources Group.



Event Calendar

Meetings and Whittle-Ins are held in the Fellowship Hall at Trinity Lutheran Church in Bismarck Summer – June, July and August at Sertoma Park, Shelter # 5

- Website: <https://flickertailwoodcarvers.org/>
- Facebook: <https://www.facebook.com/flickertailwoodcarversnd>
- Twitter: <https://twitter.com/FlickertailND>
- Instagram: <https://www.instagram.com/flickertailwoodcarvers/>

| | |
|--------------------|--|
| Sept 4, 2021 | Whittle-In 8:30-10:30 (approx), pumpkin project By Becky Barnes, 116 Sunflower Drive, (bring folding chair) |
| Sept 21, 2021 | Whittle-Inn 7-9pm |
| October 2, 2021 | Monthly meeting 8:30-10:30 AM |
| Sept 25-26, 2021 | Apple Fest at Buckstop Junction 11-5 Sat, 11-4 Sun For Cancer Society |
| October 7-10, 2021 | Flickertail Woodcarvers Show 7-8 8am-5pm with Vic Hood, 9-10 8am-11:15am Dick Skaug and Pam Vukelic classes 12-4:30pm public is invited (Read registration for more) |

Past Events

| | |
|--------------------|--|
| September 5, 2020 | NO MONTHLY MEETING Enjoy your Labor Day Weekend! |
| September 15, 2020 | Whittle-In, 7-9 PM TURN IN SPOONS Project by Eileen Heihn |

| | |
|-------------------|--|
| October 3, 2020 | Monthly meeting 8:30-10:30 AM Project by Larry Graff |
| October 20, 2020 | Whittle-In, 7-9 PM Project by Tom & Diane Turck |
| November 7, 2020 | Monthly meeting 8:30-10:30 AM Project by Warren Schlecht |
| November 17, 2020 | Whittle-In, 7-9 PM Project by Doug Emerson, snow snakes |
| December 5, 2020 | Monthly meeting 8:30-10:30 AM Project by Doug Emerson, snow snakes |
| December 15, 2020 | Whittle-In, 7-9 PM Project by Doug Smith |
| January 2, 2021 | Monthly meeting 8:30-10:30 AM Project by Eric Gaasland |
| January 19, 2021 | Whittle-In, 7-9 PM Library Spoons Return Eagle Feather Project by Dale Heglund |
| February 6, 2021 | Monthly meeting 8:30-10:30 AM Project by Bob Pedigo, love spoon |
| February 16, 2021 | Whittle-In, 7-9 PM Project by Troy Frieze |
| February 27, 2021 | Virtual Party Everyone is invited |
| March 13, 2021 | Monthly meeting 8:30-10:30 AM New Date Project by Cliff Orgaard |
| March 16, 2021 | Whittle-In, 7-9 PM Project by Becky Weisgerber |
| May 15-16, 2021 | Spring Carving Class Buffalo in Butternut at the ND Heritage Center By Bob Pedigo |
| May 18, 2021 | Whittle-In, 7-9 PM Project by Alvin Braunagel |

| | |
|-----------------|--|
| June 15, 2021 | Whittle-In, Sertoma Park, shelter 5, 5:30-8 PM Sack lunch – Public is invited |
| July 20, 2021 | Whittle-In, Sertoma Park, Shelter 5, 5:30-8 PM Sack Lunch – Public is invited |
| August 17, 2021 | Whittle-In, Sertoma Park, Shelter 5, 5:30-8 PM Sack lunch – Public is invited |



51st Annual Flickertail
Woodcarvers Show
October 9-10, 2021

Bismarck Public Schools Career Academy, Bismarck, ND

The Flickertail Woodcarvers invite all woodcarvers to participate in a fun filled weekend consisting of learning, sharing, and camaraderie. We have put together a program consisting of workshops for carvers and non-carvers, wood and carving vendors, and exhibition of carvings by the show participants.

The 51st Annual Flickertail Woodcarvers Show will be held at the Bismarck Public Schools Career Academy, which is located on the east side of Bismarck State College campus. The Bismarck Public Schools Career Academy will provide tables and chairs. Bring your own tablecloth. Selling is allowed.

The Flickertail Woodcarvers have the following refund policy:

- If you withdraw before August 8, you will receive 100% of your fees refunded.
- If you withdraw after August 9 and before September 26, you will receive 50% of your fees refunded.
- If you withdraw September 26 or later, you will not receive any refunds.

In the works: a block of rooms has been set-aside at Quality Inn, 1030 E. Interstate Ave. (701-223-1911). **Mention Flickertail Woodcarvers to receive the special rate of \$74.00 (two double beds).** The room includes breakfast and a free drink in the bar each day. You must book these rooms by Wednesday, September 23.

A potluck will be held Friday, October 8 from 5:00 pm to 9:00 pm at the Quality Inn, room E. Everyone is invited for a fun time and great food. Out of town carvers are the guests of the Flickertail Woodcarvers and do not need to bring anything. If you have any questions, please contact Diane Turck – cell 701-226-0163 or tdturck@bis.midco.net.

AGENDA: (Please note: vendor tables are provided at no charge!)

Saturday, October 9, 2021

Exhibits setup: 7:30 AM – 11:15 AM
 Morning Workshops: 8:00 AM – 11:15 AM
 Lunch: 11:15 AM– 12:00 noon
 Exhibits: 12:00 noon – 4:30 PM open to the public
 Social Hour: 6:00 – 6:30 PM (Mandan Depot)
 Dinner: 6:30 PM (Mandan Depot)
Vic Hood will be the banquet guest speaker
After Dinner, Carving exchange and door prizes

Sunday, October 10, 2021

Workshops: 8:00 AM – 11:15 AM
 Lunch: 11:15 AM– 12:00 noon
 Exhibits: 12:00 noon – 4:30 PM open to the public
 Raffle Drawing: 3:30 PM
Early departures are discouraged unless prearranged

Vic Hood – Realistic bust woodcarving class information:

The cost of Vic's class is \$130, which includes the cost of the roughout. The class will meet at the Great River Energy office, 1611 E. Century Ave, Suite 200, Bismarck, ND 58503, Fort Union West Conference room, Thursday and Friday October 7 and 8 from 8:00 AM to 5:00 PM and at the Bismarck Public Schools Career Academy Saturday and Sunday, October 9 and 10 from 8:00 to 11:15 AM. Vic's class is designed to encourage students of all levels. This is not a portraiture class but a subject based, for example, an American Indian, Sea Captain, Mountain Man, etc. (see figure below). The roughout will be in butternut and about half to three quarter size of a human bust. Standard carving knives and gouges will be used.



Vic started carving in the early 1990s when he wanted a cigar-store Indian, but didn't know where to buy one. He decided to make one but was very unsuccessful. He then decided to carve just the top of a cigar-store Indian – a bust. He tried several, and they were also unsuccessful.

Vic took a class with Larry Rogers who taught him more in three days than he


learned in a year carving by himself. After the class, Vic went home and carved 75 busts in the next year. More than one bust a week!! Then Vic met the late John Burke. John invited Vic to travel with him teaching classes. Vic helped John teach for about five years, and then John invited Vic to become the assistant at John's workshop. John was the biggest influence on his woodcarving. John's influence is evident in Vic's teaching style. Both men are accomplished carvers, but like John, Vic's primary interest is teaching.

Dick Skauge – Santa face carving class information: The cost of Dick's class is \$15. The class will meet at the Bismarck Public Schools Career Academy Saturday and Sunday October 9 and 10 from 8:00 to 11:15 AM. The project will be carving and painting a Santa face. A very good class to learn/practice carving faces. An example of the project is shown bellow. Dick Skauge started carving over 35 years ago. He wanted to carve and hunt with his own decoys. After Dick carved one decoy, he knew that he did not want to put it into the muddy water. So, he kept carving. About this time, he met a member of the Red River Valley Woodcarving club and received a lot of good advice and learned the correct way to carve wood. Dick started teaching and enjoyed carving many different things. Teaching has helped him learn to be a better carver.



Pam Vukelic – Non-carving Project, Zentangle: The cost of Pam's Zentangle class is \$10. The class will meet at the Bismarck Public Schools Career Academy Saturday and Sunday October 9 and 10 from 8:00 to 11:15 AM. During this class you will learn the eight basic steps involved in the Zentangle Method. Several different tangles will be taught so students will end up with 2-3 completed tiles. All supplies that are needed will be included in the supply kit, as well as supplies to complete a total of 7-8 additional tiles. Fees for material and supplies (additional \$10) will be paid directly to the instructor. Examples of the Zentangle are shown below.

The Zentangle Method is an easy-to-learn, relaxing, and fun way to create beautiful images by drawing structured patterns. These patterns are called tangles. The patterns are drawn on small pieces of paper called "tiles." As you use the Zentangle Method to create beautiful images, you likely will enjoy increased focus, creativity, self-confidence and an increased sense of well-being.



51st Annual Flickertail Woodcarvers Show

October 9 & 10, 2020
Bismarck Public Schools Career Academy, Bismarck,

ND Name: _____ Spouse: _____

Street: _____ City: _____

State: _____ Zip _____

Phone: _____ Email: _____

Please complete the following by writing the amount for the events you plan to participate in. Note that the class size is limited to 12 and classes are filled in order of reception date.

Flickertail Woodcarver members are given priority over nonmembers, and show participants are given priority over nonparticipants. Material fees are to be paid to the instructor. **NOTE: When you receive the email or newsletter, you may email or call Bob Pedigo with your intent to take the class. You then have seven days to remit the class fee and show registration.**

| | | |
|--|--------------|--|
| Vik Hood: Realistic bust carving class, Oct. 7-10 | \$130.00 | |
| Dick Skaug: Santa face carving class, Oct 9-10 | \$15.00 | |
| Pam Vukelic: Zentangle class, Oct 9-10 | \$10.00 | |
| Carvers display table (no charge, mark with X) | | |
| Vendors table (no charge, mark with an x) | | |
| Lunch: Saturday and Sunday noon meals (per person) | \$20.00 | |
| Banquet: Saturday evening (per person) | \$26.00 | |
| | Total | |

Electricity will be available. Please bring an extension cord. Please circle if you want electricity:

YES

NO

Drop cloth is not needed for carving.

You are allowed to sell your carvings at the show.

There will be a carving exchange during the Saturday banquet.

Return the completed registration form to Bob Pedigo with a check made out to the FlickertailWoodcarvers by September 24 to:

Bob Pedigo

701-258-0702 - Home

701-400-0702 - Cellular

9130 Sycamore Ln. Bismarck, ND 58504

bkpedigo@bektel.com



* * * * *

July 20th Picnic

The weather was warm, but not bad in the shelter. It was actually fairly comfortable. About 13 people attended before Kelly and Eileen arrived, just as most of the party was breaking up. They thought the weather would be a bit cooler then and lots of people would still be visiting. People brought fast food suppers or ate prior to coming.

Dale, Doug E, Bob P and Becky B were some of the other members discussed the upcoming fall show. Mike stopped by and reminded us that Corn Fest is coming on August 15, and Apple Festival is coming on September 25 and 26 to Buckstop Junction, which reminded Doug E that Bluegrass goes Pink is at Cross Ranch on July 31 this year. Becky W had a sign-up sheet for Capitol A'Fair on August 7 and 8 as well as raffle tickets for the fall show. The list of prizes is quite impressive and at a cost of a dollar a ticket, you can't go wrong.

Cliff laid out the chip carving books he reviewed for the last newsletter on one of the picnic tables. Larry borrowed a CD I returned a book on kolrosing. Cliff had chosen chip carving to examine because he was taking a class using chip carving at Wahpeton.

Bob P brought a bear head and upper torso he had carved at Wahpeton. He also showed everyone how to figure out the placement of eyes on a carving by using geometry and a compass. Very cool. Bob says he always learns something new at Wahpeton. Besides the bear, he also showed a wolf created in the style of Desiree Hajny's works.

Larry made several fun looking figures. First was a set of two older fellows with masks representing different parts of the population protecting themselves from Covid. Then a bowlegged cowboy with spurs and a droopy moustache carrying his rifle loosely at his side made an appearance that was quintessential westerner.

Several people had their raffle prizes at the picnic. Rick Skauge's rainbow trout in a stream with rocks and a fallen tree was delivered to Becky W at the picnic. Becky W was working on her family of crocodiles while everyone was visiting.

She still has to complete the littlest one. Eileen presented Becky W with her wooden vase and flowers that she had finished a couple of months ago.



Bob P's Wahpeton Bear



An Artistic Wolf



Two elderly gents protecting themselves from Covid 19



A cowboy just out for a stroll



At least 3 conversations visible and more at the table unseen



Dick's rainbow trout in the wild



Mother crocodiles protect their young but they feed themselves



Eileen's lovely vase for the raffle



Bluegrass goes Pink, July 31st

Bluegrass goes Pink was very successful. The organizers had good weather and the activities were well attended. The Flickertail display drew a lot of passersby. The presenters had to provide their own chairs. Besides Clara, who gave me most of the information for this article, others including Doug, Warren, Eileen and Kelly, and Becky B.

Cross Ranch is a wonderful place to go to camp. It's close to Bismarck, has electricity for campers and even cabins that can be rented. Clara estimated there were 600 people at the park. One of the sites on Google describing the 5K/10K Fun Run Walk has a photo of the participants with Doug E in his pink shirt right up near the front. The trails throughout the park made up the route.

One of attractions, particularly for the children, was the pink fire truck named Vivian. They could climb on it and cancer survivors and families can sign their names. Members of the churches in the area and the ambulance staff of the area got together and donated food for the supper. It started at 5:30 and was a free will offering. Music was being played at various venues all day, but at 7pm the band Cotton Wood had a concert for a \$10 entrance fee. The concert was dedicated to cancer patients who have died. All the proceeds of the day went to the Cancer Center Foundation for patients.



Flickertail Library News

By Cliff Orgaard

I spent some time with the Media Cabinet this summer. My goal was to verify that the books, video tapes, and DVDs are accounted for in our Library list. I also moved some of the books to different categories where they fit better. An updated catalog will be available on our website soon. Also, I oiled the wheels and put handles on the cabinet, so it is much easier to move around.


I discovered a couple things during my research. First, many books are checked out by our members. This is a good thing, but I ask that you try to return them this fall so they can be available to other members. Secondly, I found a library listing from July 1992. At that time, we had 27 books and 14 video tapes. As of today, we have 202 books, 43 video tapes, 44 DVDs, numerous magazines, and several sticks to assist in carving faces. We truly do have a treasure of reference materials that is continuing to grow. Take some time to review the list or browse through the media during our next meeting and take a few home.

This month I decided to review the books about Walking Sticks. Many of us have seen great examples created by our members but have not yet tried this project. After reading through these books, maybe more of us will try making our own. I recommend that you read these books in the order listed below.

Walking and Working Sticks (Theo Fossel) This is a great reference book that guides you through the process of harvesting your own wood, proper drying techniques, straightening and bending methods, and applying correct finishes. Mr. Fossel manages to provide history, technical information, and definitions in a manner that is fun to read. By reviewing this book first, you will come away with a broad knowledge and appreciation of various sticks.




Tom Wolfe Carves Wood Spirits and Walking Sticks (Douglas Congdon-Martin) Tom Wolfe is well known for his Wood Spirit carving. This book provides a complete series of pictures that demonstrates the creation two projects. The first is a Wood Spirit from a log. Secondly, he creates a handle for a Walking Stick. The many detailed photographs with captions show exactly how and where to carve to end up with a very nice handle on a stick.



Tom Wolfe Carves Fancy Canes (Tom Wolfe) As in the previous book, Mr. Wolfe provides multiple captioned photographs of a Walking Stick handle. This one is a nut cracking bird. Following the description of this project, he provides a gallery of many of his other creations.



86 Cane Patterns for the Woodcarver (Tom Wolfe) After a short introduction in which he reminisces about some of his carving experiences, Mr. Wolfe displays patterns for many of his Walking Stick handles. Once you feel comfortable creating a few of your own sticks and want a particular pattern, you will probably find it here. He does not demonstrate any techniques in this book; it is simply a collection of full-sized patterns.



Enjoy the rest of your summer and I look forward to seeing everyone at our upcoming meetings.

Capital A'Fair, August 7th - 8th

One of the region's largest arts and crafts fairs, advertising says it boasts over 130 artisans. Eric G said there did not appear to be as many vendors this year as others, but that is probably a reflection of Covid-19. On Saturday, there were a lot of people wandering the street and exhibiting interest in the various booths, including



ours. Sunday started out much the same but as the temperature rose the crowds seemed to thin out a bit. There were a number of members who helped including Eric G and Eric T, Ron, Cliff, Marlene, and Bob P who stayed most of Sunday. Becky got to see some of the booths and have something to eat, but was there most of the weekend.

We were able to sell some raffle tickets. A lot of children showed curiosity in the carvings we had at the booth, but most of the parents kept them in check from disturbing too many of the pieces. Several people revealed an interest to taking the beginner's class after the fall show this October. Becky W was able to sell her hedgehog, so there may be an opportunity to sell other artifacts next year.

There was a bouncing castle for children to play in and a booth giving free vaccines. Bob P went to see if they were giving the third, a booster shot, yet but they weren't available yet. On Sunday we were treated to an impromptu concert from the guy who plays five instruments setting up near us. He's played close to us in other years, I think.

Corn Fest, August 15th

On Saturday, August 15th, several Flickertail members gathered at their tent next to the Blacksmith Shop at Buckstop Junction. Some of those present were Mike, Cliff, Clara, and Eric G. The day was miserably hot, 100° F at noon. A welcome wind came up in the afternoon.

Because a teacher from the university started a project in the lumber building, where our carving displays are kept, and then didn't have the financing to finish it, the building is closed to visitors at the moment. Hopefully the situation will be

corrected before too long. It is rather unfortunate, but the music was good, the corn and other food was tasty, and other buildings open for visitors dating back to 1906 were available for viewing.

People came by curious about the carvings we had out and we discussed various pieces and tried to interest them in coming to the fall show and learning how to carve themselves. Donovan Eck an older member that Mike and Clara knew stopped by to chat. He was part of the class that made a Mountain Man with Bob Lawrence.

Most everyone I talked with commented on the 1934 Chevrolet 1½ ton truck with a flat bed that recently became part of the Buckstop property. It was used by the Civilian Conservation Corps (CCC) in Langdon, and then the Historical Society used it at Fort Abraham Lincoln. It was last used in 1956 after the Garrison Dam was



constructed to move archaeological material down to the Heritage Center. In the possession of the Pioneer Club, it was restored by Wayne Martineson. It still needs one part to make it fully operational. In the winter it will be stored at the POW building. Mike carved a plaque for Wayne in honor of his contribution to the Missouri Valley Historical Society.

August 8th Picnic

The weather was hot and somewhat muggy, but not as bad as yesterday. Compounding the weather, Parks and Rec had repaved the road into picnic areas 5 and 6, blocking the roads off with yellow tape. Larry and Ruth decided that the hike into area 5 from the available parking lot would be a little too rough over the ground and left. In all about 13 members, Ron and Vince coming after most people were present. In addition a father and son came to visit.

The son, Benton, is interested in learning to carve. Several people including Becky B, both Erics and Cliff visited with him and his father and explained the basics of carving and the club. They told him about the fun they have in working with wood, and that there is a fall show the second weekend in October. There he can sign up to take a beginners class starting after the show, and can show up at the Whittle-Ins and someone will help him out with the project or something a bit easier.



Newly asphalted road

Benton and his father across the table from Eric T

Earlier, at one set of tables Becky B, Eric T and Eric G and Cliff and his wife were chatting. Eric and Eric were parsing working conditions and their difficulties. Becky's daughter, Nuala, was enjoying the playground. Eric T had biked in.



At another set of tables, several people discussed the upcoming potluck. Karen and Bob P talked about the gallery in Wisconsin that they visit periodically. It has depictions of birds in various artistic mediums and it wonderful to visit. They think that Doug E would especially like it for his interest in bird images. Another topic was Bob P's carvings. He has submitted a number of his bison and wolves to the Heritage Center gift shop, and they are being bought by customers. At the table he was outlining a bison blank.

Bob P was taking registrations for the fall show. Vic Hood will be teaching a bust of a mountain man, an Indian or a soldier. Rick Skauge will be instructing a Santa face ornament and the non-carving class will be in Zentangle, a type of drawing, by Pam Vukelic. People are signing up, so everyone should get their places reserved soon.

Nuala returned from the playground looking extremely hot and Becky B decided it was time to leave. Somebody mentioned ice cream and the idea wafted through the tables, but I don't know who followed through