

The Curling Chip



November 16, 2013

Trinity Lutheran Church

Flickertail Woodcarvers monthly meeting

Deb Emerson presented a class discussion on the art of painting. Deb discussed various aspects about painting ranging from the different types of paints we can use for our woodcarvings, paintbrushes, and types of painting and shading.

President Doug Emerson called the meeting to order at 10 o'clock. There were 18 members present.

Secretary Warren Schlecht read the minutes from the October, 2013 meeting. No additions or corrections were needed. Motion to approve the minutes was

made. Motion passed.

Treasurer Ron Holtz reported there was \$4,269.12 in the checking account with all bills paid. All of the bills for the recent show have been paid in full.

Membership chairman Doug Smith reported that 68 members have paid their dues for 2014. He will be sending out the membership letter in the near future. The dues continue to be \$15 and are good for the 2014 calendar year.

Frank Koch gave a report on the upcoming Christmas party which is scheduled for Monday, December 9 at the Bismarck Elks club. Social hour will begin at 5:30 with the meal to start around 6 p.m. A signup sheet was being passed around. Those attending are asked to select their choice of 1 of 3 different meals. Anyone planning to attend the party and has not been able to signup should contact Frank as soon as possible. Cost will be less than \$20 per meal and will depend upon which meal is selected.

Frank also informed the members that the Career Academy is again reserved for the 2014 annual show in October, 2014. The only change will be that the banquet held on Saturday evening will be held at the Bismarck Elks club. More information about the annual show will be coming at a later date. The featured carver will be Chris Hammack who is well known as a cowboy caricature carver. Registration for the annual show and classes will be coming in a future newsletter.

Frank reported that Del Herbert will be teaching the class in the spring of 2014. He is a world champion carver of ducks. The class will be held on Thursday, Friday, and Saturday, May 8-10, 2014. The project will be the painting of a pre-carved Green Winged teal and will be painted as a smoothie. The cost of the class will be \$75. Del will also be giving a demonstration of airbrushing in a separate class to be held on Wednesday, May 7. Carvers can sign-up for the classes in the January, 2014, newsletter.

ARTS

NORTH DAKOTA COUNCIL ON THE ARTS

This project is supported in part by a grant from the North Dakota Council on the Arts, which receives funding from the state legislature and the National Endowment for the Arts.

Also supported by grants from Dakota West Arts Council and Montana Dakota Resources Group.

President Doug Emerson will be working on some grants for future classes and wanted some input from the members concerning possible teachers and classes to be held in the spring of 2015. Doug informed the club that Rick Brereton would be available for the spring, 2015, class. Rick is a well known relief carver from Winnipeg, Canada. It has been some time since we have had a relief carving project and Rick is considered as one of the best. It was moved and seconded to ask Rick to consider teaching our spring, 2015 class. Motion carried.

It was reported that the DWAC grant was recently approved. The award amount was around \$1,400 and is to be used for the conducting of future club activities and classes. The election of officers is coming up in January or February, 2015. Officers to be on the ballot are the President-elect, Secretary, Membership chairman, Librarian, and Newsletter Editor. A committee will be asking for candidates to be placed on the ballot. Anyone interested in any of the positions to be elected should contact Bob Pedigo, Jim Lindseth, or Warren Schlecht.

Bob Pedigo indicated that he had received the most recent issue of Breakthrough magazine which showed some of Clark Shreibeis' fish carving which recently won awards at a recent national show.

Ron Holtz showed 3 carvings he has completed for show and tell. Frank Koch also showed a carving of a Christmas ornament that he recently completed. All members are encouraged to bring a sample of their carvings for show and tell as they are a sample of the talent within the club.

No further business so the meeting was adjourned.

Warren Schlecht

Secretary

December 21, 2013

Trinity Lutheran Church

Flickertail Woodcarvers monthly meeting

Bob Pedigo led the group in a demonstration on how to sharpen carving tools.

The meeting was called to order by Bob Pedigo due to the absence of President Doug Emerson. There were 13 members present.

Secretary Warren Schlecht read the minutes from the November, 2013 meeting. Motion to approve the minutes was made. Motion passed.

Treasurer Ron Holtz reported there was \$3,938 in the checking account with all bills paid. A motion to approve the treasurer's report was made. Motion passed.

Due to time constraints needed to do an adequate job of instructing, Del Herbert will not be teaching a class on the use of the airbrush in the class in the spring of 2014. Del is a world champion carver of ducks. The class will be held on Thursday, Friday, and Saturday, May 8-10, 2014. The project will be the painting of a pre-carved Green Winged teal and will be painted as a smoothie. The cost of the class will be \$75. Carvers



NORTH DAKOTA COUNCIL ON THE ARTS

This project is supported in part by a grant from the North Dakota Council on the Arts, which receives funding from the state legislature and the National Endowment for the Arts.

Also supported by grants from Dakota West Arts Council and Montana Dakota Resources Group.

can sign-up for the classes in the January, 2014, newsletter.

The election of officers is coming up in January or February, 2015. The nominees are as follows: President Elect-Dale Hegland (sp?); Secretary-Warren Schlecht; Librarian-Ed Ryen; Newsletter Editor-Tom Turck; and Membership Chairman-Doug Smith. Anyone else interested in any of the positions to be elected should contact Bob Pedigo, Jim Lindseth, or Warren Schlecht.

Ed Ryen reported that he is developing an updated list for the library and should have the list available in the near future.

The introductory woodcarving class was just completed. The enrollment consisted of 5 individuals. (3 women and 2 men)

Jim Lindseth showed several projects that he has completed for the show and tell. He demonstrated an Old World Santa from a class he took with Bob Lawrence recently. He also showed some miniature Gremlin caricatures that he has been carving.

No further business so the meeting was adjourned.

Warren Schlecht

Secretary



This project is supported in part by a grant from the North Dakota Council on the Arts, which receives funding from the state legislature and the National Endowment for the Arts.

Also supported by grants from Dakota West Arts Council and Montana Dakota Resources Group.

Larry Brewster's Stylized Christmas Tree Class



The DNA double helix of Watson and Crick has nothing on Larry's (far right) Stylized Christmas Trees with double spirals. I heard nothing but positive comments from the people taking the class. His 30 years experience in woodcarving definitely was demonstrated by Larry's detailed class and material preparation, as well as through his teaching methods and temperament. Originally, after taking a class from Frank Koch, Larry became a woodcarver. He joined and remained with the Flickertails Club because of the opportunity to take classes, guest carvers and camaraderie with fellow club members. A career civil servant, Larry was Director of Aging for the Department of Health and Human Services. Now retired, he lives in Hot Springs, Arkansas with his wife Cletus.

Larry favorite pastime is carving human caricatures because of the ability to be more creative. He likes to exaggerate at least two things on the figure such as hands and feet, and feels the more exaggerations carved into it the more improved the final product. The hardest thing for him is to fashion his figures to show action and movement. Usually carving two to four hours a day, Larry likes to grasp and feel what he is working on rather than using a holding device. He has recently transitioned to doing rough outs with gouges rather than a knife. Larry has about 10 tools he uses most of the time and recommends using the largest cutting implement possible that will get the job done, because it will yield the smoothest cut and best results. One of his toughest challenges is keeping his tools sharp and he warns to never sand before finishing the carving because the particles will quickly dull the knife.

He prefers painting with watered down acrylics translucent enough to see the wood grain in the final creation. And Larry advises to work fast and use a large brush otherwise the paint will start drying before you're done- ending up with splotches. A tip is to always



This project is supported in part by a grant from the North Dakota Council on the Arts, which receives funding from the state legislature and the National Endowment for the Arts. Also supported by grants from Dakota West Arts Council and Montana Dakota Resources Group.

wet your brush with water before dipping it into the paint to avoid clogging the upper part of the brush with dry paint. His least favorite thing is painting waterfowl. Larry believes wood carving is a wonderful hobby, it keeps him active and through it he has become more observant. In addition he has learned sketching and anatomy. Larry has met many wonderful people and believes that because wood carving is such a solitary hobby, it is important to do some carving in groups because of the social aspects and also the sharing of information.

Quilting with Bonny Cook & Karen Pedigo



The tag team of Bonnie and Karen taught this year's quilting class at the annual Flickertail Show. The 2013 project was a very simple quilt using scrap material lengths arranged in a "jelly roll," and sewing them, end to end, with a straight stitch. Participants created striking stripped tops. These were to become such things as quilts, baby blankets, lap coverings or place mats. Next year the women plan to create elegant silk scarves. It all started 13 years ago for Bonnie and Karen. After taking a basic quilting class together, they came away excited and wanting to do more. Both like the creativity and the complexity of the different techniques including hem piecing, machine piecing, hand embroidery and putting fabric pieces together. Wall hangings and bed covers are other potential projects using quilting skills. Karen said the "sky's the limit" as far as the number of different methods.



This project is supported in part by a grant from the North Dakota Council on the Arts, which receives funding from the state legislature and the National Endowment for the Arts. Also supported by grants from Dakota West Arts Council and Montana Dakota Resources Group.

Bonnie and Karen enjoy the camaraderie of meeting new people, both locally and nationally, who have similar interests in the art of quilting. Travelling to quilt shows, seeing the different types of quilt art and learning new techniques are also part of the fun. Since beginning to quilt, they see the world and colors differently and employ more of the colors of nature in their work. And they use a color wheel for matching. As with wood carving, being disciplined and finishing the project are the most difficult aspects of the art for them. Other similarities to wood carving are the need to buy tools and supplies, and take classes to learn more. Bonnie and Karen think quilting is very enjoyable and can easily become an addiction, they feel quilting keeps you young, helps fulfill both the need to be around other people and the enjoyment of having something imaginative to do.



This project is supported in part by a grant from the North Dakota Council on the Arts, which receives funding from the state legislature and the National Endowment for the Arts. Also supported by grants from Dakota West Arts Council and Montana Dakota Resources Group.

The 2013 Quilting Class



Subject: Internet gallery for North Dakota Artists (formerly Dakota Artists Gallery)

My name is Rose Heiser. I was the director of the Mandan Art Assoc. gallery while it was in operation. Prior to that I had a small art and craft gallery in Mandan and also posted items on the Dakota Artists website. I believe one of your members (Vincent Bitz) posted and sold several items on my website. I am reactivating the Dakota Artists website to display work from North Dakota artists. I am looking for a few artists who do good quality work that may be interested in posting a few pieces. There would be no cost to post. If anything is sold we would take a 25% commission on the sale. I am currently writing up a set a guidelines for posting as to size, content, etc.. If any of your members are interested in display pieces on our website please contact me.

We are currently building the website and online store. I will gladly send you the guidelines for displaying and let you know when the site is up and running.

Please feel free to share this information with any artists who do quality work and would like to see their items on the internet.

Please contact me if you have any questions. You can also call me by phone

Thanks, Rose



NORTH DAKOTA COUNCIL ON THE ARTS

This project is supported in part by a grant from the North Dakota Council on the Arts, which receives funding from the state legislature and the National Endowment for the Arts.

Also supported by grants from Dakota West Arts Council and Montana Dakota Resources Group.

Subject: Recognizing those who "Do Good With Wood" in their communities with \$5,000 from Minwax

Hello all,

We, at Minwax, know you all "do good" in your communities and love seeing stories in the news of people giving of their time and talents to help others. For 20+ years have recognized those who work with wood and do good in their communities. The program has highlighted many schools, guilds and clubs throughout the years

Please take a look at the flyer below (and attached in PDF) and enter and share with other guilds and clubs who should enter. Every year we try to update our lists to include guilds and clubs across the country, but finding contact information is not always each. The online entry on the website is up and running.

Maybe Bruce Johnson and I will show up in your town next year to present you the award!

Thanks.

Michelle

Michelle Goldstein

Vice President, Management Supervisor

TM



NORTH DAKOTA COUNCIL ON THE ARTS

This project is supported in part by a grant from the North Dakota Council on the Arts, which receives funding from the state legislature and the National Endowment for the Arts.

Also supported by grants from Dakota West Arts Council and Montana Dakota Resources Group.

The Minwax® Company is Now Seeking Entries for the 2013 DO GOOD WITH WOOD™ AWARD

The award that builds stronger communities.

Are you, or is someone you know, a woodworker? Are you a DIYer, or a hobbyist who loves helping others? If you work with wood and share your talents, or know someone who does, we want to hear from you!

The warmth and durability of wood plays an important role in our lives, whether it's providing shelter, beautifying our homes and public spaces, or helping us express our creativity and style.

For generations of Americans, wood has been used to improve the communities in which they live: refinishing furniture for needy families, creating wooden toys or crafts to raise money for a local community or sports team, or building a wheelchair ramp for a school or library.

Now it's your turn! You may nominate yourself, an individual, or a group that has completed a wood finishing project benefiting the surrounding community. The Minwax® DO GOOD WITH WOOD™ AWARD recognizes projects both big and small, as long as they've been completed in this calendar year.

First Prize is a \$5,000 cash prize and a workshop with wood finishing expert Bruce Johnson, as well as a supply of Minwax® products valued at \$1,000.

Second Prize is a \$2,000 cash prize, along with a supply of Minwax® products valued at \$600.

Enter today: deadline for submissions is December 31, 2013.

For more information, or to submit your entry online, visit minwax.com. Award recipients will be announced in Spring, 2014.

**ENTER TO WIN! ENTER TO WIN! ENTER TO WIN!
ENTER TO WIN!**

It's easy to enter. Fill out this entry form legibly and mail it, along with (i) a written summary of the woodworking project describing in no more than 800 words how you or your organization helped your community through wood finishing and (ii) 1-3 photos of your woodworking project (each no larger than 8" x 10") to: Min-wax® Do Good With Wood™ Award c/o Brushfire, Inc. 2 Wing Drive, Cedar Knolls, NJ 07927

By entering, I acknowledge that I have read, understand, and agree to the Official Rules as found at <http://www.minwax.com/about-us/do-good-with-wood-award/>.

(Complete to the extent information is available. For individuals, please do not include this information without first obtaining permission.)



NORTH DAKOTA COUNCIL ON THE ARTS

This project is supported in part by a grant from the North Dakota Council on the Arts, which receives funding from the state legislature and the National Endowment for the Arts.

Also supported by grants from Dakota West Arts Council and Montana Dakota Resources Group.

ENTRANT NOMINEE

Name _____
Organization _____
(if applicable)
Address _____
City _____
State _____ Zip _____
Phone _____
E-mail _____
Name _____
Organization _____
(if applicable)
Address _____
City _____
State _____ Zip _____
Phone _____
E-mail _____

If other than entrant

☐ Yes, I would like to receive periodic information from the Min-wax® brand.
All entries must be postmarked by December 31, 2013 and received by January 14, 2014.



NORTH DAKOTA COUNCIL ON THE ARTS

This project is supported in part by a grant from the North Dakota Council on the Arts, which receives funding from the state legislature and the National Endowment for the Arts.
Also supported by grants from Dakota West Arts Council and Montana Dakota Resources Group.

Green Wing Teal Paining Class with Del Herbert

Del Herbert will be in Bismarck to teach a class on painting a full sized Green Wing Teal Hen on May 8-10, 2014. The duck will be pre-carved, may need some touchup in the head area. The painting will all be done with brushes. The painting will be on a smoothie (no carved detail). A list of suggested brushes and acrylic colors will be supplied later. The class will be at Trinity Lutheran Church. Class times will be from 8:30 am to approx. 4:30 pm each day. Cost of the class will be \$75 which will include the cost of the pre-carved duck blank (DWAC grant and North Dakota council on the Arts grant has allowed the club to discount the cost of the class).

Del has studied with many top wildlife sculptors and painters. He has competed in shows all across the US and Canada and has won over 150 "Best of Show" awards. Del has published articles in several national magazines (including Wildfowl Carving) and his first book "Championship Service Class Shorebirds" was published by Stackpole Publishing in 1998. The book has been republished along with a two part DVD on carving and painting an American Avocet. Del is in constant demand to judge shows and teach seminars all across the country and Canada. Some of his biggest rewards have come from encouraging new carvers and having his students win awards.

Send the \$75 to Doug Emerson,
check payable to: Flickertail Woodcarvers.

Make the

Registration for Green Wing Teal Paintings, May 8-10, 2014
Trinity Lutheran Church, Bismarck, ND

Name _____
Address _____
City, State, Zip _____
Phone _____
Email _____



NORTH DAKOTA COUNCIL ON THE ARTS

This project is supported in part by a grant from the North Dakota Council on the Arts, which receives funding from the state legislature and the National Endowment for the Arts.

Also supported by grants from Dakota West Arts Council and Montana Dakota Resources Group.

**FLICKERTAIL WOODCARVERS
PO BOX 7473
BISMARCK ND 585007-7473**



NORTH DAKOTA COUNCIL ON THE ARTS

**This project is supported in part by a grant from the North Dakota Council on the Arts, which receives funding from the state legislature and the National Endowment for the Arts.
Also supported by grants from Dakota West Arts Council and Montana Dakota Resources Group.**

The Curling Chip



March 4 and March 15, 2014

Meetings Trinity Lutheran Church

Tom Turck taught the wood carving project for both the whittle-in and the monthly meeting. The activity consisted of carving a key holder in the form of a Muskie game fish and antique spear fishing lures to make into key chains (see more below). Nine

people attended the whittle-in and monthly meeting.

President Doug Emerson opened the meeting and Secretary Warren Schlecht read the minutes from the February, 2014 meeting. Motion to approve the minutes was made. Motion passed. Treasurer Ron Holtz reported \$4,738 in the checking account with all bills paid. The only significant bill coming up will be paying the instructor for the May, 2014 class. Doug reported Jim Lindseth completed the audit on the 2013 Treasurer's books and found no deficiencies. A motion to approve the Treasurer's report was made, seconded and passed.

Doug informed the group that Ron Holtz asked to resign from his duties, after 17 years, as club Treasurer and working the raffle at the Annual Show. The President asked those in attendance for volunteers for the two positions, but no one stepped forward. If anyone is interested in the Treasurer's position or helping with the annual raffle, please contact Doug Emerson or Ron Holtz.

Newsletter Editor Tom Turck requested articles for the club newsletter. Any publishable articles or pictures should be sent to him so he can include them in an upcoming newsletter. Also if you have an idea but want some assistance in preparing an article, Tom will help you.

An instructor, John Cottenham, was found to teach the carving class on May 2, 3, and 4. The project is a Mallard drake decoy and flat female duck profile. Presently the class is full, but if anyone is interested call Doug and you will be placed on a waiting list. The class meets at Trinity Lutheran Church starting Friday morning at 08:00 AM.


Doug Emerson said the Memory Hearts carvings given to the Cancer Center in Bismarck have been a hit and more are needed. The simple-to-carve hearts are given to cancer patients who really appreciate them. For the April 1 whittle-in project, we will carve more Memory Hearts to help replenish the Cancer Center inventory. Contact Doug if you already carved some hearts to be donated, and we can get them to the Bismarck Cancer Center.

There were no items for show and tell and no further business, so the meeting was adjourned.

Secretary *Warren Schlecht*

Musky Key Chain Project

As noted earlier, the March project was a Muskie key chain holder and carving antique spear fishing lures to be made into key chains. Three complete kits, (1 musky, 2 fish and hardware with instructions) are still available for \$10 each.





March Flickertail Meeting



Muskie by Vince Bitz

April 1 and April 19, 2014
Meetings Trinity Lutheran Church

Doug Emerson taught the wood carving project for both the whittle-in and the monthly meeting. Because of Easter Sunday, the April 19 Flickertails meeting had a low turnout and meeting notes were not taken.



Some Design Ideas

***Carver Replicates Painting* (submitted by Jim Lindseth)**

Zheng Chunhui, a famous Chinese wood carver, worked four years to create this incredible 40 ft masterpiece out of a tree. The carving is based on the legendary Chinese painting *Along the River During the Qingming Festival*. The original artwork was created over 1,000 years ago. This highly detailed carving shows daily life in ancient China. *Reference:*

<http://www.viralnova.com/tree-trunk-carving/>



Detail of Carving



Decoy Carving Project

From May 2 through May 4, the Flickertails had a duck decoy carving class taught by John Cottingham of Gladwin, Michigan. He worked for the US Public Health Service in the National Disaster Medical System as a professional paramedic until retiring in 2011. One of his last missions was helping victims of Hurricane Katrina.

John is an avid hunter and visits several states at various times of the year including McClusky, ND for a few weeks most falls. He also enjoys training his hunting dogs for competitions and spending time with his family and young great grandchildren.

Although he carved his first decoys in 1964, John did not begin to get serious about carving decoys until about 20 years ago. He now carves decoys for shows and commercially and is a Master Carver.

John taught us that there are basically two kinds of ducks and nature's functional design is based on the how they feed. Puddle ducks are limited by the lengths of their neck in reaching sub-surface food. Their tails are high on the body and their feet are more forward. Diving ducks can feed deep below the surface. Their tails are much lower and the diving duck's feet are further back on the body.

Our project was a mallard drake duck. We carved the body out of cork and the head out of basswood. In addition a flat female mallard duck profile was carved out of pine. John's tip was to close your eyes and feel with your fingers for high and low stops. You will be able to detect things that you cannot see with the naked eye. We painted the decoy with wildlife acrylics from Hofcraft Crafts - Catalog found online. If you want to know the specific colors, I have the list provided by Frank Koch.

Initially John liked carving and found painting difficult. However by studying live birds, photographs and waterfowl anatomy, he eventually became proficient at painting and now thoroughly enjoys it. Two of his most difficult things are first starting a project and then knowing when to stop. For a long time, John had difficulty accepting that he was an artist. His wish, in giving these carving classes, is that 1 or 2 people from the class will take up carving decoys.



John Cottingham Preparing a Cork Blank for Carving



Frank Koch's Mallard Drake



Female Mallard Duck



Head /Body Blanks (4 available \$30 each)



Painting Lesson



Carving Lesson

Thanks to Dale Heglund for supplying some of the photographs.

I have been taking some art drawing classes over at the local college and have learned some drawing techniques with applications to wood carving. The following commentary is a compilation of articles on drawing facial features that I read for the classes.

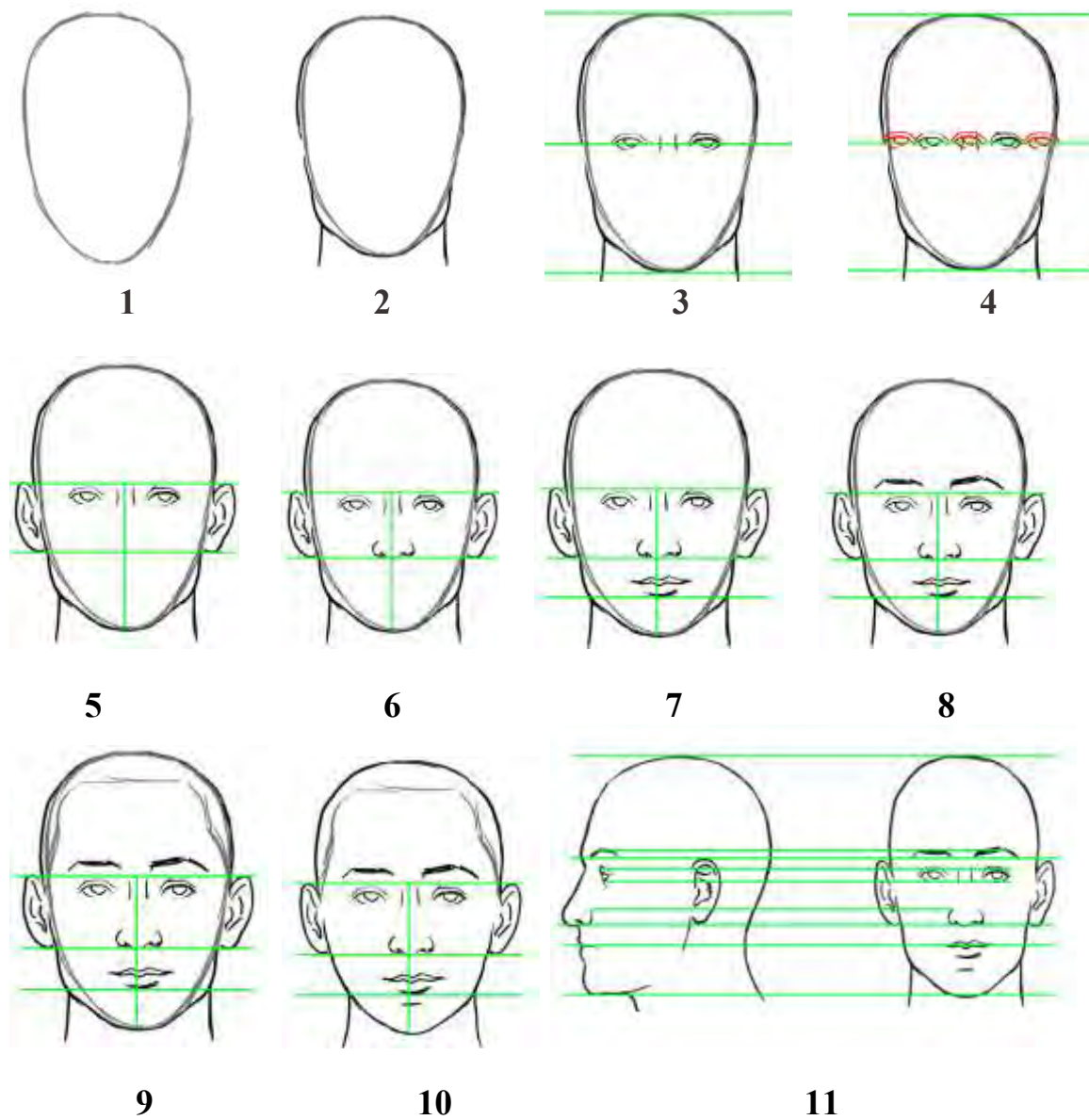
Head and Facial Proportions

Many people make mistakes when carving faces because they don't fully understand facial proportions. A simple formula exists to make sure your getting all the features in the right place. This procedure focuses on proportion, one of the important aspects when carving a head and face.

First draw a circle representing the cranium. Then bring a straight line down from the top of the circle to about double the length of the original circle. Next, you bring lines from the bottom of that line to the edges of the circle creating the shape of the face.



An alternative method and to add facial features follow the 11 steps listed below.



1. Know your proportions: Heads are not perfect circles, and they are not perfect ovals either. You can think of them as kind of egg-shaped, with the tapered end toward the bottom. Of course this varies depending on the angle you are carving the head.

2. Refine the jaw line: If you are drawing woman, this egg shape might do well to describe her jaw line, but men have a slightly more angular jaw, and flatter chin.

3. Eye placement: Eyes are just about halfway between the bottom of the jaw and the top of the head.

4. Head radius: A good rule of thumb is that the head is about 5 eyes wide and the gap between the eyes, where the bridge of the nose is located, is about the same width as the face on either side of the eyes.

6. Ear placement: The tops of the ears are just above the eyes and the bottoms halfway from the eyes to the bottom of the jaw.

7. Nose: In the example sides the nose extends a little past the inside corners of his eyes, but noses vary quite a bit in width.

8. Mouth: The bottom lip of the mouth is halfway between the earlobes and jaw line. And the width extends to about the the iris in the eyes.

9. Eyebrow placement: The eyebrow is generally wider than the eye below it. Eyebrows tend to be thickest toward the bridge of the nose and taper toward the sides of the face, where they often also sweep downward. They vary greatly from person to person.

10. Hair placement: The hairline is typically about 1/4 to 1/3 of the way from the top of the head to the eyebrows.

11. Side profile: Extend proportion to side profile to remain consistent.

These proportions work just as easily for a woman. Adjust the jaw line to be a little more rounded, make the ears a bit smaller and the neck a little narrower and you have a pretty convincing female face.



**FLICKERTAIL
WOODCARVERS
PO BOX 7473
BISMARCK ND 585007-7473**

This project is supported in part by a grant from the North Dakota Council on the Arts, which receives funding from the state legislature and the National Endowment for the Arts.

Also supported by grants from Dakota West Arts Council and Montana Dakota Resources Group.

The Curling Chip

May - June



FLICKERTAIL WOODCARVERS
PO BOX 7473
BISMARCK ND 585007-7473

May 17, 2014

Trinity Lutheran Church
Flickertail Woodcarvers
monthly meeting

Since there was no scheduled project for the morning whittle-in, each participant concentrated on a carving of their own choice. President Doug Emerson opened the meeting with 13 members in attendance. Secretary Warren Schlecht read the minutes from the March, 2014 meeting. Motion to approve the minutes was made and passed. Treasurer Ron Holtz reported there was \$2,285 in the checking account with all bills paid. Motion to approve the treasurer's report was made and seconded. Motion approved.

Doug reminded the club that the summer whittle-ins will be held on June 3rd, July 1st, and August 5th or the first Tuesday evening of each month at Shelter #4 in Sertoma Park (The June 3rd Sertoma Park whittle-in had eight carvers in attendance). He also informed the group that Trinity Lutheran Church is trying out serving a meal on the third Saturday of the month during the summer. If successful, they may wish to continue providing a meal the same time for the rest of the year. These meals would take place on the same days as our monthly Saturday meetings.

After some discussion as to how it would affect our monthly meetings, it was moved and seconded that the Club President be given the discretion to

adjust the meeting schedules as he sees fit. Depending upon the availability, meetings may be changed to a different date. Motion passed. We will have to wait and see what the church plans to do, and should know by our next scheduled monthly meeting on the third Saturday in September, 2014.

Quite a few members and non-members have expressed an interest in taking the class with the featured carver/painter at this year's annual show sponsored by the Flickertail Woodcarving Club. The group clarified the eligibility and sequence on who could take a class.

Current club policy is that club members have priority over non-members; however, individuals could sign up for membership at the same time they signed up for the class. It was moved and seconded that eligibility for class enrollment would first go to members who paid their annual dues prior to February 1st. Club members have two weeks after the official announcement of a carving class to signup to receive membership priority. Afterward the class will be filled with non-members for any open positions. Enrollment priority is based on firstly, paid up dues and secondly, the order in which the Program Administrator (currently Frank Koch) receives a check or cash. Motion passed.

NOTE: The registration for the spring carving class is announced in the January newsletter and the registration for the fall show and classes is found in the July newsletter.

In addition, members discussed the refund procedure for enrolled individuals who wanted to cancel out of a class. It was moved and seconded that in order to receive a full refund, the enrollee must cancel 60 days prior to the class (rather than 30 days which is the currently policy). The individual should try to find a replacement if possible. Motion passed.

Doug said the club was approved for another \$1,800 grant from the ND Council of Arts and we will also receive another grant worth around \$1,400 from DEWAC (\$3,200 total). The club uses grants to defray some

costs for classes we hold in the spring and fall of each year. Thank you to President Doug Emerson for doing all the grant writing and other work to obtain these monies for the club.

BAGA will be sponsoring the Capital Affairs craft show on the ND Capital grounds again this year. Dates are Saturday and Sunday, August 2nd & 3rd. Several members volunteered to help at the booth during the show. Bob Pedigo volunteered to coordinate the event. Anyone interested in helping out can contact Bob or Doug Emerson.

There were no items for show and tell and no further business so the meeting was adjourned.

Secretary *Warren Schlecht*

Reading Day - Carving Demonstrations

Again this year, the Flickertail Woodcarvers had a display table in the Bismarck Library Reading Day at the North Dakota Capital on May 30th. This was the opening day of the Library's summer reading program. Thanks to Vince Bitz, Doug Emerson, Frank



Koch, Diane Lehman Turck, and Bob Pedigo for demonstrating wood carving and displaying their work.

The group also answered questions and carved several whistles. Most of the children were more interested in buying the carvings on the table than making their own. Adults also showed interest and twice parents expressed

a real interest in having their children learn how to carve. Both were home schoolers. We directed them to this month's Wood Carving Illustrated magazine which has an article on children that carve which includes their e-mail addresses. Hopefully they will follow up and start carving. This year had one of the largest attendances.

Thanks to Doug Emerson and Diane Lehman Turck for the above Article

Bob Lavender's Downy Woodpecker Class

On June 4th, I headed north on Highway 83 with my camper to attend Bob Lavender's three day Downy Woodpecker carving class in Yorkton, Saskatchewan. I crossed over a bridge north of Washburn and my windshield was assaulted by a paintball like mass of squashed insects that were hatching from the creek below.

At the US/Canadian border, I learned that in addition to the War on Terror and War on Drugs there is a War on Wood. They were confiscating any timber with bark on it, for fear of insect infested wood crossing the border and spreading these pests that kill trees. Among other things, the border guard asked if I had any switchblades or butterfly knives in addition to my




carving tools. I traveled through landscape much of which looked like it had been pressed out with a rolling pin. Canada however was on the whole more wooded and hilly than central North Dakota.

Nine women and three men attended the class which took place in a comfortable and well lighted room. Our project was two downy woodpeckers. The female poking her head out of a nest hole in a fence post and the male perched outside.

Lavender taught a fun and stress free class. He provided step-by-step

instruction and lots of individual attention. With his large hands, Bob proved to be virtuosos with a carving knife and paint brush. The atmosphere was relaxed with jokes and laughter. The women provided a large spread of goodies including Pönnukökur, an Icelandic pancake.



Bob is a Master Carver who carves birds for competition. His favorite is a raptor the (American) kestrel or sometimes colloquially known as the sparrow hawk. Lavender also sometimes carves fish, but largely stays away from carving mammals because he feels he does not know enough about their anatomy or habitat. Bob likes to work on several projects at once. This

gives him time to contemplate each work resulting in better final products with fewer mistakes.

In order to improve, Bob believes you must visit shows to see what other carvers are doing and compete. He participates in the open or advanced class. A carving can be entered in multiple shows, but it is only good for one year after completion. Lavender is seldom totally happy with a completed piece.

Getting ready for shows he also sometimes finds demanding. To compete at the world table you must, in advance, win two Master's Best in Show from two different years. In competition, habitat is also very important. Bob says there are no mistakes with any of the carvings that are entered on the world table and it's frequently the judges' preferences that decide the winner. We completed our projects and I headed for home. The US border patrol almost confiscated my carving project, but decided it was weathered wood and not bark covered.



This project is supported in part by a grant from the North Dakota Council on the Arts, which receives funding from the state legislature and the National Endowment for the Arts. Also supported by grants from Dakota West Arts Council and Montana Dakota Resources Group.

45th Annual Flickertail Woodcarving Show

October 11 & 12, 2014

Career Academy, Bismarck State College

Bismarck, ND

Name _____ Spouse _____
 Street _____ City _____
 State _____ Zip _____
 Phone _____ Email _____

Please complete the following by writing the amount for the events you plan to participate in. Note that the class size is limited to 12 and the workshops are filled in order of reception date and show participants are given priority over nonparticipants. Material fees are to be paid to the instructor. ***NOTE: You may email me or call me with your intent to take the class, when you receive the newsletter, and then have seven days to remit the class fee and show registration. Current club members have priority over new or nonmembers.***

See Woodcarving Class Descriptions

Chris Hammack, Thurs-Sun. (Caricature) Oc. 9 -12	\$100.00	
Larry Longtine , (Antique Shorebird), Sat. & Sun. Mornings	\$ 15.00	
(Noncarving projects)		
Gynnel Torgeson, Dyed Silk Scarve	\$ 10.00	
Carvers Registration fee- Sat. & Sun Brunch, Banquet & table	\$40.00	
Banquet Only, Saturday evening buffet(Elks Club, 5:30 pm)	\$ 16.00	
Non Carvers Registration fee- Sat. & Sun. Brunch, Sat. Banquet	\$40.00	
Display table only (NO meals)	\$15.00	
Extra table (if available)	\$ 5.00	
	Total	

Electricity will be available at center of exhibit area, please bring an extension cord if you need electricity.

PLEASE BRING A DROP CLOTH TO CARVE OVER

This carving show will allow you to sell your carvings at the show if you wish to. If you sell an item, another item should replace it. Pricing of carvings should be done by using a small tag.

There will be a **carving exchange** Saturday evening at the banquet.

Return the completed registration form with a check by **Sept. 23, 2014** to:

Frank Koch,

The Flickertail Woodcarving Club invites all woodcarvers to participate in a fun filled weekend consisting of learning, sharing, and camaraderie. We have put together a program consisting of workshops for the carvers and non-carvers, woodcarving demonstrations, and exhibition of carvings by the show participants.

AGENDA:

Friday: **NOTE: NO SETUP on Friday**

Saturday: **Setup:** 7:30 - 11:00 am

Workshops: 8:00 - 11:15 am

Brunch: 11:30 am-12:10 (cost included in registration fee)

 Brunch will at the Bismarck State College Student Union just west of the Career Academy

Exhibits: open to the public, 12:15 - 4:30 pm

Social Hour: 5:30 - 6:00 pm (Bismarck Elks Club)

 Dinner: 6:00 pm (Bismarck Elks Club, 900 South Washington Street)

 Program by Chris Hammack

 Exchange of carvings

Sunday: **Workshops:** 8:00 - 11:15 am

Brunch: 11:30 – 12:10 (cost included in registration fee)

 BSC Student Union

Exhibits: open to the public; 12:15 - 4:30 pm

Drawing for prizes: 3:30 pm

Early departures are discouraged unless prearranged. A block of rooms has been set aside at the **Comfort Inn, 1030 E. Interstate Ave (mention Flickertail group)** for the carvers at a special rate of \$74.00 single and \$84 double, both have a Queen bed, Breakfast included and a free drink in the bar each day. Phone Number: 701-223-1911 You must book these rooms **by Sept. 11**. For additional information contact Frank Koch

Annual Woodcarving Show at Bismarck Career Academy, Bismarck

The 45th Annual Flickertail Woodcarving show will be held at the Career Academy located on the east side of the Bismarck State College Campus. The Academy will provide tables and chairs, but **NO TABLE COVER. NOTE: NO SET UP Friday. SET UP Saturday morning starting at 7:30 am.** Please bring a drop cloth to help retain the chips a cloth drop cloth (like an old bed sheet) does a better job than a plastic drop cloth.

Flickertail Woodcarvers Cancellation policy:

If you withdraw before September 9, you will get 100% of your fees refunded.

If you withdraw after September 9 and before September 24, you will get 50% of your

fees refunded.

If you withdraw after September 24, there will be NO refund.

Chris Hammack - Caricature Class Information: **Cost of the class is \$100 .**The class will meet at the Trinity Lutheran Church basement (8:30am for Thursday and Friday (Oct. 9 & 10) with Sat. and Sun. (Oct. 11 & 12)portion (8:00 am- 11:20am) meeting at the Career Academy.

The featured woodcarver is **Chris Hammack**, Stephenville, TX. Chris is recognized as one of the world's leading caricature carvers. His caricature class will take place on Oct. 9 – 12, 2014. Chris will have a number of rough-outs available or you can work on a blank that you brought to the class. Registration forms for the class and the annual show will be in the July newsletter.

[Chris Hammack](#) loves to whittle and make people laugh. Chris' carving career began 25 years ago after a thirty-foot fall landed him in the hospital. During five month convalescence, he picked up a piece of firewood and a pocket knife and began carving caricatures, of which he had sketched as a young boy growing up in Texas. Within two years, Chris began competing in carving competitions returning home with First Place Awards. The years following would bring national seminars, art pieces presented to U.S Senators, mayors and actors. Equally, Hammack's artwork has been featured on Leanin' Tree cards for over twenty years. Chris then started a successful business in Colorado and his art work went around the globe. "I was told one couldn't make a living whittling. I'm proud to have proved you can", Chris says with a smile. Today, Chris is back to his roots in Texas where he continues to create new characters/scenes and taking them straight to a fresh block of wood. Through his artwork Chris shares his intuitive knowledge of the cowboy lifestyle and the humor therein. "A good piece of basswood, a freshly sharpened knife and a funny story; all great material.



Larry Longtine – *Antique Stylized Long Billed Curlew* Class Information,

Oct. 11 & 12, 2014 Sat. & Sun. Morning only, 8 – 11:15 am, Career Academy

Larry Longtine lives in Moorhead, MN. Larry and Ruth operate “In the chips”, a woodcarving/wood-turner store in east Moorhead, MN. Larry’s project will be a antique stylized shorebird (curlew) with a rusty nail for a beak. Approx 12” long & 6” tall. Carved from a basswood cutout using a rusty nail for the bill & leg, metal nail for eyes. A variety of bases will be offered.

The decoy will be painted with acrylic paint in a rustic fashion. Paint and brush will be furnished.

NO power carving - bring a variety of gouges, carving glove and a carving knife.

\$25.00 blank & supplies (includes cutout, nails, and base)



Non Carving Projects: SCARF TO DYE FOR

Saturday & Sunday. Oct. 11 & 12, 8:00 – 11:20 am (Bismarck Career Academy)

Dyed Silk Scarf

Instructor: Gynnel Torgeson

2014 SCARF TO DYE FOR PROJECT

As agreed upon by the Non-Carvers group in 2013, Gynnel Torgeson will do the SCARF to DYE FOR project!! Please let me know the number of scarves you wish to make as soon as possible so that I can order adequate scarves and supplies, my phone number is or by email at

You may want to bring an old shirt or apron to protect your clothing depending how wild you get. Also bring a spray water bottle, rubber gloves and a hair dryer.

Depending upon the number of participants and the number of tables needed this project may require both half days so we will have time to share our scarves as well as other projects you want to share.

The cost for supplies will be approximately \$10.00 to \$12.00 (includes silk scarf).

We'll have fun!!!

Note: non-club members may attend this class.

Supply List

Bring Show and Tell on Sunday class to share ideas.

The Curling Chip

July – August, 2014



FLICKERTAIL WOODCARVERS
PO BOX 7473
BISMARCK ND 585007-7473

This summer, Flickertail woodcarvers participated in whittle-ins at Sertoma Park and had members staffing displays at BAGA Capital A'Fair and the Old Settler's Day Corn Feed at Buckstop Junction. They were also invited to the monthly supper meeting at the Linton Senior Citizen Center to demonstrate carving and discuss the Flickertail club. Finally, Bob Petigo taught "Becoming an Outdoor Woman Carving Classes" at a

North Dakota Game and Fish Department event.

Because of scheduling conflicts with the Trinity Lutheran Church, President Doug Emerson has changed the dates for the whittle-ins and monthly meetings. Earlier in the year, Doug mentioned the discrepancies with the dates and the changes were anticipated. The new schedule can be found below on page 8. A special thanks to Dale Heglund for many of the photographs featured in this issue.

July Whittle-In at Sertoma Park



BAGA Capital A'Fair



On August 2nd and 3rd, The Flickertails Woodcarving Club was one of several local organizations demonstrating their creations during the annual BAGA Capital A'Fair. This is one of the area's largest summer fairs, with arts and craft booths circling the capitol grounds, and various foods usually associated with fairs and festivals available on the

upper west parking lot. We were located in the shade near the cottonwood trees by the state library, between a group that spins their own wool to make their scarves, sweaters etc, and another that fashions pine needle baskets of different shapes and sizes.

Saturday was crowded with people filling the road from the time the fair opened, and while there were fewer people on Sunday, it was well attended too. Wood shaped into cowboy caricatures, carousel animals, crosses, chip carvings, book worms, boots, birds and hearts drew visitors into our table area. Most people just wanted to admire the carvings and see what we were doing (children wanted to poke the musky's teeth to check how sharp they were), but a number of adults and teenagers expressed interest in learning to carve themselves.

Works in progress, wood blanks showing the first stages of a project, and beginner projects such as letter openers were used to explain what we do. Magazines and books were sometimes referenced. We discussed details about the club, such as how often we meet, what kinds of projects we do at meetings, how and where classes are held, along with information on the fall show in October and the beginner classes usually taught shortly afterwards. Brochures about the Flickertails were available on Saturday until they ran out. Several of Saturday's workers had raffle tickets for sale as well.

Bob Petigo was in charge of the weekend's presentation and did a great job. He provided our tent and on Friday before the fair put it over the tables and stuck up our club signs and was there as well after the fair to strike the tent. He arranged the schedule of volunteers for both days. Nine volunteers helped with shifts of 2-4 hours during the two days. The weather was pleasant, the crowds were attentive and interested, and everyone seemed to enjoy themselves.



Diane Lehman Turck

Our club received a letter of thanks from Bismarck Art & Galleries for our demonstrations of woodcarving over the weekend of August 2nd and 3rd, 2014 and hoped we would participate next year as well.

Thanks go out to all our members who were able to demonstrate this year: Alvin Braunagel, Perry Cook, Doug Emerson, Dale Heglund, Eileen Heihn, Diane Lehman Turck, Tom Turck, Warren Schlecht, and Bob Pedigo.

Bob Petigo

Becoming an Outdoor Woman Carving Classes

During the weekend of August 8, 9, and 10 this year, I taught carving classes for the North Dakota Game and Fish Department to twenty-three women who learned to carve diamond willow walking sticks. This is my fourth year teaching during this event and I can say that this is the most enjoyable class I have taught. All the projects turn out right because with a diamond willow stick there is no wrong.

This year was the twentieth anniversary of Becoming an Outdoor Woman (BOW) weekend and was attended by over one hundred women who took various classes

learning outdoor skills like archery, shooting, Dutch oven camp cooking, backpacking, birding, map and compass, predator calling and my classes, carving walking sticks. Over Friday afternoon through Sunday morning each person had a choice of four, 3-1/2 hour classes they could choose and there were lots to select from.

Each person who took my class was provided a diamond willow stick, a knife and a small gouge as part of their fees for the weekend. They were taught the proper way to hold and use a carving knife and a gouge, and then they carved out the diamonds on the sticks, sanded and finished them, and put a BOW medallion on them along with a leather wrist strap.

All the ladies finished their sticks and were very happy to have a stick they could use for hiking. One woman who took my class three years ago told me this year that she used her stick to hike across the Grand Canyon and got many nice comments about her stick while on the trail.

Here are some pictures taken during my class.





Bob Pedigo

Flickertail Woodcarvers invited to Linton Senior Citizen Center



Doug Emerson

Chris Hanson, Doug Emerson and Bob Pedigo were invited to attend the monthly supper and meeting of the Linton Senior Citizen on July 31. Before and after the Supper/meeting, Bob, Doug, and Chris demonstrated wood carving and displayed several of their carvings. The three wood carvers especially enjoyed the home cooked meal. About 50 senior citizens were in attendance.



Frank Koch

Old Settlers Day and Corn Feed

On August 17, 2014 our club demonstrated woodcarving at the annual corn feed at Buckstop Junction. The weather was great this weekend, not too hot and not too windy. Many folks stopped by to see what we were up to and to learn more about our group. At least one person said they would attend our show to register for beginning woodcarving classes after talking with us during our demonstration.

Thank you to our members who spent time demonstrating: Vince Bitz, Ron Holtz, Dale Heglund, and Bob Pedigo.



Bob Pedigo

Flickertail Woodcarvers Schedule for 2014-2015

Because of conflict with Trinity Lutheran Church's schedule on the third Saturday of each month, meeting days have been interchanged from the first Tuesday and third Saturday of each month to the first Saturday (9:00 AM - 11:00 AM) and third Tuesday (7:00 PM - 9:00 PM) of each month. The 2014 - 2015 schedule for the meetings and whittle-ins is as follows:

		Name	Project
Sept. 6	Saturday		Bring a project
Sept. 16	Tuesday	Frank/Doug	Chain Carving
Oct. 4	Saturday	Frank Koch	Chip carving, wood sale
Oct. 9-12		Chris Hammack	Caricature Class
Oct. 11-12	Sat.-Sun	Flickertail Club Woodcarving show	Bismarck Career Academy
Oct. 21	Tuesday	Bob Pedigo	Sitting Bear Cubs
Nov. 1	Saturday	Vince Bitz	
Nov. 18	Tuesday	Warren Schlecht	Caricature Dog
Dec. 6	Saturday	Ron Holtz	Christmas Project
Dec. 8	Monday	Christmas Party	Bismarck Elks Lodge
Dec. 16	Tuesday	Tom Turck	Christmas Project
Jan. 10	Saturday	Doug Emerson	Bear
Jan. 20	Tuesday	Troy Frieze	TBA
Feb. 7	Saturday	Frank Koch	Love Spoon
Feb. 17	Tuesday	Doug Smith	TBA
March 7	Saturday	Jim Lindseth	TBA
March 17	Tuesday		
April 11	Saturday		
April 10- 12		Fargo Carving show	Doublewood Inn Desiree Hajny-guest carver
April 21	Tuesday		
May 2	Saturday		
May 1-3		Rick Brereton	Relief Carving Class
May 19	Tuesday	Al Braunagel	TBA

Frank Koch

The Curling Chip

September - October, 2014



FLICKERTAIL WOODCARVERS
PO BOX 7473
BISMARCK ND 585007-7473

Fall participation by Flickertail woodcarvers included Apple Fest at Buckstop Junction in September, whittle-ins at Trinity Lutheran Church, Waterfowl Display at Veterans Memorial Library and the Annual Flickertails Woodcarving Show at Bismarck State College. Chris Hammeck and Larry Longtine were featured carvers at the show. Again thanks to Dale Heglund for many of the photographs featured in this issue.

Christmas Party Schedule

Woodcarvers; our Christmas dinner will be at the Elks Club on Monday, Dec. 8 with the social time from 5:30 to 6 pm and dinner at approximately 6 pm. We are preordering the meals, so we don't have to wait so long for our meals. There will be the following selections: 8 oz Prime Rib, \$25.10; 6 oz Sirloin, \$20.70; Stuffed pork chop, \$17.57; and Chicken Kief, \$17.57. All prices include the tip and taxes. The meals will include a baked potato, salad, vegetable, garlic bread, etc. Frank need to let the Elks know the number for each meal by Dec. 5 and have the money to Frank by Dec. 6 at the latest. Remember if you order a meal the club will be stuck if you don't pay.

Make checks for the meal payable to "Flickertail Woodcarvers". For the prime rib and the Sirloin you need to include the doneness level.

We will have a gift exchange again this year if you want to participate. Guys will exchange with guys and Gals to gals. Merry Christmas!

President Doug Emerson

Meeting Minutes for September 6, 2014 (10:00 AM)
Trinity Lutheran Church

There was no scheduled project for the morning whittle-in, so each carver concentrated on a carving of their own choice.

Acting President Warren Schlecht opened the meeting with 9 members in attendance.

This was the first meeting of the 2014-2015 season so new Secretary Jim Lindseth reported no minutes.

Treasurer Warren Schlecht reported a balance of \$7,473 in the checking account with all bills paid. Members in attendance approved the report.

The Bismarck Cancer Center's Applefest at Buckshot Junction will be held next week Sept. 20 and 21. Those wishing to display their carvings should contact Frank Koch.

Joe Jewitt again will be at our show October 11 to 13, and would like to have as many pre-orders so he does not have to haul back a bunch of wood. If you have a need for a particular size that Joe can pre-cut, please give him a call. As always he will be bringing extra wood to sell if you don't have a specific request.

Frank reported that Chris Hammeck's class (caricature) is filled and Larry Longtine's class (antique shore bird) still has openings. Chris's class will be held at Trinity Church on Thursday and Friday, and both classes will be held at the Career Center on Saturday and Sunday morning.

Ron Holtz still has Raffle Tickets available to sell, so contact him if you do not have yours.

The Art Tokash family donated wood and a decision will be made on how to dispose of it at the Sept. 16th whittle-in.

Frank Koch reported there is a possibility Desera Hennie will be the visiting artist for our October 2015 show. She will be at the Fargo show in April 2015.

Bob Pedigo received a "Thank You" letter for the member's participation in the Capital Affair in August. He also received a letter from the Linton Senior Center thanking him and Doug Emerson for their time spent teaching the seniors about carving. Both letters are in the clubs minute book held by the Secretary.

There were no items for show and tell and no further business so the president adjourned the meeting. Time 10:25 AM.

Secretary Jim Lindseth

Meeting Minutes for October 4, 2014 (9:50 AM)
Trinity Lutheran Church

Frank Koch sponsored the project for this morning's whittle-in. It was a chipped carved angel on a small block of wood.

President Doug Emerson opened the meeting with 13 members in attendance.

Secretary Jim Lindseth gave the minutes report based on notes for the September 6, 2014.

Motion was made to approve the report on the minutes. Motion passed. Jim promised to type up the minutes and put a copy in the minutes book for future review by members.

Treasurer Warren Schlecht was absent from the meeting but President Emerson reported the balance of \$9,498 in the checking account. No expenses to date are yet deducted from the balance. There was no motion made to approve the report.

It was a short meeting with most of the discussion by Frank Koch reporting on the upcoming show. Frank was offered the use of a meeting room at no cost on Friday evening by the Comfort Inn, so the club could hold its annual Friday evening social starting at 6:00 PM. Frank reviewed his list of food and members agreed to provide the fare for the social. Members not on his list signed up to provide additional food.

Frank reported we may be able to set up our display tables at Career Academy from 4:30 to 6:00 Pm. He will have conformation next week.

The shows Saturday night banquet will be held on Saturday evening October 11, 2014 at 6:00 PM at the Bis-Man Elks Lodge. It was noted that the clubs Christmas Dinner will also be at the Elks Lodge on December 8th.

Frank said Chris Hammeck's class (caricature) and Larry Longtine's class (shore bird) are both filled.

Doug Emerson had the wood donated by the Art Tokash family in his pick-up and wanted members to look and take what they want. Payment will be what the members feels is a fair value.

There were no items for show and tell and no further business, so the meeting adjourned. Time 10:10 AM.

Secretary Jim Lindseth

Flickertail Woodcarvers Participate in Waterfowl Display at Veterans Memorial Library in Bismarck, North Dakota



Frank Koch Featured in the Bismarck Tribune Promoting the 2014 Flickertail Woodcarving Show



Longtime Bismarck woodcarver Frank Koch poses with a pair of common teal ducks he carved from wood last week in his home. Koch and other carvers gather in Saturday for the annual Flickertail Woodcarvers Show at the Bismarck Career Academy.

Wordcarvers meeting set for this weekend

By EMMETT HARRIS
Bismarck Tribune

One second, he was standing on the roof. The next, he was speared on the ground, all over again.

Chuck Hammock looks his best in a full almost 20 years ago. During his recovery, Hammock began to carve carvings, like he had done when he was young. Within a few years, his pieces were winning competitions. This year he is the featured carver at the 40th annual Flickertail Woodcarving Show.

"I'm proud to have proved you can."

The Flickertail Woodcarving show will be held from 12:15 to 4:30 p.m. on both Saturday and Sunday at the Bismarck State College Campus Administration building.

Several hundred people are expected to attend, and about 27 woodcarvers will be showing their pieces.

"The woodcarvers will be from North Dakota, Canada, and Minnesota," Frank Koch, the chair of the Flickertail Woodcarving Show, said.

demonstrations, and woodcarving supplies for sale. Though classes are not included, there will be registration for various woodcarving classes held by the club.

"Classes are held on Tuesday evenings at Trinity Lutheran Church," Koch said. "Wood carving is a great hobby."

The many available woodcarving classes to register for include chip carving, relief carving, tool carving, caricatures, and acorn carving (commonly seen on baskets).

"We are able to make a

Cinnamon Teals Featured Above



Chris Hammack and the 2014 Caricatures Woodcarving Class



The 2014 Flickertail Woodcarving Show



















2014 Raffle Report

Gross Receipts	\$1,362.00
Less: Raffle Permit	\$25.00
Printing	\$185.50
Mailings	\$15.71
Net Receipts	\$1,135.79

The Final Report of the Drawings and Winners has been submitted to the Bismarck Police Department and all prizes have been delivered.

The Winners and Prizes are as Follows:

Prize	Carver	Winner
Dog	Vince Bitz	Chuck Vetter, Bismarck
Golfer	Frank Koch	Oscar Galvez, Bismarck
Buffalo	Bob Pedigo	Diane Laub, Bismarck
Eagle Head	Jim Lindseth	Sletteland, Bismarck
Wolf	Ron Davidson	Matthew Peterson, Mandan
Thunderbird	Rick Brereton	Diane Weber, Bismarck
Cougar	Barry Bell	Ruth Lee, Bismarck
English Bobbi	Barry Bell	Carli Lies, New Rockford
Lap Quilt	"The Auxillary"	Matt Porter, Mandan
Teddy Bear	Perry Cook	Dale Townsend, Carrington
Ice Fisherman	Ron Holtz	Dennis Monzelowsky, Bismarck
Cowboy	Warren Schlecht	Jennifer Heglund, Bismarck
Painted Feather	Doug Emerson	Dusty Suble, Bismarck
Soft Ball Player	Maynard Hemmah	Becky Peterson, Mandan

I want to thank all of you who donated prizes, sold tickets and participated in the show.

Ron Holtz, Raffle Chairperson

Flickertail Woodcarvers Schedule for 2014-2015

Because of conflict with Trinity Lutheran Church's schedule on the third Saturday of each month, meeting days have been interchanged from the first Tuesday and third Saturday of each month to the first Saturday (9:00 AM - 11:00 AM) and third Tuesday (7:00 PM - 9:00 PM) of each month. The 2014 - 2015 schedule for the meetings and whittle-ins is as follows:

		Name	Project
Dec. 6	Saturday	Ron Holtz	Christmas Project
Dec. 8	Monday	Christmas Party	Bismarck Elks Lodge
Dec. 16	Tuesday	Tom Turck	Christmas Project
Jan. 10	Saturday	Doug Emerson	Bear
Jan. 20	Tuesday	Troy Frieze	TBA
Feb. 7	Saturday	Frank Koch	Love Spoon
Feb. 17	Tuesday	Doug Smith	TBA
March 7	Saturday	Jim Lindseth	TBA
March 17	Tuesday		
April 11	Saturday		
April 10-12		Fargo Carving show	Doublewood Inn Desiree Hajny-guest carver
April 21	Tuesday		
May 2	Saturday		
May 1-3		Rick Brereton	Relief Carving Class
May 19	Tuesday	Al Braunagel	TBA

Frank Koch

The Curling Chip

November - December, 2014



**FLICKERTAIL WOODCARVERS
PO BOX 7473
BISMARCK ND 585007-7473**

We have an ongoing commitment to supply carved hearts for the Cancer Center. On page 10, Doug Emerson gives us multiple examples of ideas for hearts. Any completed hearts can be given to Doug. For those who have unfinished Whittle-In projects from November and December, photographs on pages 5 and 6 show finished woodcarvings. In addition Frank Koch gives an update on upcoming classes and events on pages 7 and 8.

Finally be sure to return in your election ballot, found on page 11, to Ron Holtz per instructions.

Newsletter Editor: Tom Turck

Meeting Minutes for November 1st, 2014 (10:00 AM) Trinity Lutheran Church

Vince Bitz sponsored the project for this morning's whittle-in. It was a small pig from a cut out. And for November 16th, Warren Schlecht brought a caricature of adog to carve.

President Doug Emerson opened the meeting with 13 members in attendance.

Secretary Jim Lindseth read the minutes from the last meeting (October 4th). Motion to approve the minutes was made, motion passed.

Treasurer Warren Schlecht informed the group there was \$5,380 in the checking account with all bills paid with the exception of approximately \$900 for the rental of the Career Academy for the show. We have not yet received the bill. Motion to approve the report was made, and passed. Warren has a bill for an additional 35

Club Tee Shirts. Note: Doug Emerson ordered extra shirts due to not having enough sizes in the colors red and black. Dark Blue was our original tee shirt color.

Frank Koch reported the Career Academy has been reserved for October 10th and 11th, 2015 (the second weekend) for our show next year. Rooms have been reserved at the Comfort Inn again for next year and the hotel will provide a room free of charge for our Friday night social. Desiree Hajny was hired as visiting artist for the three day class and will do a lynx cat similar to the fox she did the last time. No room has been secured for the short classes.

Frank Koch reminded us that he has tentatively reserved Monday December 8th space at the Elks Lodge for the club's annual Christmas Dinner. Cost is estimated to be around \$17 or \$18 per person. He asked the members present if that was acceptable, members said yes. He asked for a head count and a sign-up sheet was circulated. Contact Frank if you should like to attend but not signed his sign-up sheet. Remember that if you sign-up and cancel after Frank has sent the number attending to the Elks, you will be responsible for the payment (if you attend or not).

President Emerson reminded the members that elections are in February and according to the club bi-laws and he will form a committee to secure nominees for open offices. Doug appointed Jim Lindseth, Ron Holtz, and Vince Bitz to secure nominees for Treasure, Program Chairperson, and Physical Property Chairperson. If you are interested in serving in one of these positions please contact the committee.

Old Business: Warren Schlecht mentioned that there will be a meeting on finish painting of the Mallard Duck decoy at Perry Cook's home Saturday November 8th at 9 AM.

New Business: Doug Emerson and Frank Koch brought to the club for discussion the idea of possibly purchasing some "sail" type signs or flags [RAZOR] (the type that businesses place by the street in front of the business to attract people) for use by the club at outdoor set-ups or inside at our show. These would be flag type or retractable. The cost including printing, pictures, name, and other information will be about \$350/each plus approximately \$50 for the set-up fee. Size of flags is 17

1/4 inches wide by 7', 9', 11', or 13' in height. The retractable is 35 inches wide by same height although cost approximately \$390. Estimated cost for 2 signs will be around \$800. It was discussed that a flag sign just have "Flickertail" printed on it. A retractable type would include pictures of carvings and some writing. A motion was made by Ron Torgeson and seconded by Diane Lehman Turck to proceed with graphic design and return at next meeting for further discussion. Motion approved.

There was no show and tell and there being no further business a motion was made and approved to adjourn the meeting at 10:30 AM.

Secretary: Jim Lindseth

Meeting Minutes for December 6th, 2014 (10:00 AM)

Trinity Lutheran Church

Ron Holtz provided the woodcarving project for the morning. It was a Santa carving overlaying on a star. And Tom Turck and Diane Lehman Turck provided the Tuesday December 16th project: a variety of chip carving blanks to be made into Christmas ornaments.

President Doug Emerson opened the meeting with 22 members in attendance.

The minutes of the November meeting were read. A motion was made and was seconded to approve the minutes as read. Motion passed.

Treasurer Warren Schlecht reported there was \$4,252 in the checking account with all bills paid. Motion to approve the treasurer's report was made and seconded. Motion approved.

Membership Chairman Doug Smith gave a short commentary on the membership drive. He said the renewal notices have gone out and some renewals are being returned by members. Annual dues are again \$15/year.

President Doug Emerson said the registration for the spring class with Rick Brereton will be sent out with the January newsletter. If interested, watch for the registration in the next newsletter for dates and other details. Rick is a well known

relief carver who is an excellent teacher (see below: *What! A Relief Woodcarving Class*).

Doug reminded the members that the annual Christmas party will be held on Monday, December 8th at the Elks Club in Bismarck. Frank sent in an approximate number of attendees, but it is not too late to still sign up for the Christmas party. A carving exchange will be held at the party.

The election of officers is to be held at the February meeting. The offices up for election are the treasurer, program chairman, and property chairman. If you are interested in running for any of the 3 offices, contact of the nominating committee members: Jim Lindseth, Ron, Holtz, or Vince Bitz (see paper ballot on page 11).

Doug stated some progress has been made on the new signs planned for the club. He passed around a colored picture of how the one “retractable” sign and one “sail” sign will look. The cost of the signs will be around \$800. Perry Cook moved and Vince Bitz seconded a motion to purchase the signs. Motion passed.

Bob Pedigo had a pickup load of white pine in the parking lot that he acquired from a relative. He is offering the pieces of wood to the club members after the meeting. A donation for the wood would be appreciated and will go to the club treasury.

Tom Turck was recognized as doing a good job on the newsletter. Thanks, Tom.

There were no items for show and tell. No further business so the meeting was adjourned.

Acting Secretary: Warren Schlecht for Secretary: Jim Lindseth

Vince Bitz's Pig



Warren Schlecht's Caricature of a Dog



Ron Holtz's Santa and Star



Photographer: Tom Turck

Diane & Tom Turck's Ornament Project



Frank Koch's Woodcarving Class of 2014



Photographer: Dale Heglund

What! A Relief Woodcarving Class

On May 1st through May 3rd, 2015, the Flickertail Woodcarving Club will feature Rick Brereton (Canada) for a relief woodcarving class in Bismarck at the Trinity Lutheran Church. The subject will be a rural prairie scene that *may* include things like a barn, and/or a house (log cabin) the house could have a porch, a creek nearby with/without a bridge, windmill, tree(s), etc.

Cost of the three day class will be \$70 and includes the wood material to carve. Since this piece will be too large to hand hold you should be prepared to use larger tools than palm tools. Also bring an apparatus along to mount the piece of wood, and clamps. Class begins at 8:30 am and will end at 4:30 pm. Send money and questions to Doug Emerson.

Fargo Woodcarving Show

The Red River Valley International Wood Arts Festival will take place on April 11th & 12th, 2015 at the Baymont Inn, Fargo, ND. Featured woodcarver will be Desiree Hajny. No woodcarving competition will take place this year at the show. If you want more information contact Barry or check their website at www.rrvwc.org.

Bismarck Woodcarving Show

The Flickertail Woodcarving Club will host the Annual Flickertail Woodcarving Show at the Bismarck Academy on October 10th & October 11th, 2015. Featured woodcarver is Desiree Hajny (Nebraska). Classes will consist of carving either a complete or partial bodied lynx.

The class runs from 9 am to 5 pm on Thursday (October 8th) and Friday (October 9th) and 8:00 am to 11:15 am on Saturday (October 10th) and Sunday (October 11th). The July newsletter will have the registration form which includes the cost of the class. Contact Frank Koch or Doug Emerson if you need more information.

Bar Flies or any Style of Bottle Stoppers

Bar Flies or any Style of Bottle Stoppers was chosen as the 'theme' for the 2015 Flickertail Woodcarving Show on October 10th & 11th. Last fall Chris Hammack taught a caricature carving class on Bar Flies. We can use the training acquired in the class to create some new and interesting caricature faces.

Members can use the library to find pictures of amusing looking faces. All theme based carvings submitted will be displayed on a separate table with an appropriate sign. We plan to make use of several Whittle-Ins (spring & summer) to help one another plan and carve a unique Bar Fly or Bottle Stopper. Let's see how many caricature heads we can make.

Submitted by Frank Koch

Flickertail Woodcarvers Schedule for 2014-2015

Because of conflict with Trinity Lutheran Church's schedule on the third Saturday of each month, meeting days have been interchanged from the first Tuesday and third Saturday of each month to the first Saturday (9:00 AM - 11:00 AM) and third Tuesday (7:00 PM - 9:00 PM) of each month. The 2014 - 2015 schedule for the meetings and Whittle-Ins is as follows:

Date	Day	Name	Project
Jan. 10	Saturday	Doug Emerson	Bear
Jan. 20	Tuesday	Troy Frieze	TBA
Feb. 7	Saturday	Frank Koch	Love Spoon
Feb. 17	Tuesday	Doug Smith	TBA
March 7	Saturday	Jim Lindseth	TBA
March 17	Tuesday		
April 11	Saturday		
April 10-12		Fargo Carving show	Doublewood Inn Desiree Hajny-guest carver
April 21	Tuesday		
May 2	Saturday		
May 1-3		Rick Brereton	Relief Carving Class
May 19	Tuesday	Al Braunagel	TBA

Originally Submitted by Frank Koch

Heart Style Suggestions for Cancer Center Patients



Photographer: Doug Emerson

Election of Officers

The Program Chairperson, Treasurer, and Physical Properties Chairperson will be elected at the February 7, 2015, meeting. An absentee ballot is attached below. For those who receive their newsletter by email, mark your ballot and email it to Ron Holtz, For those who received their newsletter by mail, mark your ballot and mail it to Flickertail Woodcarvers, PO Box 7473, Bismarck, ND 58507-7473.

Paper Ballot for the Flickertail Woodcarver Members

Circle or write in your choice

Program Chairperson: Frank Koch

Other _____

Treasurer: Warren Schlecht

Other _____

Physical Properties Chairperson: Vince Bitz

Other _____
