

The Curling Chip

Editor:



Review of Flickertail Woodcarvers Activities in 2011

Flickertail Woodcarvers were very busy during 2011. The following are some of the activities that were sponsored by Flickertail Woodcarvers or activities in which the club participated, other than Whittle-Ins and monthly meetings.

1. Carved Snow Snakes for Highland Acres Elementary School.
2. Taught beginning woodcarving for the public (during the fall season)
3. Taught beginning woodcarving class for the art classes at Bismarck High School (2 sessions) and St. Mary's High School (1 session).
4. Conducted woodcarving session for local Boy Scouts so they could earn a woodcarving badge.
5. Non local classes taught: Bobcat carving and painting class in Jamestown for the Jamestown "Wood Chippers", Wolf Head bust carving and painting class for the Wahpeton Woodcarvers Weekend, American Avocet shorebird carving and painting class for the Devils Lake "Lake Region Woodcarvers", two classes on carving and finishing diamond willow walking sticks for the North Dakota Game & Fish department "Becoming an Outdoor Woman" program at Bottineau. Caricature Face Shelf Supports class in Regina, MB
6. Conducted woodcarving classes in Jamestown and Devils Lake.
7. Offered a Carousel Animal class (12 participants) taught by Larry Longtine from Minnesota.
8. Offered an Outline Relief class (14 participants) taught by Rick Harney from Illinois.
9. Offered a Stylized Yellow Legs shorebird class taught by Wayne Hankel from North Dakota.
10. Various club members did woodcarving demonstrations at the "Corn-Feed" at Buckshot Junction, the Capitol Affair, and Bismarck Public Library Reading Day at the Heritage Center, Art-In-Motion at the Kirkwood Mall, Apple fest at Buckshot Junction, at the Harold Schafer Museum in Medora, Edgewood Vista, and Valley View (2 sessions).
11. Provided an exhibit of North Dakota Songbirds (39 entries), at the Buffalo Museum in Jamestown (they will be there until March 2011). Then to Harold Schafer Museum in May 2011, to James Art Center in Williston in July. The birds have now been returned to their owners.
12. Provided an exhibit of an "Old West Town" (23 pieces), at the Harold Schafer Museum in Medora until may, at Bowman Museum until October,



NORTH DAKOTA COUNCIL ON THE ARTS

This project is supported in part by a grant from the North Dakota Council on the Arts, which receives funding from the state legislature and the National Endowment for the Arts.

Also supported by grants from Dakota West Arts Council and Montana Dakota Resources Group.

- and is currently at the Hjemkomst Museum in Moorhead Minnesota.
13. Provided an exhibit of Wildfowl (mostly shorebirds) at the Schafer Museum in Medora. They continue to be on display.
 14. The club purchased a digital movie camera and projector with a built in DVD player and microphone.
-

Minutes

November 19, 2011

Flickertail Woodcarving Club Monthly Meeting

Trinity Lutheran Church

10:00 am

Ron Torgeson provided the carving for the morning. The carving was a Gift Bearing Santa carving.

President Doug Emerson called the meeting to order at 10:00 am. There were 12 members present with one visitor in attendance. There were 5 carvers attending the introductory carving class.

Secretary Warren Schlecht read the minutes of the October meeting. There were no corrections or additions to the minutes. The minutes were approved as read.

Treasurer Ron Holtz reported a checkbook balance of \$2,258 with all bills paid.

Treasurer's report was approved as reported.

Membership chairman Doug Smith reported that a letter concerning club dues will be sent out in the near future. The dues for club membership for 2012 will be \$15.

Programs Chairman Frank Koch reported on several items:

- Negotiations for the cost of using the Doublewood Inn for the 2012 and 2013 show are now finalized. The Doublewood Inn has been reserved for the shows for the next 2 years.

- The brown trout class with Clark Schreibeis is scheduled for April 13, 14, & 15. The cost of the class is \$50. The primary emphasis of the class will be the instruction of setting the fish eyes, painting the brown trout, and the construction of habitat for displaying the carving. If interested in the class, contact Frank Koch.

- In conjunction with the class with Clark Schreibeis, Bob Pedigo will be providing additional instruction on the carving, scaling, and placing of the fins on the brown trout. He will be providing a class on Saturdays, January 14 and 28 at his place. The cost of the class will be \$20. Contact Bob if interested in participating in the class.

- The Christmas Party will be held at the Doublewood Inn on Thursday, December 8. The cost of the supper is \$15/person. Social Hour will start at 5:30 with dinner to start at around 6:00. A gift exchange for carvers and non-carvers will be held. If you wish to participate in the gift exchange, bring a gift that evening.

- The Western Town will be taken to Moorhead, Minnesota, for display until April or



NORTH DAKOTA COUNCIL ON THE ARTS

This project is supported in part by a grant from the North Dakota Council on the Arts, which receives funding from the state legislature and the National Endowment for the Arts.

Also supported by grants from Dakota West Arts Council and Montana Dakota Resources Group.

May, 2012. There are other cities that have shown interest in displaying the Western Town display, also.

President Doug Emerson reminded the club members that election of officers is scheduled for February, 2012. If interested in running for a particular office, let a member of the nominating committee know. The committee consists of Bob Pedigo, chairman, and Jim Lindseth and Warren Schlecht.

Newsletter Editor Klaes Welch informed the club he wants to have a newsletter ready to send out shortly after Thanksgiving. He again asked for pictures, articles, or projects that are newsworthy and can be printed in the newsletter. If you wish to contact Klaes via email, he informed us that his email address is now

Bob Pedigo reported he has purchased 3 tarps for a cost of \$96. The tarps are 12'X 15' in size. They can be used by the club during public carving activities.

Librarian Ed Ryen reported that the library update has been completed. A listing of the library contents will be submitted to the club website in the near future.

A supply of club pamphlets is needed for future club activities at public functions. Ron Holtz moved and Jim Lindseth seconded the motion to purchase 100 pamphlets for the club. Bob Pedigo will work on the order.

The club members were reminded about cleaning up the carving area after the whittle-ins. Wood chips are easily scattered throughout the church area and we should continue to be cognizant about scattering woodchips.

There were no carvings for show and tell.

No further business. Meeting adjourned.

Warren Schlecht
Secretary



Frank Koch



NORTH DAKOTA COUNCIL ON THE ARTS

This project is supported in part by a grant from the North Dakota Council on the Arts, which receives funding from the state legislature and the National Endowment for the Arts.

Also supported by grants from Dakota West Arts Council and Montana Dakota Resources Group.



Larry Longtine



NOTE: I found this web site while doing work on the newsletter. Very good comments.

<http://www.woodcarvingillustrated.com/forum/f59/flickertail-woodcarvers-42684/>



NORTH DAKOTA COUNCIL ON THE ARTS

This project is supported in part by a grant from the North Dakota Council on the Arts, which receives funding from the state legislature and the National Endowment for the Arts.
Also supported by grants from Dakota West Arts Council and Montana Dakota Resources Group.

Spiral Brass Tube for Carousel

I searched the Internet to find spiral brass tubes for the carousel horse that I carved during Larry Longtine class last spring. I did not find any spiral brass tubing, but I found a site that another person was searching for the same thing and Jack responded to her. So I email Jack and his method is list below. I modified a plumber's pipe cutter and made a spiral tube. It works great.

Hi Doug,

My method is to make them with a homemade tool "fabbed" from a plumbers tubing cutter. The tubing cutter is modified by removing the two rollers and replacing them with a wood block (maple, oak, or other hardwood). The wood block has a v-groove carved in at a 45degree angle.

The brass tubing is chucked up in a variable speed drill, placed in the v-groove. The cutter wheel is clamped tight. Rotating the brass tubing with the electric drill will create a spiral groove along its length.

This method takes some practice, so be prepared to have some scrap until you get the feel for how much pressure to put on the cutter wheel and how fast to rotate the tubing.

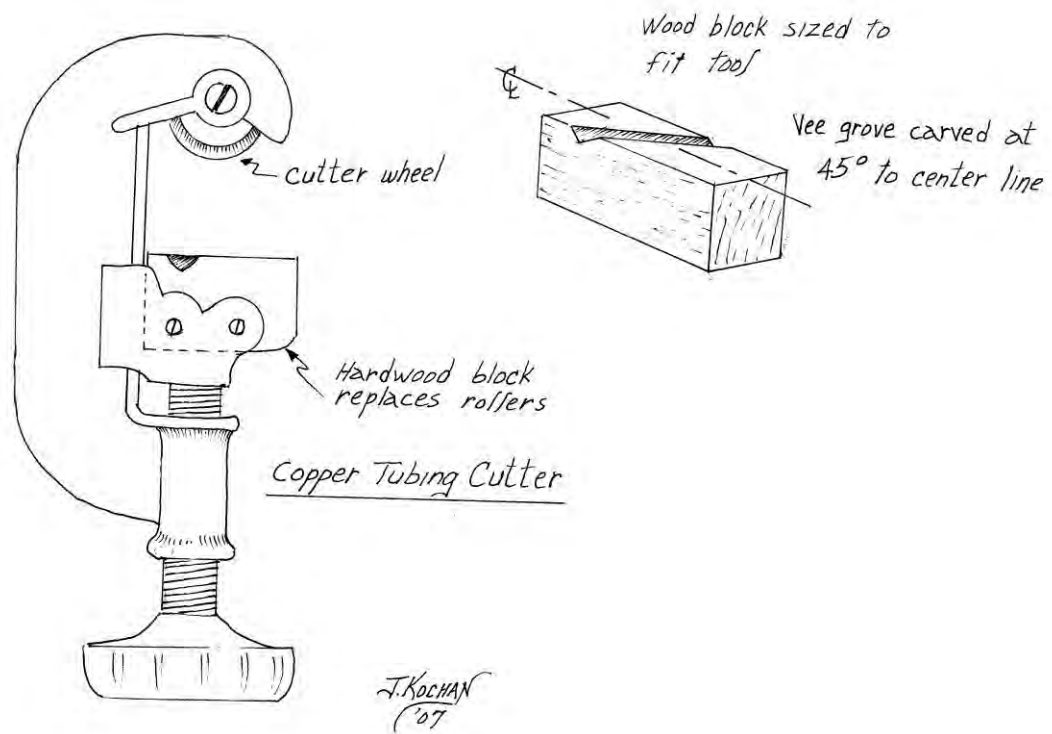
Attached is a sketch of how I modified the tool.

Happy carving,

Jack



**This project is supported in part by a grant from the North Dakota Council on the Arts, which receives funding from the state legislature and the National Endowment for the Arts.
Also supported by grants from Dakota West Arts Council and Montana Dakota Resources Group.**



NORTH DAKOTA COUNCIL ON THE ARTS

This project is supported in part by a grant from the North Dakota Council on the Arts, which receives funding from the state legislature and the National Endowment for the Arts.
Also supported by grants from Dakota West Arts Council and Montana Dakota Resources Group.

Please note: Below the dates were changed for the Clark Schreibeis Air brush a Brown Trout class (April 20, 21, 22) and the Red River Woodcarving Show in Fargo (April 14 & 15).

DATE	EVENT	SUBJECT	HOST
Tues. Dec. 6	Whittle-In, 7-9 pm	Xmas Ornament	Ron Holtz
Sat. Dec. 17	Monthly meet 9-11	Bring extra ornament blanks to share	Club
Tues. Jan 3	Whittle-In 7-9 pm	Project TBA	
Sat. Jan 14	Monthly Meet 9-11 am	Snow Snakes	Club
Tues. Feb 7	Whittle-In 7-9 pm	Love Spoon	Frank Koch
Sat. Feb 18	Monthly Meet 9-11 am	Hand Carved Cross	Warren Schlecht
Tues. Mar 6	Whittle-In 7-9 pm	TBA	Mitch Olson
Sat. Mar 17	Monthly Meet 9-11 am	TBA	Troy Frieze
Tues. Apr 3	Whittle-In 7-9 pm	Wood burning	Doug Emerson
Sat-Sun Apr 20-22	Air Brush Class	Brown Trout	Clark Schreibeis
Sat. Apr 14	Monthly Meet	TBA	
Sat. Sun Apr 14-15	Woodcarving Show	Fargo, Red River	Doublewood Inn
Tues. May 1	Whittle-In	TBA	



NORTH DAKOTA COUNCIL ON THE ARTS

This project is supported in part by a grant from the North Dakota Council on the Arts, which receives funding from the state legislature and the National Endowment for the Arts.
Also supported by grants from Dakota West Arts Council and Montana Dakota Resources Group.

**FLICKERTAIL WOODCARVERS
PO BOX 7473
BISMARCK ND 585007-7473**



NORTH DAKOTA COUNCIL ON THE ARTS

**This project is supported in part by a grant from the North Dakota Council on the Arts, which receives funding from the state legislature and the National Endowment for the Arts.
Also supported by grants from Dakota West Arts Council and Montana Dakota Resources Group.**

The Curling Chip



December 17, 2011

Flickertail Woodcarving Club monthly meeting
Trinity Lutheran Church
11:00 a.m.

President Doug Emerson called the monthly meeting to order. There were 10 members present for the meeting. Also in attendance were 5 carvers in Frank Koch's introductory woodcarving class.

The minutes from the November meeting were read by Secretary Warren Schlecht. There were no corrections or additions to the minutes. Motion to approve the minutes passed.

Treasurer Ron Holtz reported a \$4,965 balance in the checkbook with all bills paid. Motion to approve the treasurer's report passed.

Frank Koch reported that was some additional work updated on the club website. Frank moved that the club give \$40 to the webmaster for his work. Ron Torgeson seconded the motion. Motion passed. The members were encouraged to visit the website at

Membership chairman reported that about 50% of the membership renewal notices have been returned.

Frank reported that the spring trout class with Clark Schreibeis is now full. Those still interested should contact Frank and they would be put on a waiting list in the event an opening becomes available. The class will consist of the eye placement on the brown trout, painting, and habitat for the brown trout display. The initial carving and fin placement of the trout will be completed with help from Bob Pedigo in classes to be held at his place on the second and fourth Saturday in January.

Jim Lindseth reported there continues to be a few openings for projects for the whittles on the first Tuesday and third Saturdays. If anyone is interested in filling those openings, they should contact Jim.



NORTH DAKOTA COUNCIL ON THE ARTS

This project is supported in part by a grant from the North Dakota Council on the Arts, which receives funding from the state legislature and the National Endowment for the Arts.

Also supported by grants from Dakota West Arts Council and Montana Dakota Resources Group.

There has not been any invitation extended yet on the annual Art-In-Motion festivities held the 1st Saturday in February at the Kirkwood Mall. Several members indicated they would participate if an invitation was extended to the club.

Ron Torgeson reported that club member Sam Lacher has indicated that due to some health problems has some of his carving tools and supplies for sale. The tools and supplies may be on display at a monthly meeting for sale at some date in the future.

Nominating chairman Bob Pedigo reported that all there are candidates to fill the ballot for the offices to be elected at the February, 2012 monthly meeting. They are as follows: President-Doug Emerson, Secretary-Warren Schlecht, Membership chairman- Doug Smith, Librarian-Ed Ryen, Newsletter Editor-Klaes Welch, and Member-at-Large-Jim Lindseth

Ron Torgeson reported that the grant request with DWAC has been approved for \$1,932 and is to be used for meeting expenses that are incurred from the special classes to be held for the club members.

Bob Pedigo reported he has had the club brochures printed and are available to be used for distribution at public events where club members are participating. He had 125 brochures printed for a cost of \$78.

There being no further items for business, a short time of show and tell was held by club members who displayed some of their carvings.

Meeting adjourned.

Warren Schlecht
Secretary

Minutes from January meeting:

January 21, 2012

Flickertail Woodcarving Club monthly meeting

Trinity Lutheran Church

The whittle-in project for the morning was the carving of the snow snakes for a local grade school project.

There were 13 members present for the meeting. President Doug Emerson called the meeting to order. The minutes from the December monthly meeting was read. Motion to approve the minutes as read was approved.

The treasurer's report was read. The report showed a checking account balance of



**This project is supported in part by a grant from the North Dakota Council on the Arts, which receives funding from the state legislature and the National Endowment for the Arts.
Also supported by grants from Dakota West Arts Council and Montana Dakota Resources Group.**

\$4,304 when all the bills are paid.

Membership chairman Doug Smith reported that about 75 members have paid their dues for 2012. He indicated that there are about 10-15 members from 2011 that have not paid as of this date.

Bob Pedigo reported on the progress of the brown trout class that he is leading at his house. It appears that progress is being made by all participants. The last part of the carving class is to be held next Saturday, January 28. The painting portion of the class will be taught by Clark Schreibeis on April 20, 21, 22.

President Doug Emerson reported that Frank Koch has been in communication with Ian Norbury about being the featured carver for the show in October, 2013. Doug reported that everything has been positive up to now. Several items will need to be completed to report that is coming for certain.

Newsletter Editor Klaes Welch indicated that he is need for additional articles or pictures for the upcoming newsletter.

Jim Lindseth also reported that there continues to be a couple openings for projects for the whittle-in in May.

It was noted that the April meeting is scheduled for the weekend of the Clark Shreibeis class and that a lot of the class participants will be attending the class. It was moved that the April monthly meeting be canceled and that any member wishing to come out to Bob Pedigo's to observe the class being taught by Clark be encouraged to attend even though they may not have a fish to work on. Motion was made, seconded and approved. The April monthly meeting will be canceled.

The members were reminded that the Fargo show will be held on Saturday and Sunday, April 14 & 15 at the Doublewood Inn.

Doug Emerson reported that the annual Art-In-Motion activities at the Kirkwood Mall may be canceled due to lack of interest from the various clubs and participants. A decision will be made in the near future if it will be held or canceled. Doug will inform us of the decision.

Doug also reminded us that the annual election of officers will be held at the next meeting to be held on February 18, 2012. Anyone wishing to nominate anyone for the election should do so before or at the meeting. The ballot so far includes the following:
President- Doug Emerson Secretary-Warren Schlecht Membership chairman-Doug Smith

Librarian-Ed Ryen Newsletter Editor-Klaes Welch Member-at large-Jim Lindseth

The woodcarving project for the February Tuesday evening whittle-in will be a love spoon.

No further business, motion to adjourn was moved and approved.

Warren Schlecht, Secretary



**This project is supported in part by a grant from the North Dakota Council on the Arts, which receives funding from the state legislature and the National Endowment for the Arts.
Also supported by grants from Dakota West Arts Council and Montana Dakota Resources Group.**



Frank Koch's "Reflections"
2012 Florida Show



Frank Koch's "Tribune Remote"



This project is supported in part by a grant from the North Dakota Council on the Arts, which receives funding from the state legislature and the National Endowment for the Arts.
Also supported by grants from Dakota West Arts Council and Montana Dakota Resources Group.



Artist not known to the editor.

The above pictures were sent to the editor by Frank Koch.



**This project is supported in part by a grant from the North Dakota Council on the Arts, which receives funding from the state legislature and the National Endowment for the Arts.
Also supported by grants from Dakota West Arts Council and Montana Dakota Resources Group.**

Carving Tip

Separating the head and body on bird/waterfowl cutouts allows you to save wood and turn the head while align the grain for added strength. But how does one reattach and maintain strength? It's really not that difficult. If the bird is small, simply use wood glue on the joint and clamp until dry. On larger birds you may need to insert a dowel and hollow out the connecting areas of the joint so that the glue or epoxy can grip better. The dowel goes partly into the neck and about the same distance into the body. Some use auto body filler (fiberglass) in place of glue. It sets quickly and can be sanded easily. If you can see the joint, you need to grind a V-shaped trench around the joint. You then use wood filler and smooth. After detailing the joint will be strong and unnoticeable. /RM

The author of the article above is Robert Matzke



This project is supported in part by a grant from the North Dakota Council on the Arts, which receives funding from the state legislature and the National Endowment for the Arts.
Also supported by grants from Dakota West Arts Council and Montana Dakota Resources Group.

"We Don't Make Mistakes, We Have Happy Accidents"

by Bob Pedigo

If you watch public television you probably recognize this quote from one of the thirty minute painters on Prairie Public TV each Saturday afternoon, Bob Ross. Bob always seems to haphazardly plop and scrub colors on a canvas and at the end of thirty minutes has a very nice painting. The more I watched his program the more I realized that each week his steps were pretty much the same routine. What at first appears haphazard is a well planned approach. This article isn't about a planned approach however, nor is it about painting. I wanted to share a mistake I made on a recent carving to benefit other members of our club.

To set the scene, a lady had contacted me about carving a replica of her horse. She sent me some photos, and I made several sketches, got a pose I was happy with, and cut out the profile from a rather large block of basswood. I began carving and worked on the project for several days until it was nearing completion. I had done no work on the horse's head, but the horse's body was looking really good. I was quite proud of myself.

Since I was worried about making the head look "just right" I cut out a head from another block to practice before I began carving the head on the real piece. I carved on the practice head for an entire evening and part of another until I was satisfied that it was just perfect. Only then did I feel confident enough to begin the head on the actual carving.


I carved the head, ears, muzzle, nose, and the bone structure around the forehead and eyes. The project was looking better each time I made another cut. I was doing really well on the real head until ----

I began the final step of carving the eyes. When I was nearly done I realized that I'd managed to butcher those eyes about as bad as anything I've done woodcarving except the time I slipped with a v-tool and carved my hand --- but that's another story. Here I was with a big project that the lady was waiting patiently for,

and I'd spent considerable time on it too. I really hated to throw it all away, but mostly I hated to think of all the time I'd spent on the project being for nothing. Was this going to be the best piece of "decorator firewood" I'd ever produced? Now what was I going to do?

I let the project sit for a day while I considered my next move. I thought about cutting the head and attaching the practice head I'd carved, but I didn't want to have a "pieced together" horse. My original plan was to have base, horse, and head from a single block of wood and I didn't want to give up on that yet. After further consideration, I decided to try to insert some glass eyes to see if I could salvage my time. I found a pair of brown duck eyes about the right diameter, drilled holes where the eyes were to be, and with some epoxy putty and a little patience got the glass duck eyes set where they belong. And no, this horse doesn't "Quack". The rest is history, as they say. After painting the project I presented a nice carving as a treasure to a very satisfied person who loved it.

The moral of this story is to not give up. When things go wrong while you're carving (or in life), stop to consider other approaches you may already know of but had not planned to use. You may have a solution at hand and not realize it until you think about it for a while. Remember, "We don't make mistakes, we have happy accidents".



"My Happy Accident"

The article above was copied from our newsletter that appeared in 2000.

ARTS

NORTH DAKOTA COUNCIL ON THE ARTS

This project is supported in part by a grant from the North Dakota Council on the Arts, which receives funding from the state legislature and the National Endowment for the Arts.

Also supported by grants from Dakota West Arts Council and Montana Dakota Resources Group.

**FLICKERTAIL WOODCARVERS
PO BOX 7473
BISMARCK ND 585007-7473**



NORTH DAKOTA COUNCIL ON THE ARTS

**This project is supported in part by a grant from the North Dakota Council on the Arts, which receives funding from the state legislature and the National Endowment for the Arts.
Also supported by grants from Dakota West Arts Council and Montana Dakota Resources Group.**

The Curling Chip



March 17, 2012

Flickertail Woodcarving Club monthly Meeting
Trinity Lutheran Church

Troy Frieze provided the carving project for the morning. The project was miniature bird houses. President Doug Emerson called the meeting to order. There were 15 members and guests present. The minutes from the February meeting was read. There were no changes to the minutes. Motion was made and seconded to approve the minutes. Motion passed.

Treasurer Ron Holtz reported there was \$4,747 in the checking account with all bills paid current. Motion was made and seconded to approve the treasurer report. Motion passed.

Warren Schlecht gave the report of the annual financial audit on the treasurers books completed in February, 2012. The audit found no errors or discrepancies. Treasurer Ron Holtz is to be complemented on doing a good job of keeping the financial records in order.

Doug Emerson reported that he purchased a padlock to lock up the club's carving supplies in the storage room.

Membership chairman Doug Smith reported there were 75 members who have paid their dues for 2012.

Frank Koch reported that the trout painting class to be held in April, 2012, with Clark Schreibeis is full. The class will be held on Friday evening through Sunday, April, 20-22. The club members were reminded that there will be no club meeting for April since a lot of the members will be attending the painting class. All members who are not students for the class are encouraged to come out to Bob Pedigo's house to observe the class at anytime during the class time.

Frank also reported he has been in communication with Ian Norbury concerning being the featured carver during the 2013 annual show. Frank will keep the club updated on the progress.

The featured display at the Bismarck Public Library in September, October, November, 2012, will be carousel carvings. Frank is in the process of lining up carousel carvings to be featured in the display. All members are encouraged to contact Frank if you have a carousel carving that you'd like to have displayed. He's like to know as soon as possible so he can move forward with the planning process.



NORTH DAKOTA COUNCIL ON THE ARTS

This project is supported in part by a grant from the North Dakota Council on the Arts, which receives funding from the state legislature and the National Endowment for the Arts.

Also supported by grants from Dakota West Arts Council and Montana Dakota Resources Group.

Property manager Troy Frieze would like to get an update the inventory of the clubs supplies. If any member has some supplies belonging to the club that they contact him so he can update the inventory.

Doug Emerson suggested that the club have some T-shirt printed promoting the club or some woodcarving activity. The T-shirt could be sold and then worn at the various functions that are attended by the club members such as the annual show, trade shows, whittle-ins, etc. Frank Koch moved and Ed Ryen seconded that the club invest in having the T-shirts made and then have them available for sale. Motion passed. Doug Emerson will look into the project.

The members were also reminded that there were some hats for sale yet.

Bob Pedigo reported that he is planning on ordering some carving vices and will be putting in an order in the near future. The cost will be around \$125 depending upon the cost for shipping and accessories. If you are interested, contact Bob Pedigo in the near future so he knows how many to order.

No further business. Meeting was adjourned.

Warren Schlecht

Secretary

Note from the Editor: The article below was created by Doug Emerson.

SNOW SNAKES

During the summer of 1994, Kurt Weinberg, physical education teacher at Bismarck's Highland Acres Elementary School, was camping with his family at Itasca State Park in Minnesota. One of the activities that the park's Interpretive Center had for the kids was to race snow snakes. The Park Rapid's woodcarving club came and carved snow snakes for the kids. Then the kids took their snakes back to their camp to decorate them. The camp rangers and woodcarvers filled a 80 foot rain gutters with ice. The kids would see whose snake would slide the farthest down the gutter. Although they say that they are racing snow snakes, actually, they are seeing whose snake goes the farthest.

This campout lead Kurt to contact the Flickertail Woodcarvers and ask if the club would carve snow snakes for Beth Patzman's fourth grade



NORTH DAKOTA COUNCIL ON THE ARTS

This project is supported in part by a grant from the North Dakota Council on the Arts, which receives funding from the state legislature and the National Endowment for the Arts.

Also supported by grants from Dakota West Arts Council and Montana Dakota Resources Group.

class. The class has a culture lesson related to games that the Indian children played; an art lesson on painting them; and last, racing the snakes during their physical education session.

For the last 18 winters during one of the woodcarver's whittle-ins, the Flickertail Woodcarvers have been carving snow snakes for the Highland Acres Elementary School 4th grade class. On March 5, 2012, the 4th grade class raced their snakes (figure 1). They had 3 heats with each student taking two turns to slide their snake in each heat. The winners of each heat receive a prize (figure 2). The winners of the best decorated/painted snake also received a prize. The students (figure 3) look forward to this event each year.

This winter was a one of the mildest on record with very little snow. The farthest the snakes slid this year was about 15 feet. Kurt Weinberg said that with good snow, the kid's snakes slide about 60 feet. It's great that the Flickertail Woodcarvers are involved with an exciting program that teaches the kids several lessons and they have fun doing it.



Figure 1. 4th grade students racing their snow snakes



This project is supported in part by a grant from the North Dakota Council on the Arts, which receives funding from the state legislature and the National Endowment for the Arts. Also supported by grants from Dakota West Arts Council and Montana Dakota Resources Group.



Figure 2. Fastest snow snake in heat 2.



Figure 3. Beth Patzman's 4th grade class with physical education instructor Kurt Weinberg.



This project is supported in part by a grant from the North Dakota Council on the Arts, which receives funding from the state legislature and the National Endowment for the Arts.
Also supported by grants from Dakota West Arts Council and Montana Dakota Resources Group.

Lake Bronson International Woodcarving

August 4-7 Dick Johnson is teaching a class on the 4 & 5 and then competition & display is the 6-7. Contact Judy for more information

WINNIPEG WOODCARVERS WEEKEND

May 6-8, 2011

12th annual - at St. John's College, University of Manitoba Campus.

Retreat style woodcarving classes with instructors from Canada and USA - excellent food – College residence or motel rooms available. To receive an information package contact Rick or Cathie Brereton at

NOTE FROM THE EDITOR: The article following I found on-line. If you are interested in further information, follow the link -

www.woodcarvers.org/articles_patterns.htm



NORTH DAKOTA COUNCIL ON THE ARTS

This project is supported in part by a grant from the North Dakota Council on the Arts, which receives funding from the state legislature and the National Endowment for the Arts.

Also supported by grants from Dakota West Arts Council and Montana Dakota Resources Group.



KEY CHAIN FISH PUZZLE

by **CAROL ZANDELL**

1. With a band saw or scroll saw, cut a block of hardwood to the size of the fish pattern you wish to use allowing enough extra room around the outside to be able to replace the fish inside after you cut the fish. (Diagram I)
2. Trace the patterns on the block--side and top views as shown in Diagram I. Be sure that they line up front and back
3. Drill a 1/8 in. eye hole and a 3/16 in. hole for the key chain in the center of the tail area before cutting out patterns
4. Cut out the TOP VIEW of pattern. (Diagram I) Tape the outside pieces back on to form a block again (Use clear tape so that you can still see the pattern)
5. Cut out the SIDE VIEW of pattern. (Diagram I) Tape it back together to form the block again
6. Start cutting the puzzle pieces with the TOP VIEW first. Cut out Part "A" as shown in Diagram II. Remove Part "A" and set aside (several extra chunks of the block will fall away) Be sure the bulb end of the cut is rounded and larger than the opening or the piece will fall out. They are supposed to slide sideways to be removed. A 1/16th inch blade works well for these cuts.
7. Turn to the SIDE VIEW. Cut out Part "B" as shown in Diagram III. Remove Part "B" and set aside
8. Turn back to the TOP VIEW. Cut out Part "C" as in Diagram IV, remove and set aside
9. Put the puzzle together starting at the tail and working forward (Diagram V)
10. Insert an 1/8th inch dowel through the eye hole to hold the puzzle together
11. Sand and apply finish of your choice to the fish and your project will be completed



This project is supported in part by a grant from the North Dakota Council on the Arts, which receives funding from the state legislature and the National Endowment for the Arts.

Also supported by grants from Dakota West Arts Council and Montana Dakota Resources Group.

NOTE: The fish can be sanded and finished before you cut out the puzzle parts if you prefer. Remove the fish from his block cage and sand and finish it - replace it in the cage and then cut the puzzle parts. You may still have to clean up the cuts. On this small puzzle I find it easier to finish after cutting the entire fish. On larger projects you WILL want to finish it first because of the many small parts.

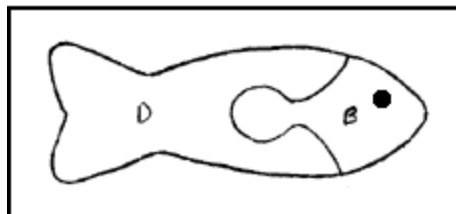



Diagram I Steps 1-2-3-4-5



Diagram II Step 6



Diagram III Step 7



Diagram IV Step 8



Diagram V Steps 9-10-11



**This project is supported in part by a grant from the North Dakota Council on the Arts, which receives funding from the state legislature and the National Endowment for the Arts.
Also supported by grants from Dakota West Arts Council and Montana Dakota Resources Group.**

**FLICKERTAIL WOODCARVERS
PO BOX 7473
BISMARCK ND 585007-7473**



NORTH DAKOTA COUNCIL ON THE ARTS

**This project is supported in part by a grant from the North Dakota Council on the Arts, which receives funding from the state legislature and the National Endowment for the Arts.
Also supported by grants from Dakota West Arts Council and Montana Dakota Resources Group.**

The Curling Chip



5/19 2012 Flickertail Woodcarvers Saturday Meeting Minutes

The meeting was attended by nine members. Project for the meeting was Frank Koch demonstrated Pete LeClair's technique for painting caricatures. Doug Emerson read the minutes from the March 17th meeting and these were approved.

Treasurer's Report: Ron Holtz reported there was approximately \$2643 in the bank account after paying Frank \$300 for expenses incurred. These expenses were approved by the club.

Frank showed a wildfowl carving reference book.

Motion was made to purchase for the club and was approved.

Program update by Frank Koch:

The 2012 show will be October 13th and 14th. Featured carver Bob Guge will be doing a four day class on power carving a ¾ size Kestrel in Tupelo. Cost will be around \$150.

Judy Anderson will be doing a Saturday and Sunday morning class on Christmas ornament-style bark houses. Cost will be \$20. Next Spring April 26th – 28th George Gulli will be doing a class on a small totem pole. Frank is trying to secure Ian Norbury from England as the featured carver for the 2013 show. He has been asked to do a four day class October 10th -13th on a female bust. He usually limits class size to ten so Frank is looking into having two classes. Cost will be around \$150. Costs for these classes were voted on and approved.

The club will be getting grants totaling about \$4000 for the next calendar and fiscal year from DWAC and ND Council on the Arts.

The carousel display will be at the Bismarck Library in September. Please get your piece to Frank by early August.

Doug Emerson asked that if you plan to donate a carving for the 2012 show raffle that you let Ron Holtz know by July so he can get the tickets printed.

Doug Emerson asked for volunteers for projects/demonstrations/slide-shows for the upcoming meetings and whittle-ins.

Summer Schedule: Monthly meetings at Sertoma #4 will be on June 5th, July 10th, and August 7th, 5pm to dark.

Capital Art Fair- August 4th and 5th. You can sell at this event if you want to.

Reading Day- June 1st, 10-4 at the Capital by the Heritage Center. About 4000 kids mostly kindergarten to second grade.



This project is supported in part by a grant from the North Dakota Council on the Arts, which receives funding from the state legislature and the National Endowment for the Arts.

Also supported by grants from Dakota West Arts Council and Montana Dakota Resources Group.

Corn Feed- August 19th at Buck-stop Junction.

Apple-fest- September 22nd and 23rd. Doug Emerson said they're looking at maybe having the club members spend a whittle in carving items to be given out at the event for a donation to the Bismarck Cancer Center Foundation. We could look into doing this every year. Doug Emerson is still working on the t-shirts.

Frank reminded us that expressing interest in a carving class does not mean you're in the class. Make sure you pay the class fee as soon as possible so you get a spot.

Summer Whittle-In Schedule

Summer whittle-in will be held at Sertoma Park, Shelter 4. They run from 5:00 – 8:00 PM. Come when you can and stay as long as you can. Bring a sack lunch or stop at a fast food store if you like. Be prepared to listen to some wild stories from your fellow carvers. Bring a project to carve and if you need some help, there's always someone to lend you a hand. The whittle-in are, June 5, July 10, and Aug. 7. Happy carving.

The Wahpeton Weekend is June 22-23-24

the cost is \$150/person (double Occupancy) \$170 if you want a room by yourself
This covers classrooms, all the food you can eat and a bed for the weekend.

Where else can you get this kind of deal plus vendors, The Woodcraft Shop, Kranz Woods, Moore Roughtouts, plus many more offers from your instructors

Classes offered include:

Whimsy Bark Houses	Ken Amsbury,	materials cost \$20 + cost of bark
Human Bust	Dick Skauge,	\$30
Chip Carving	Wayne Gildseth	\$10 materials + projects
Wood Spirit	Robert Leclair	\$30
Grizzly Bear	Gary Paulsen	\$35
Fabric Classes:		

Quilt	Marcia Borgstadt	\$45
Jacket & tie scarf sweatshirt	Bev Mollberg	\$25 you furnish your own

Contact Larry Longtine

to sign up or for more information



NORTH DAKOTA COUNCIL ON THE ARTS

This project is supported in part by a grant from the North Dakota Council on the Arts, which receives funding from the state legislature and the National Endowment for the Arts.

Also supported by grants from Dakota West Arts Council and Montana Dakota Resources Group.

Clark Schreibeis habitat and Brown Trout painting class

For our spring 2012 spring carving seminar, Clark Schreibeis of Billings, Montana gave a habitat and Brown Trout painting class for the Flickertail Woodcarving club. In 1981, Clark opened his studio in Billings, Montana and began mounting fish and birds for area sportsmen. He soon gained a reputation for his life-like fish and bird mounts and quickly became one of the West's premier taxidermists. He began entering taxidermy competitions in 1985 and soon accumulated a long list of Best of Shows, Best of Categories, and numerous special awards.

Clark has spent hundreds of hours studying fish anatomy, color, habitat, as well as artistic composition and design. His training in these disciplines rekindled his desire to sculpt and he began to do carvings in wood depicting fish in their natural habitat.

Clark's first attempt at wood sculpture was a carved brown trout that won Best of Show at a taxidermy competition. A Golden trout was his next subject, which won Best of Show at the World Freshwater Fish Carving Championships in Traverse City, Michigan. Demonstrating his commitment to perfecting his artistic skills, he continues to win top honors at regional, national, and world competitions.

In 1995, 1997, and 1999 Clark won "Best in World" Fish Carving at the World Fish Carving Championships making him the first and only carver to ever win the "World Champion" title three times in a row.

Twelve members took Clark's class, which was held April 20-22, 2012 at Bob Pedigo's garage. Clark first demonstrated how to use existing driftwood or create driftwood to mount the trout. After each participant created their driftwood mount, Clark demonstrated how to make several types of rock. The participants really had a blast making rocks for their mounts.

Next Clark went through a detail discussion and demonstration on the workings of an airbrush and how to maintain the airbrush in good operating order. Everyone became more comfortable with their airbrush after Clark's presentation. Then came the hard part – painting. Painting little donuts on the side of the Trout had everyone going mad. As the painting steps went along, everyone started to get more comfortable painting and ended up with some nice looking Brown Trout. This was by far the best airbrushing class anyone has taken and everyone was more confident in going home to do more airbrushing.



**This project is supported in part by a grant from the North Dakota Council on the Arts, which receives funding from the state legislature and the National Endowment for the Arts.
Also supported by grants from Dakota West Arts Council and Montana Dakota Resources Group.**

Pictures Below Courtesy of Doug Emmerson



Clark Schreibeis demonstrating how to create habitat.



Clark Schreibeis demonstrating how to make rocks.



**This project is supported in part by a grant from the North Dakota Council on the Arts, which receives funding from the state legislature and the National Endowment for the Arts.
Also supported by grants from Dakota West Arts Council and Montana Dakota Resources Group.**



Clark Schreibeis demonstrating the first step of airbrushing the Brown Trout.



Clark Schreibeis demonstrating the next step of airbrushing the Brown Trout.



**This project is supported in part by a grant from the North Dakota Council on the Arts, which receives funding from the state legislature and the National Endowment for the Arts.
Also supported by grants from Dakota West Arts Council and Montana Dakota Resources Group.**



Cliff Horner airbrushing his Brown Trout.



Frank Koch airbrushing donuts on his Brown Trout.



This project is supported in part by a grant from the North Dakota Council on the Arts, which receives funding from the state legislature and the National Endowment for the Arts. Also supported by grants from Dakota West Arts Council and Montana Dakota Resources Group.



Jim Lindseth working on his Brown Trout.



Deb Emerson putting on some final touches on her Brown Trout.



NORTH DAKOTA COUNCIL ON THE ARTS


**This project is supported in part by a grant from the North Dakota Council on the Arts, which receives funding from the state legislature and the National Endowment for the Arts.
Also supported by grants from Dakota West Arts Council and Montana Dakota Resources Group.**

Finished Brown Trout Picture Courtesy of Warren Schlecht



Flickertail 2012 Annual Woodcarving Show Preview

The Annual woodcarving show will be at the Doublewood Inn on Oct 13 & 14, 2012. Two classes will be offered. The Saturday and Sunday morning class will be taught by Judy Anderson, Fargo. Judy uses small pieces of bark to make the Christmas tree ornament size houses. Cost for the class will be \$20. The other class will be taught by Bob Guge. He has won 5 Best in World titles at the World Championship Wildfowl Carving Competition in Ocean City, Maryland.



In Bob's class the participants will make a $\frac{3}{4}$ size Kestrel. This class will be a power carving class and will require a dust collection system. The Kestrel will be texture with stones and wood burning. The Kestrel will be painted with brushes. Cost of the four day class (Wed. thru Sunday) will be \$150. Registration for the class will begin with the July newsletter.

ARTS
NORTH DAKOTA COUNCIL ON THE ARTS

This project is supported in part by a grant from the North Dakota Council on the Arts, which receives funding from the state legislature and the National Endowment for the Arts. Also supported by grants from Dakota West Arts Council and Montana Dakota Resources Group.

Where are the Flickertail Club Exhibits?

The Old West Town exhibit is on display at the North Dakota Cowboy Hall of Fame, Medora, the North Dakota Wetlands exhibit was moved from the Harold Schafer Museum, Medora, to the Von Hoffman House. The Von Hoffman House will be set up with period furniture. The Wetland Birds will be displayed in the kitchen of the Von Hoffman house. The Memories of Rural North Dakota Folk Culture exhibit, by Frank Koch, is on display at the Buffalo Museum in Jamestown until Labor Day, it will then go the Hjemkomst Museum in Moorhead, MN.



Frank Koch's Caricatures



Finished Product of Frank's Demonstration, "Pete LaClair's "Caricature Painting Methods."



This project is supported in part by a grant from the North Dakota Council on the Arts, which receives funding from the state legislature and the National Endowment for the Arts. Also supported by grants from Dakota West Arts Council and Montana Dakota Resources Group.

**FLICKERTAIL WOODCARVERS
PO BOX 7473
BISMARCK ND 585007-7473**



NORTH DAKOTA COUNCIL ON THE ARTS

**This project is supported in part by a grant from the North Dakota Council on the Arts, which receives funding from the state legislature and the National Endowment for the Arts.
Also supported by grants from Dakota West Arts Council and Montana Dakota Resources Group.**

The Curling Chip

Klaes S. Welch, Editor –



The following is an article and a few pictures found at the National Geographic web site. Because our featured carver, Bob Guge, will be assisting us in power carving a Kestrel I thought you may enjoy information on the bird along with some pictures. **Editor.**

The American kestrel is usually found in close proximity to open fields, either perched on a snag or telephone wire or hovering in search of prey. The typical falcon-shaped wings are slim and pointed; the tail long and square-tipped. Sexes are of similar size. Adult male plumage is easily told from adult females and juveniles of both sexes. All have 2 bold, dark moustache marks framing white cheeks on the face and have the dark eyes typical of falcons. It hunts insects, small mammals, and reptiles from a perch or on the wing. Will hover above a field on rapidly beating wings, or soar in

place in strong winds above a hillside. Flight style is quick and buoyant, almost erratic, with wings usually swept back. Polytypic (New World 17 spp.; 2 in North America). Length 10.5" (27 cm); wingspan 23" (58 cm).

Identification Adult male: head has gray crown, rufous nape with black spot on either side, dark moustaches around white cheeks. Back is bright rufous with black barring on lower back. The tail is patterned with highly variable amounts of black, white, or gray bands. Wings are blue-gray with dark primaries. Underparts are white, washed with cinnamon. Adult female: head similar pattern to male, but more brown on crown. Back, wings, and tail are reddish brown with dark barring; subterminal tailband much wider than other bands. Underparts are buffy-white with reddish streaks. Juvenile male: head similar to adult, but less gray and with dark streaks on crown. Back is completely streaked, heavy streaks on breast. Juvenile female: very similar to adult female. Flight: light, bouncy flight is usually not direct and purposeful—often with “twitches” or hesitation. Light underwings and generally light body coloration. Males show a row of white dots (“string of pearls”) on the trailing edges of the underwings. Fans tail when hovering.

Geographic Variation Two subspecies occur in North America; widespread nominate *sparverius* is the typical migratory form. Subspecies *paulus*, from South Carolina to Florida, is smaller, the male with less barring on the back and fewer spots on its undersides, essentially nonmigratory.

Similar Species Merlin appears darker in flight due to dark underwings, shorter tail. When perched, looks darker, more heavy-bodied, lacks the 2 moustaches. Peregrine falcon is larger, has wider wings, shorter tail, single heavy moustache. Eurasian kestrel is slightly larger, has 1 moustache, wedge-shaped tail; males have blue-gray tail and reddish wings.

Voice Loud, ringing *killy-killy-killy* or *klee-klee-klee* used all year round. Distinctive.

Status and Distribution Common in open areas, it ranges throughout North America, including much of Canada and into Alaska. Breeding: a cavity nester, it uses dead trees, cliffs, occasionally a dirt bank, and even a hollow giant cactus in the Southwest. It will also use man-made nestboxes placed high on trees and telephone poles. Up to 5 or 6 young per brood, depending on food availability. Migration: northern breeders follow traditional fall migration routes to wintering ranges in the southern United States and northern Mexico. Eastern populations use the coastlines more than the inland corridors, and are not reluctant to cross water. Spring migrants are only concentrated along the Great Lakes watch-sites. Winter: the majority of birds winter in the southern United States, often spaced out on every other telephone pole in agricultural areas. A small percentage winter in snow-covered states, the numbers depending on food sources.

Population Overall, numbers are stable. However, increases in the central United States are being offset by declines in the Northeast and the West Coast (California and Oregon). Eastern populations are thought to be




NORTH DAKOTA COUNCIL ON THE ARTS

This project is supported in part by a grant from the North Dakota Council on the Arts, which receives funding from the state legislature and the National Endowment for the Arts.

Also supported by grants from Dakota West Arts Council and Montana Dakota Resources Group.

affected by loss of open habitat due to 2 factors; human development and agricultural abandonment leading to reforestation, with a subsequent increase in [Cooper's hawk](#) predation.

—From the National Geographic book [Complete Birds of North America](#), 2006



NORTH DAKOTA COUNCIL ON THE ARTS

**This project is supported in part by a grant from the North Dakota Council on the Arts, which receives funding from the state legislature and the National Endowment for the Arts.
Also supported by grants from Dakota West Arts Council and Montana Dakota Resources Group.**

Bob Guge - Wood Sculptor

Born 1952 in Elgin, IL

Bob Guge's artistry celebrates the creation of one of God's most versatile creatures. Bob's reverential regard for birds and his desire to express himself as an artist using his God-given gift are integral parts of each work of art he completes. This attitude towards his carving has made him a world class carver and much sought after instructor. Bob has also co-authored several books on carving and painting wildfowl.

A self-taught artist, Bob has been carving since 1972 and was strongly influenced by his father, who made hunting decoys. As his father's pieces became more sophisticated and entered competitions, Bob's interest in birds and art grew. In a short time, puttering as a novice carver blossomed into a professional, artistic pursuit of wood sculpturing. Bob was also influenced by Harold Haertel and other artists.

Bob's many years of observing birds in the wild and studying the nuances that make each species unique, combined with careful scrutiny of photographs and preserved specimens, has honed his ability to capture the life essence of each bird in exquisite detail. A large population of birds migrate through his hometown area enabling Bob to study a wide variety of birds. Field research remains a priority when traveling throughout the country for exhibitions, competitions, and pleasure. Attention to distinctive facial details is a hallmark of his artistry. Bob's style over the years has changed from intricate, heavily textured carvings to a softness that is worked into each bird. He tames the harshness of a Blue Jay into a pensiveness that ensures attention appreciation, qualities necessary for all works of art.

Bob works with jelutong, a special type of wood imported from Malaysia, Tupilo from the swamps of the Southern U.S. and acrylics. These elements serve as a quiet backdrop that enhances the bird's natural attitude and personality ...integral parts of each work of art. Bob's intensive field research brings versatility to his work. Whether creating shore birds, songbirds, or birds of prey, each piece is a striking composition of realism, simplicity and reverence. His keen perception of each bird's unique characteristics and personality empowers him to create wood sculptures of classic quality that have earned him worldwide acclaim and the many prestigious awards. His carvings are included in the permanent collection of the North American Wildfowl Art Museum in Salisbury, Maryland; the prestigious Leigh Yawkey Woodson Art Museum in Wausau,



This project is supported in part by a grant from the North Dakota Council on the Arts, which receives funding from the state legislature and the National Endowment for the Arts.

Also supported by grants from Dakota West Arts Council and Montana Dakota Resources Group.

Wisconsin and in many private and corporate collections around the world.

Bob enjoys teaching all levels of woodcarving classes across the country and is currently working on a series of bird sculptures for the Danbury Mint in Connecticut as well as original carvings for Big Sky Carvers in Montana. He resides in Sleepy Hollow, IL., with his wife Jody. Together they have raised eight children, Seth, Joshua, Caleb, Jordan, Asher, Gabriel, Hannah, and Joy. Many of his children have followed in their father's footsteps with art. Bob and his son Joshua, who is also an excellent carver, together have started The Guge Institute of Wildlife Art (GIWA), where they teach carving classes throughout the year. Bob's work is very much a part of his family life and his family very much an integral part of his work. His love for his craft and his family are a blessing to all that know him.

Awards

Some of Guge's awards are as follows: Consistent Best of Show winner at competitions across the country, including 5 time Best in World title at the World Championship Wildfowl Carving Competition in Ocean City, Maryland.

The Guge Family

Bob resides in Sleepy Hollow, IL., with his wife Jody. Together they have raised eight children, Seth, Joshua, Caleb, Jordan, Asher, Gabriel, Hannah, and Joy. Many of his children have followed in their father's footsteps with art. Bob and his son Joshua, who is also an excellent carver, together have started The Guge Institute of Wildlife Art (GIWA), where they teach carving classes throughout the year. Bob's work is very much a part of his family life and his family very much an integral part of his work. His love for his craft and his family are a blessing to all that know him.

Judy Anderson, Biography

I was born in Fargo, ND and attended school in Page, ND. My family owned the local grocery (my least favorite job was candling eggs), funeral home (I helped with flowers. They were delivered by train and arranged by us), and movie theater (I saw all the movies many, many times and helped take tickets and clean up after words). After I was 11 years old I also lived on a



**This project is supported in part by a grant from the North Dakota Council on the Arts, which receives funding from the state legislature and the National Endowment for the Arts.
Also supported by grants from Dakota West Arts Council and Montana Dakota Resources Group.**

farm where we had chickens and feeder cattle. My favorite activity was riding my horse. I also helped train neighbors' horses.

The most unusual part of my childhood was I had the same nanny that took care of my Mother when she was small. Ella Bryant was Black and escaped with her Mother And Brother from slavery. Her father died in the escape. They lived in Wisconsin for a short time and then her Mother remarried and moved to ND to homestead in Page. They raised 6 children. All of the children graduated at the top of their class from Page High School. Her oldest brother went on to become a doctor and was with President Roosevelt at the Geneva Conference.. Ell died when I was 25. She was 2 months short of 100 years old.

I started college at North Dakota Academic College in 1960 and was there when the name was changed to North Dakota State University and changed 13th Street in Fargo to University Drive.

I left school to get married and had three children, Todd (now in Texas. He has 1 daughter, Jodi, 19 years old), Vicki Kunkel (lives in Colorado with her husband Jon and son Janzen 19, daughter Sabrina 21 is in college at UND and Darcy the mother of my first great granddaughter, Grace. Sabrina also works at the Grand Forks Air Force Base. Misti Pettenger (lives in Kissimmee, FL with her husband Ed and daughter Zoe, 12 years old, her son Bryce 21 is in the Air Force studying to be a Meteorologist).

I returned to NDSU in 1970 and finished my degree in Hotel/Hospital Management Housekeeping. I started work at American Crystal Sugar in Hillsboro in 1975 (this could fill a book), retiring in 2007.

In 1992 I remarried and then divorce in 2001 (that was another long story). The best part of that marriage was I learned to scuba dive and got to dive in Bonaire & Saba in the Caribbean and in Hawaii and Palau in the Pacific.

After the divorce I took classes in 2002 to become a master gardener and in 2003 I started classes in woodcarving. I am still taking classes to learn new ways to carve and garden. 'Since retiring I started Three Keys Carving. I sell a few carvings and teach classes on bark whimsical houses and gouge carving of purses, coasters, and boxes.

I love to read, knit caps and scarves to give away, garden and carve. I also like to work on Habitat for Humanity Homes and serve as a Fargo Senior Commissioner locally. I have taken up exercising and will complete my 3rd half marathon at the Fargo Marathon this summer. I love spending time with my family and really enjoy babysitting my new great granddaughter, Grace when her parents are in town.



NORTH DAKOTA COUNCIL ON THE ARTS

This project is supported in part by a grant from the North Dakota Council on the Arts, which receives funding from the state legislature and the National Endowment for the Arts.

Also supported by grants from Dakota West Arts Council and Montana Dakota Resources Group.

43rd Annual **Flickertail Woodcarving Show**
 October 13 & 14, 2012
 Doublewood Inn, Hwy 83 & I-94
 Bismarck, ND

Name _____ Spouse _____
 Street _____ City _____
 State _____ Zip _____
 Phone _____ Email _____

Please complete the following by writing the amount for the events you plan to participate in. Note that the class size is limited to 12 and the workshops are filled in order of reception date and show participants are given priority over nonparticipants. Material fees are to be paid to the instructor. **NOTE: You may email me or call me with your intent to take the class, when you receive the newsletter, and then have seven days to remit the class fee and show registration. Current club members have priority over new or nonmembers.**

See Woodcarving Class Descriptions

Bob Guge, Thurs-Sun. (Kestrel) Oct. 11 – 14	\$150.00	_____
Judy Anderson, Bark Ornaments , Sat. & Sun. Morn (Non-carving projects)	\$20.00	_____
Gynnel Torgeson: Sat. & Sun. Morning's	\$15.00	_____
Carvers Registration fee - all meals included	\$50.00	_____
Banquet Only, Saturday evening	\$18.00	_____
Non Carvers Registration fee- all meals included	\$45.00	_____
Extra table (if available)	\$ 5.00	_____
	Total	_____

Electricity will be available at center of exhibit area, please bring an extension cord if you need electricity.

PLEASE BRING A DROP CLOTH TO CARVE OVER

This carving show will allow you to sell your carvings at the show if you wish to. If you sell an item, another item should replace it. Pricing of carvings should be done by using a small tag.

There will be a carving **exchange** Saturday evening at the banquet.

Return the completed registration form with a check by **Sept. 23, 2012** to:

Frank Koch,



NORTH DAKOTA COUNCIL ON THE ARTS

This project is supported in part by a grant from the North Dakota Council on the Arts, which receives funding from the state legislature and the National Endowment for the Arts.

Also supported by grants from Dakota West Arts Council and Montana Dakota Resources Group.

43th Annual Flickertail Woodcarving Show
October 13 & 14, 2012
Doublewood Inn, Bismarck, ND

The Flickertail Woodcarving Club invites all woodcarvers to participate in a fun filled weekend consisting of learning, sharing, and camaraderie. We have put together a program consisting of workshops for the carvers and non-carvers, woodcarving demonstrations, and exhibition of carvings by the show participants.

AGENDA:

Friday: **Setup:** 6:00 - 8:30 pm (If room is available)
Saturday: **Setup:** 7:30 - 11:00 am
 Workshops: 8:00 - 11:15 am
 Brunch: 11:30 am-12:10 pm (cost included in registration fee)
 Exhibits: open to the public, 12:15 - 5:00 pm
 Social Hour: 5:30 - 6:15 pm
 Dinner: 6:15 pm, (cost included in registration fee)
 Bob Guge - Banquet Speaker
 Exchange of carvings
Sunday: **Workshops:** 8:00 - 11:15 am
 Carving for Kids: 8:30 - 11:15 am
 Brunch: 11:30 - 12:15 (cost included in registration fee)
 Exhibits: open to the public 12:15 - 4:30 pm
 Drawing for prizes: 3:30 pm

Early departures are discouraged unless prearranged. A block of rooms has been set aside at the **Doublewood Inn** (Flickertail group) for the carvers at a special rate of \$84.00 for single or double rooms. **Staying at the Doublewood Inn helps reduce the rental cost of the Doublewood Inn. Therefore if you stay at the Doublewood Inn you are eligible for a \$5 per night refund (contact Ron Holtz, Treasurer).** You must book these rooms **by September 23, 2012.** Children stay free. The phone number at the Doublewood Inn is 800-554-7077. For additional information contact Frank Koch



NORTH DAKOTA COUNCIL ON THE ARTS

This project is supported in part by a grant from the North Dakota Council on the Arts, which receives funding from the state legislature and the National Endowment for the Arts.
Also supported by grants from Dakota West Arts Council and Montana Dakota Resources Group.

Annual Woodcarving Show at Doublewood Inn, Bismarck

The 43th Annual Flickertail Woodcarving show will again be held at the Doublewood Inn. The motel will provide tables, chairs, and a **table cover**. We will be able to set up Friday evening if the room is not rented, we will know when we get closer to the show date. I will try to communicate by **email** a couple of days before the show. Please bring a drop cloth to help retain the chips; a cloth drop cloth (like an old bed sheet) does a better job than a plastic drop cloth.

Class and Registration Fee Refund Policy

The following policy is in effect in the event you have to cancel your class.

- If you cancel before Sept.1, 2012, you get a full refund of the class fee
- If you cancel between Sept. 1, 2012, and Sept.15, 2012, you get 50% of the class fee refunded.
- If you cancel after Sept. 15, 2012, there is **NO** refund.

Bob Guge - Kestrel Class Information: A self-taught artist, Bob has been carving since 1972 and was strongly influenced by his father, who made hunting decoys. As his father's pieces became more sophisticated and entered competitions, Bob's interest in birds and art grew. In a short time, puttering as a novice carver blossomed into a professional, artistic pursuit of wood sculpturing. His keen perception of each bird's unique characteristics and personality empowers him to create wood sculptures of classic quality that have earned him worldwide acclaim and the many prestigious awards. His carvings are included in the permanent collection of the North American Wildfowl Art Museum in Salisbury, Maryland; the prestigious Leigh Yawkey Woodson Art Museum in Wausau, Wisconsin and in many private and corporate collections around the world. Some of Guge's awards are as follows: Consistent Best of Show winner at competitions across the country, including 5 times "Best in World" title at the World Championship Wildfowl Carving Competition in Ocean City, Maryland.

Bob will teach the woodcarving of a two-thirds size Kestrel. The four day class will start on Wednesday Oct. 10 (8:30 am) and end on Sunday morning, Oct. 14 (Sat. and Sun. class in the morning only). Cost of the class is \$150 which includes a blank and eyes. This a power carving class so a dust collection system is required. Texturing will be done with power and wood-burning. Plan to bring an assortment of acrylic paint, brushes and an electrical extension cord. The class will meet at the Trinity Lutheran Church basement for Wednesday thru Friday.



NORTH DAKOTA COUNCIL ON THE ARTS

This project is supported in part by a grant from the North Dakota Council on the Arts, which receives funding from the state legislature and the National Endowment for the Arts.

Also supported by grants from Dakota West Arts Council and Montana Dakota Resources Group.

Judy Anderson – Bark Ornaments Class Information

Bark Ornament

The project for this class will be a small items carved from bark that can be used as Christmas tree ornaments. Judy will have small pieces of bark you can choose from, and metal hangers to make them hanging ornaments. Cost of the Sat. and Sun. morning (Oct. 13 & 14) class is \$20. Bring assortment of small tools, acrylic paint and brushes. Class will be at the Doublewood Inn.

This is a brief bark carving biography sent to me from Judy Anderson. (she was waiting for her ride to the Wahpeton Wood Carving Weekend):

My first bark carving was at Wahpeton Weekend with Rick Jenson in 2004

I also took a class from Ken Armsbury when he was feature carver at the Fargo Show

I really enjoy bark because it is usually easy and will give me ideas of what to make from it. and whatever happens you can make something out of it.

I once had a castle done and was hollowing out the back when a soft spot took out a hole on the front. instead of throwing it away I burnt around the edges of the hole and it looked like the castle had been under siege. Turned out to be one of my best pieces.

Lately my Grandchildren have been getting tiny bark houses to hand on there Christmas trees or just to make a villege that doesn't take up so much space.

Judy

Non Carving Projects

Saturday & Sunday, 8 – 11:15 am, Doublewood Inn Conference Room,

Gynnel Torgeson - Knit Potato Chip Scarf Class Information

Why knit a Potato Chip Scarf? Because, like potato chips you can't eat just one. After the first scarf you'll want to knit more.

You will need 1 ball or 200 yards of worsted weight of finer yard depending upon how long you want the scarf, size 8 or 10 knitting needles (circular or single pointed – NOT double pointed), and a scissors.

Gynnel will have a few kits available if you do not have the above supplies. The cost will be based on the supplies you need.

See y'all in October. We'll have fun!!

+++++



NORTH DAKOTA COUNCIL ON THE ARTS

This project is supported in part by a grant from the North Dakota Council on the Arts, which receives funding from the state legislature and the National Endowment for the Arts.

Also supported by grants from Dakota West Arts Council and Montana Dakota Resources Group.



Habitat for Clark Schreibeis' Brown Trout Class – Picture by Warren Schlecht



Bob Pedigo – Painting his Brown Trout – Picture by Warren Schlecht



**This project is supported in part by a grant from the North Dakota Council on the Arts, which receives funding from the state legislature and the National Endowment for the Arts.
Also supported by grants from Dakota West Arts Council and Montana Dakota Resources Group.**



Doug Smith and Airbrush – Picture by Warren Schlecht

ATTENTION: Fellow Woodcarvers,

Our club has decided to support the Bismarck Cancer Center at their "Apple fest" festival this year which will be held on September 22, 23. Apple fest is a fund raiser which goes to support cancer patients who are being treated. Funds are used for education, supplies, etc. and also to support family members who are helping their loved ones during their treatment.

Each year some of our club members demonstrate at Apple fest as part of the festival.

What we would like to do this year is to have many carved hearts available at the woodcarvers display table. Any person who donates a certain amount (\$15 to \$20 and higher) to the Cancer Center at our table during Apple fest would be allowed to select one of the carved hearts to take home. At the end of Apple fest, our club would give %100 of those donations to the Bismarck Cancer Center.

What we are asking is that as many carvers as possible carve a few of these projects this summer and give them to the club by the September Whittle-In. If you can't make it to the whittle-in, then you may call President Doug Emerson Frank Koch or myself to make arrangements to get the hearts to us.

The projects themselves are small hearts (2" to 3" by 1/4" thick) with quilt patterns painted on them. Clara Yonker provided a picture which is attached that shows some she has done. The designs Clara did have the outline of the quilt pattern wood-burned on, then painted. However, painting without the wood-



NORTH DAKOTA COUNCIL ON THE ARTS

This project is supported in part by a grant from the North Dakota Council on the Arts, which receives funding from the state legislature and the National Endowment for the Arts.

Also supported by grants from Dakota West Arts Council and Montana Dakota Resources Group.

burning step would be fine also. If you have any questions about the projects you can call any of the three listed above.

These would be nice projects to take along to the park, or to carve on the deck while enjoying the nice summer weather we have been having. This is a nice way to keep carving this summer and also to help out with a good cause.

Happy Carving. Bob Pedigo



ATTENTION: (added 06-27-2012)

I want to update you all on a website I found that has hundreds of quilt patterns which can be used to decorate the carved hearts. The patterns are free and you may print out the page from the website. The best thing I found is that the small picture of the pattern is exactly the right size to trace onto the hearts that I cut out - no enlarging or reducing.

If there is a quilter in your family they may also be interested in this website. Many patterns for quilts that are both old and new. I saw some patterns on the site that were like quilts my grandmother had on the beds when we would visit her.

The website address is <http://www.quilterscache.com/quiltblocksgalore.html>

Check it out.

Bob Pedigo



This project is supported in part by a grant from the North Dakota Council on the Arts, which receives funding from the state legislature and the National Endowment for the Arts.

Also supported by grants from Dakota West Arts Council and Montana Dakota Resources Group.

**FLICKERTAIL WOODCARVERS
PO BOX 7473
BISMARCK ND 585007-7473**



**This project is supported in part by a grant from the North Dakota Council on the Arts, which receives funding from the state legislature and the National Endowment for the Arts.
Also supported by grants from Dakota West Arts Council and Montana Dakota Resources Group.**

The Curling Chip



This is the last newsletter before our fall 2012 show; October 13-14 at the Doublewood Inn, Bismarck. We are very excited about the guest carvers we have scheduled.

Some of the members have been busy carving "memory hearts" that will be given to persons who donate to the Bismarck Cancer Center Foundation. They will be available at the Apple Fest – Bismarck, September 22-23 at Buckstop Junction.

International Woodcarvers Congress by Doug Emerson

On June 15, Deb and I attended the International Woodcarvers Congress in Maquoketa, Iowa. This is the first time we attended a large carving show. Needless to say, we were very impressed. The Congress is known for its competition, which includes 85 categories and awards worth more than \$17,000. They had numerous carving classes going on and visitors were welcome to watch. I also spent some time at the vender booths purchasing several items that I just could not live without.

Canadian carver Fred Zavadil of Windsor, Ont., won the coveted Best of Show prize for his piece *Dreams* (fig. 1). Josh Guge of Gilberts, Ill., won First Runner Up Best of Show award for his piece, *Family of Ruby's* (fig. 2). Rick Harney, featured carver at the 2011 Flickertail Woodcarvers annual show, had a great carving of himself, which won numerous ribbons (fig. 3). If you ever have the chance to attend another woodcarving show, you will meet lots of great people, see some great work, and come away with lots of carving ideas.



This project is supported in part by a grant from the North Dakota Council on the Arts, which receives funding from the state legislature and the National Endowment for the Arts.
Also supported by grants from Dakota West Arts Council and Montana Dakota Resources Group.



Figure 1. -- Dreams by Fred Zavadil.



**This project is supported in part by a grant from the North Dakota Council on the Arts, which receives funding from the state legislature and the National Endowment for the Arts.
Also supported by grants from Dakota West Arts Council and Montana Dakota Resources Group.**



Figure 2. -- Family of Ruby's by Josh Guge.



This project is supported in part by a grant from the North Dakota Council on the Arts, which receives funding from the state legislature and the National Endowment for the Arts. Also supported by grants from Dakota West Arts Council and Montana Dakota Resources Group.



Figure 3. – Rick Harney by Rick Harney.

Nancy Dardis from Minnesota will be presenting two wood burning classes in Bismarck, November 3 & 4, 2012.

Nancy Dardis: (Minnesota) Nancy does commission woodburning pieces for clients throughout the US. She specializes in wildlife, animals, eagles, hawks. Excellent instructor and well-organized classes.

Please post the following woodcarving posters, everywhere!



This project is supported in part by a grant from the North Dakota Council on the Arts, which receives funding from the state legislature and the National Endowment for the Arts.
Also supported by grants from Dakota West Arts Council and Montana Dakota Resources Group.

Visit the 43rd Annual
Flickertail Woodcarving Show
Doublewood Inn

I-94 & Hwy 83 Bismarck, ND

October 13-14, 2012

Saturday: noon - 5:00 pm

Sunday: noon - 4:30 pm

FREE ADMISSION

Register for Beginning Woodcarving Classes

Woodcarving Demonstrations

Purchase Raffle tickets

Woodcarving Supplies for Sale

Woodcarvings for Sale from Exhibitors

More information: Frank Koch

***This year's featured carver is Bob Guge,
World Champion Bird Carver .***



NORTH DAKOTA COUNCIL ON THE ARTS

This project is supported in part by a grant from the North Dakota Council on the Arts, which receives funding from the state legislature and the National Endowment for the Arts.

Also supported by grants from Dakota West Arts Council and Montana Dakota Resources Group.

43rd Annual **Flickertail Woodcarving Show**
October 13 & 14, 2012
Doublewood Inn, Hwy 83 & I-94
Bismarck, ND

Name _____ Spouse _____
Street _____ City _____
State _____ Zip _____
Phone _____ Email _____

Please complete the following by writing the amount for the events you plan to participate in. Note that the class size is limited to 12 and the workshops are filled in order of reception date and show participants are given priority over nonparticipants. Material fees are to be paid to the instructor. **NOTE: You may email me or call me with your intent to take the class, when you receive the newsletter, and then have seven days to remit the class fee and show registration. Current club members have priority over new or nonmembers.**

See Woodcarving Class Descriptions

Bob Guge, Thurs-Sun. (Kestrel) Oct. 11 – 14	\$150.00	_____
Judy Anderson, Bark Ornaments, Sat. & Sun. Morn (Non-carving projects)	\$20.00	_____
Gynnel Torgeson: Sat. & Sun. Morning's	\$15.00	_____
Carvers Registration fee- all meals included	\$50.00	_____
Banquet Only, Saturday evening	\$18.00	_____
Non Carvers Registration fee- all meals included	\$45.00	_____
Extra table (if available)	\$ 5.00	_____
Total		_____

Electricity will be available at center of exhibit area, please bring an extension cord if you need electricity.

PLEASE BRING A DROP CLOTH TO CARVE OVER

This carving show will allow you to sell your carvings at the show if you wish to. If you sell an item, another item should replace it. Pricing of carvings should be done by using a small tag.

There will be a carving **exchange** Saturday evening at the banquet.

Return the completed registration form with a check by **Sept. 23, 2012** to:
Frank Koch,



NORTH DAKOTA COUNCIL ON THE ARTS

This project is supported in part by a grant from the North Dakota Council on the Arts, which receives funding from the state legislature and the National Endowment for the Arts.
Also supported by grants from Dakota West Arts Council and Montana Dakota Resources Group.

43th Annual Flickertail Woodcarving Show
October 13 & 14, 2012
Doublewood Inn, Bismarck, ND

The Flickertail Woodcarving Club invites all woodcarvers to participate in a fun filled weekend consisting of learning, sharing, and camaraderie. We have put together a program consisting of workshops for the carvers and non-carvers, woodcarving demonstrations, and exhibition of carvings by the show participants.

AGENDA:

Friday: **Setup:** 6:00 - 8:30 pm (If room is available)

Saturday: **Setup:** 7:30 - 11:00 am

Workshops: 8:00 - 11:15 am

Brunch: 11:30 am-12:10 pm (cost included in registration fee)

Exhibits: open to the public, 12:15 - 5:00 pm

Social Hour: 5:30 - 6:15 pm

 Dinner: 6:15 pm, (cost included in registration fee)

 Bob Guge - Banquet Speaker

 Exchange of carvings

Sunday: **Workshops:** 8:00 - 11:15 am

 Carving for Kids: 8:30- 11:15am

Brunch: 11:30 – 12:15 (cost included in registration fee)

Exhibits: open to the public 12:15 - 4:30 pm

 Drawing for prizes: 3:30 pm

Early departures are discouraged unless prearranged. A block of rooms has been set aside

at the **Doublewood Inn** (Flickertail group) for the carvers at a special rate of \$84.00 for single

or double rooms. **Staying at the Doublewood Inn helps reduce the rental cost of the**

Doublewood Inn. Therefore if you stay at the Doublewood Inn you are eligible for a \$5

per night refund (contact Ron Holtz, Treasurer). You must book these rooms **by**

September 23, 2012. Children stay free. The phone number at the Doublewood Inn is

800-554-7077. For additional information contact Frank Koch

Annual Woodcarving Show at Doublewood Inn, Bismarck

The 43th Annual Flickertail Woodcarving show will again be held at the Doublewood Inn.



NORTH DAKOTA COUNCIL ON THE ARTS

This project is supported in part by a grant from the North Dakota Council on the Arts, which receives funding from the state legislature and the National Endowment for the Arts.

Also supported by grants from Dakota West Arts Council and Montana Dakota Resources Group.

The motel will provide tables, chairs, and a **table cover**. We will be able to set up Friday evening if the room is not rented, we will know when we get closer to the show date. I will try to communicate by **email** a couple of days before the show. Please bring a drop cloth to help retain the chips; a cloth drop cloth (like an old bed sheet) does a better job than a plastic drop cloth.

Class and Registration Fee Refund Policy

The following policy is in effect in the event you have to cancel your class.

- If you cancel before Sept. 1, 2012, you get a full refund of the class fee
- If you cancel between Sept. 1, 2012, and Sept. 15, 2012, you get 50% of the class fee refunded.
- If you cancel after Sept. 15, 2012, there is **NO** refund.

Judy Anderson – Bark Ornaments Class Information

Bark Ornament

The project for this class will be a small items carved from bark that can be used as Christmas tree ornaments. Judy will have small pieces of bark you can choose from, and metal hangers to make them hanging ornaments. **Cost of the Sat. and Sun. morning (Oct. 13 & 14) class is \$20.** Bring assortment of small tools, acrylic paint and brushes. Class will be at the Doublewood Inn.



This project is supported in part by a grant from the North Dakota Council on the Arts, which receives funding from the state legislature and the National Endowment for the Arts.
Also supported by grants from Dakota West Arts Council and Montana Dakota Resources Group.

Flickertail Woodcarvers Calendar of Events, 2012-2013

Date	Event	Subject	Host
Tues, Sept. 4	Whittle-In, 7-9 pm	Memory Hearts	Clara Yonker
Sat. Sept. 15	Monthly Mtg, 9-11am	Italy Art	Bob Pedigo
Tues. Oct. 2.	Whittle-In, 7-9 pm	Pelican on Post	Frank Koch
Sat. Oct. 10-14	Bird Carving	Kestrel	Bob Guge
Sat-Sun, Oct. 13-4	Woodcarving show	Doublewood Inn	Frank Koch
Tues. Oct. 16	Class	Beginning carving class	Frank Koch
Sat. Oct. 20	Monthly Mtg, 9-11am	Golf Ball Caricatures	Larry Brewster
Tues. Nov. 6	Whittle-In, 7-9 pm	Bird Pin	Cliff Horner
Sat. Nov. 17	Monthly Mtg, 9-11am	Caricature Bird	Ron Holtz
Tues. Dec. 4	Whittle-In, 7-9 pm	Christmas Ornament	Mitch Olson
Mon. Dec. 10	Club Xmas Party	Doublewood Inn, 5:30	Frank Koch
Sat. Dec. 15	Monthly Mtg, 9-11am	Christmas Ornament	Perry Cook
Tues. Jan. 8	Whittle-In, 7-9 pm	Snow Snakes	Ron Holtz
Sat. Jan. 19.	Monthly Mtg, 9-11am	TBA	Troy Frieze
Tues. Feb. 5.	Whittle-In, 7-9 pm	Love Spoon	Frank Koch
Sat. Feb. 16	Monthly Mtg, 9-11am	Interlocking Hearts	Jim Lindseth
Tues. March 5	Whittle-In, 7-9 pm	Knife Blade Covers	Doug Emerson
Sat. March 16	Monthly Mtg, 9-11am	Face Stick	Bob Pedigo
Tues. April 2	Whittle-In, 7-9 pm	Face Stick , cont.	Bob Pedigo
Sat-Sun April 20-1	Fargo Carving Show	Doublewood Inn	Larry Longtine
Sat- Sun, April 26-8	Carving Class	Totem Pole	George Gulli
Tues. May 7	Whittle-In, 7-9 pm	TBA	Ron Torgeson
Sat. May 18	Monthly Mtg, 9-11am	Chip Carved Coaster	Al Braunagel



NORTH DAKOTA COUNCIL ON THE ARTS

This project is supported in part by a grant from the North Dakota Council on the Arts, which receives funding from the state legislature and the National Endowment for the Arts.

Also supported by grants from Dakota West Arts Council and Montana Dakota Resources Group.

**FLICKERTAIL WOODCARVERS
PO BOX 7473
BISMARCK ND 585007-7473**



NORTH DAKOTA COUNCIL ON THE ARTS

**This project is supported in part by a grant from the North Dakota Council on the Arts, which receives funding from the state legislature and the National Endowment for the Arts.
Also supported by grants from Dakota West Arts Council and Montana Dakota Resources Group.**

The Curling Chip

Editor: Klaes Welch

September 15, 2012



Flickertail Woodcarving Club Monthly Meeting Trinity Lutheran Church

Bob Pedigo presented a slide show of his recent trip to Italy. He showed photos of the architecture that is present in Italy and throughout the surrounding area. President Doug Emerson opened the monthly meeting. There were 12 members present and 4 guests.

No secretary report was read from the last meeting which was held in May, 2012.

Ron Holtz presented the treasurers report. He reported a checking account balance of \$5,700 after all deposits

are made and the expenses are paid. He noted that much of the funds in the account will be used to pay for the upcoming carving show to be held in October, 2012. It was moved and seconded to accept the treasurer's report.

The club was reminded that Apple Fest will again be held at Buckstop Junction on the east edge of Bismarck on Saturday and Sunday, September 22 & 23. This is an annual fundraiser for the Bismarck Cancer Center Foundation. The club will be giving away "Memory Heart" woodcarvings for donations given to the Foundation. Volunteers are needed to man the booth during the festival. There are over 120 memory hearts carved and ready to be given away.

Frank Koch reported there are 34 tables reserved for the annual show to be held at the Doublewood Inn in Bismarck on Saturday and Sunday, October 13 & 14, 2012. Featured carver this year is Bob Guge who is a world champion bird carver. His class will be held on Wednesday thru Sunday and has met the maximum number of students allowed.

Frank encouraged everyone to put up the posters and signs around town to advertise the show.

He also reported that there is a class on wood burning to be held on Saturday and Sunday, November 3 & 4. There will be one class on each day and there are still some openings. The cost will be \$35/individual. The instructor is a lady from Minnesota.

Frank also reminded the club to check the website for upcoming classes and whittle-in projects. The whittle-in projects are filling in nicely with very few projects to be determined at a later date.

Frank also reported that Ian Norbury is scheduled to be the featured carver at the 2013 annual show. He encourages the use of a vice for his projects. Bob Pedigo is planning on

ARTS

NORTH DAKOTA COUNCIL ON THE ARTS

This project is supported in part by a grant from the North Dakota Council on the Arts, which receives funding from the state legislature and the National Endowment for the Arts.

Also supported by grants from Dakota West Arts Council and Montana Dakota Resources Group.

ordering a vice and asked that those interested in buying the vice he is getting in contact him so he can order enough at this time. The cost of the vice is around \$115-125 depending upon shipping costs, etc. The vice can be viewed online at

www.veritastools.com

The housing issue for the featured carver was presented and it was noted that Frank has been kind enough to let the featured carver stay at his house during the show. In the past, the club has reimbursed Frank \$15 for the expenses. It was properly moved and seconded to increase the reimbursement from \$15 to \$25 starting with the 2012 show. Motion passed.

Ron Holtz reported he had 2,000 raffle tickets printed and he still has some in his possession. The members were encouraged to try to sell some more raffle tickets to help the club defray some of the expenses that we incur during the year.

It was also reported that Frank was recognized in a recent magazine article on his woodcarvings. He is being recognized by the ND Council of Arts for his contributions to the art of wood carving. Congratulations, Frank. Job well done.

Sam Lacher announced that since his woodcarving has become somewhat limited due to his health that he is donating his books and magazine library to the Flickertail Woodcarving Club. The library will be donated at a later date. Thank you for the years of service to the club and your donation. It is much appreciated.

Frank reported that the carousel display is now being shown at the Bismarck Library and all members are encouraged to view the display. It will be shown for the next couple of months. Frank indicated that the display was very well done.

No further business. Meeting was adjourned.

Warren Schlecht
Secretary

Annual Flickertail Christmas Party

The Annual Flickertail Woodcarvers Christmas Party will be on December 10 at the Bismarck Elks. We will meet at the Elks at 5:45 pm and start ordering our meals at about 6 - 6:15. Everyone will be ordering from the menu, SO the cost for the party depends on what YOU ORDER. We do need to make reservations in advance, SO it is important that you let me know if you plan to attend by the Dec. Whittle-In, Dec 4. If you order from the weekday menu you can order meals for under \$10. Call or email Frank Koch to reserve a spot




NORTH DAKOTA COUNCIL ON THE ARTS

This project is supported in part by a grant from the North Dakota Council on the Arts, which receives funding from the state legislature and the National Endowment for the Arts.

Also supported by grants from Dakota West Arts Council and Montana Dakota Resources Group.

NOTE: I have included a few simple ornament patterns for the upcoming Christmas season. Use as you wish. You can resize to the how big or how small you want your ornaments. In MS Word just put your mouse on the pattern and double click. Grab the corner edge and stretch or shrink **as desires**. I don't think you can do that if it is a pdf file.

Editor





This project is supported in part by a grant from the North Dakota Council on the Arts, which receives funding from the state legislature and the National Endowment for the Arts.
Also supported by grants from Dakota West Arts Council and Montana Dakota Resources Group.

These two articles I found on Woodcarver Illustrated. They are the same articles Bob Matzke put in his recent newsletter.

Carver's Lapboard

02/02/2010 21:03:00 [Charles Brown](#)

Font size:  



No room in the house is off limits with this portable carving station made from scrap.

The dimensions of the lapboard depend on a couple factors; I made mine to fit comfortably in my easy chair. Your physique and available materials also play a part in your dimensions.

Step 1: Cut out your keystone pieces. Set your table saw or miter saw to cut at a 5° angle. Make your first cut. Flip your piece end over end. Mark your piece so the long dimension will be 13/4" and make another cut. Continue cutting until you have 16 keystone pieces. I used several pieces of scrap; that way it keeps your hands away from the saw blade. Leave the two end pieces a little longer.

Step 2: Glue up the semi-circle rail. Place these keystone pieces side-by-side. Flip them back and forth until they form the semi-circle. The two long pieces will be your end pieces. Glue and clamp the pieces together, starting on one side. Work your way over to the other side. Allow the glue to dry, and sand it smooth.



This project is supported in part by a grant from the North Dakota Council on the Arts, which receives funding from the state legislature and the National Endowment for the Arts. Also supported by grants from Dakota West Arts Council and Montana Dakota Resources Group.

Step 3: Assemble the lapboard bottom.

Edge-glue the two pieces together. Trace the semi-circle rail onto the bottom, and mark the end pieces of the rail. Cut out this semi-circle with a scroll saw, bandsaw, or jigsaw and trim the ends of the rail to fit. Sand the cutout to fit the rail.

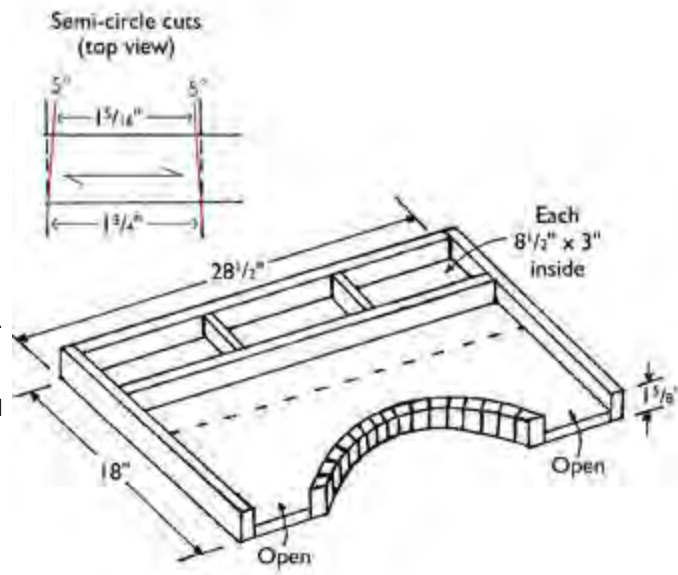
Step 4: Assemble the lapboard. Glue and nail the sides, back, and compartment to the bottom, as shown in the diagram.

Glue and nail the semi-circle rail in place.

Trim the end pieces to match the bottom.

Note: I left an opening to rest my arms on and to use as a cleanout. It is possible to add front pieces to completely enclose the lapboard. After assembly, I suggest you round over all edges for comfort.

Step 5: Apply your finish of choice. It is possible to leave it natural, but if you apply polyurethane, it will be easier to clean up.



This project is supported in part by a grant from the North Dakota Council on the Arts, which receives funding from the state legislature and the National Endowment for the Arts. Also supported by grants from Dakota West Arts Council and Montana Dakota Resources Group.

Custom Honing Board

01/31/2010 20:23:00 [Lora S. Irish](#)



This easy-to-make shop aid is a great way to keep your gouges and V-tools in tip-top shape

With just a few minutes of work, you can create this honing board customized to sharpen your specific gouges and V-tools. This honing board is small enough to include with your tool kit, yet large enough to allow extra space for new profiles as your tool collection grows.



Step 1: Mark the guidelines for your honing board. Place each gouge or V-tool face down upon the wood. Make a pencil mark at the edge of each tool tip. Allow $\frac{1}{4}$ " space between each tool and along the edge of your board. Use a metal ruler or T-square to extend your guidelines.




This project is supported in part by a grant from the North Dakota Council on the Arts, which receives funding from the state legislature and the National Endowment for the Arts. Also supported by grants from Dakota West Arts Council and Montana Dakota Resources Group.

Step 2: Make a stop cut along each guideline. Use a metal ruler and a bench knife. Your board will be divided down the middle. One section hones the bottom of your tools and is used with your tools face up. The second side hones the top side of your tools and is used with the tools face down.



Step 3 Cut the reverse-profile side of your board first. Use a straight chisel to remove the wood in the ¼" spaces and the side margin. Work from the centerline of your board towards one side. This will create a high, flat ridge for each of your gouges.



Step 4 Taper these spaces from the center of the board to the outer edge. The depth of the spaces is determined by the sweep of your gouges. With a straight chisel, taper the sides of the high ridges just enough so that your gouge drops over the sides when placed face down on the ridge.



Step 5 Place your gouge face down and begin cutting the ridge. Begin your work near the edge of the honing board. As you begin to develop the reverse profile cut, move your tool towards the center of the board. Keep the tool as flat to the honing board as possible. When your profile is completed, you should have a definite inverted “V” or “U” shape depending on the tool. Cut each reverse profile until the entire tool lies against the wood.



This project is supported in part by a grant from the North Dakota Council on the Arts, which receives funding from the state legislature and the National Endowment for the Arts. Also supported by grants from Dakota West Arts Council and Montana Dakota Resources Group.



Step 6 Shape the profile side of the honing board. Notice that the spaces between the gouge guidelines have not been cut or removed. Working with your tools face up, cut between the guidelines with each gouge or V-tool. Start your cuts near the edge of the honing board, and with each cut, work back towards the center of your board. Work each profile cut until the entire tool drops into the cut area.



Step 7 Choose your honing compound. There are a variety of honing compounds available. The top compound shown here is aluminum oxide, which is available in powder form. The red iron oxide and gold compound are shown in stick form. Red iron oxide compound in stick form contains a wax base that will help the abrasive adhere to your honing board's profiles.



Step 8 Shave a small amount of red iron oxide compound onto your honing board. Use a bench knife. Working the profile side first, push some of the rouge into the profile grooves. Now place your gouge over the abrasive, and pull the tool towards the edge of your board. This will pack the abrasive into the groove area.



This project is supported in part by a grant from the North Dakota Council on the Arts, which receives funding from the state legislature and the National Endowment for the Arts. Also supported by grants from Dakota West Arts Council and Montana Dakota Resources Group.



Step 9 Repeat the process for the reverse-profile side. Again, work the rouge onto the profile ridges from the center of the board towards the edge.

Materials

3/4" x 5" x 5" basswood
Pencil
Red oxide rouge

Tools

Metal ruler or T-square
Bench knife
Straight chisel
Gouges and V-tools to be honed on the board

The following are some pictures taken by our President, Doug Emerson during the 2012 Flickertail Wood Carver's annual show.



**This project is supported in part by a grant from the North Dakota Council on the Arts, which receives funding from the state legislature and the National Endowment for the Arts.
Also supported by grants from Dakota West Arts Council and Montana Dakota Resources Group.**



NORTH DAKOTA COUNCIL ON THE ARTS

**This project is supported in part by a grant from the North Dakota Council on the Arts, which receives funding from the state legislature and the National Endowment for the Arts.
Also supported by grants from Dakota West Arts Council and Montana Dakota Resources Group.**



From President Emerson:

Many of us just finished a wood burning class. Please bring your wood burning project this Sat. for a group show-and-tell. Vince, please bring yours again.
Doug



**This project is supported in part by a grant from the North Dakota Council on the Arts, which receives funding from the state legislature and the National Endowment for the Arts.
Also supported by grants from Dakota West Arts Council and Montana Dakota Resources Group.**

2012 Raffle Report

Ron Holtz, Chair

Club members sold 1520 tickets this year. The club netted \$1,285.64. These funds will be used for our various programs and expenses for the coming year; such as rent, organizational dues, room rebates and class projects.

The financial report for the raffle report is as follows:

Total Proceeds: \$1,520

Expenses:

Printing	\$197.96
Permit	25.00
Postage	<u>11.40</u>
Total	\$234.30

Net gain: \$1,285.64

Winners, addresses, and prizes were

Loretta Kesler, Bismarck	Carved Bird Feather , by Doug Emerson
Gene Belisle, Bismarck	Wolf Bust , by Bob Pedigo
Mikiel Ottmar, Bismarck	Bottle Stopper , by Frank Koch
Amy Frey, Bismarck	Pintail Drake , by Bob Matzke
John Mogren, Fessenden	Bark Carving , by Doug Smith
Lee Ball, Bismarck	Polar Bear , by Ron Davidson
Bob Dawson, Regina	Miniature Goose , Jim Lindseth
Pam Cook, Bismarck	Caricature Bear , by Vince Bitz
Terri Blotter, Bismarck	Chip Carved Plate , by Alvin Braunagel
Cathie Brereton, Lac D Bonnet CA	Brown Trout , by Perry Cook
Carol Bryntesen, Bismarck	Caricature Dog , Ron Holtz
Odell Ottmar, Bismarck	Lap Quilt , by Bonnie Cook
Roger Kupik, Bismarck	Fan Bird ,
Dale Heglund, Bismarck	Caricature Hobo , by Larry Brewster

From Ron Holtz: I want to thank Alvin Braunagel, Ed Ryan and Donna Grunett for helping me sell tickets at the door and Mitch Olson for using his “outside” voice in announcing the winners..

Thanks also to all the above who donated the prizes.



This project is supported in part by a grant from the North Dakota Council on the Arts, which receives funding from the state legislature and the National Endowment for the Arts.
Also supported by grants from Dakota West Arts Council and Montana Dakota Resources Group.

Flickertail Woodcarvers Calendar of Events, 2012-2013

Date	Event	Subject	Host
Tues, Sept. 4	Whittle-In, 7-9 pm	Memory Hearts	Clara Yonker
Sat. Sept. 15	Monthly Meeting, 9-11am	Italy Art	Bob Pedigo
Tues. Oct. 2.	Whittle-In, 7-9 pm	Pelican on Post	Frank Koch
Sat. Oct. 10-14	Bird Carving	Kestrel	Bob Guge
Sat-Sun, Oct. 13-4	Woodcarving show	Doublewood Inn	Frank Koch
Tues. Oct. 16	Class	Beginning carving class	Frank Koch
Sat. Oct. 20	Monthly Meeting, 9-11am	Golf Ball Caricatures	Larry Brewster
Tues. Nov. 6	Whittle-In, 7-9 pm	Bird Pin	Cliff Horner
Sat. Nov. 17	Monthly Meeting, 9-11am	Caricature Bird	Ron Holtz
Tues. Dec. 4	Whittle-In, 7-9 pm	Christmas Ornament	Mitch Olson
Mon. Dec. 10	Club Christmas Party	Doublewood Inn, 5:30	Frank Koch
Sat. Dec. 15	Monthly Meeting, 9-11am	Christmas Ornament	Perry Cook
Tues. Jan. 8	Whittle-In, 7-9 pm	Snow Snakes	Ron Holtz
Sat. Jan. 19.	Monthly Meeting, 9-11am	TBA	Troy Frieze
Tues. Feb. 5.	Whittle-In, 7-9 pm	Love Spoon	Frank Koch
Sat. Feb. 16	Monthly Meeting, 9-11am	Interlocking Hearts	Jim Lindseth
Tues. March 5	Whittle-In, 7-9 pm	Knife Blade Covers	Doug Emerson
Sat. March 16	Monthly Meeting, 9-11am	Face Stick	Bob Pedigo
Tues. April 2	Whittle-In, 7-9 pm	Face Stick , cont.	Bob Pedigo
Sat-Sun April 20-1	Fargo Carving Show	Doublewood Inn	Larry Longtine
Sat- Sun, April 26-8	Carving Class	Totem Pole	George Gulli
Tues. May 7	Whittle-In, 7-9 pm	TBA	Ron Torgeson
Sat. May 18	Monthly Meeting, 9-11am	Chip Carved Coaster	Al Braunagel



NORTH DAKOTA COUNCIL ON THE ARTS

This project is supported in part by a grant from the North Dakota Council on the Arts, which receives funding from the state legislature and the National Endowment for the Arts.

Also supported by grants from Dakota West Arts Council and Montana Dakota Resources Group.

**FLICKERTAIL WOODCARVERS
PO BOX 7473
BISMARCK ND 585007-7473**



**This project is supported in part by a grant from the North Dakota Council on the Arts, which receives funding from the state legislature and the National Endowment for the Arts.
Also supported by grants from Dakota West Arts Council and Montana Dakota Resources Group.**

The Curling Chip

Editor:



November 17, 2012

Flickertail Woodcarving Club Monthly Meeting

Trinity Lutheran Church

Ron Holtz provided the carving project for the morning whittle-in. The carving was of a caricature bird featured in a recent movie.

President Doug Emerson opened the monthly meeting. There were 17 members present.

The minutes from the October, 2012 meeting was read and approved.

Ron Holtz presented the treasurers report. The checking account balance after all the deposits are made and the bills are paid will be \$5,502. There are some bills from the last annual show to be paid as well some grant money to come in yet which will bring the estimated balance down to about \$1,500. A motion was made and seconded to approve the treasurer's report. Motion approved.

Frank Koch reported the Christmas Party will be held on Monday night, December 10' at the Bismarck Elks Club. Social will start at 6 o'clock with the meal following. There will be a woodcarving exchange as well as some door prizes. Let Frank know as soon as possible if you plan to attend. The cost will be whatever you choose for a meal.

Planning has started for the classes to be held in 2014. There has been a suggestion to carve a duck decoy. Frank has been in contact with Del Herbert who is a well known and respected duck carver. He would be available for the spring class or the featured carver at the fall show. A decision will be made later on when to have him come for a class.

There has been some discussion on moving the location of our annual shows held in October. We are currently under an agreement with the Doublewood Inn for the annual woodcarving show in October, 2013 but have the right to opt out of the agreement without penalty if canceled at least 2 months prior to the annual show in 2013. Frank



NORTH DAKOTA COUNCIL ON THE ARTS

This project is supported in part by a grant from the North Dakota Council on the Arts, which receives funding from the state legislature and the National Endowment for the Arts.

Also supported by grants from Dakota West Arts Council and Montana Dakota Resources Group.

indicated that the Academy Career Building on the BSC campus would be available. The fee is estimated at \$40/hour that the facility is used. Negotiations concerning the use of the Career Building in 2013 are continuing. More information will be coming later with a plan for a vote at a later date—possibly at the December meeting.

There has been some discussion on amending some of the sections of the club bylaws. The last time the bylaws have been updated was in 2006. Since 2006, some changes have occurred making the bylaws outdated and the feeling is the bylaws should be updated. Bob Pedigo presented the items to be addressed or changed in the bylaws. They are as follows:

Article II-Officers

Section 2. The following sentence would be added to section:

*a. President: The President shall have general supervision of all phases of the organization's activities; shall preside at all meetings of the organization and the Executive Board; shall appoint a nominating committee; appoint an annual show committee; appoint an active member to audit the books; and appoint any other committee necessary for the activity of the organization. **Add "The president may authorize, at his/her discretion, miscellaneous expenditures not to exceed \$100. If the president makes such an authorization, club members shall be advised of the reason for the expenditure at the next regular meeting and the information will be included in the minutes recorded at said meeting. "***

Article III-Executive Board

Section 1. "Composition of the Executive Board: The Executive Board shall be composed of the elected officers of the organization (***and delete " and two other active members at large, for a total of eleven members. "***)

Section 4. Duties and Responsibilities of Executive Board

Part b. "The executive board shall authorize the treasurer to pay bills under **\$200** and pay any bill for workshops to the extent that members pay their fee to the organization for attending the workshop."

Part d. "Any expenditure over **\$200** shall have the approval of the organization before it can be paid, except as specified in Article III, Section 4, paragraphs B&C above.

Article V-Nominations



This project is supported in part by a grant from the North Dakota Council on the Arts, which receives funding from the state legislature and the National Endowment for the Arts.
Also supported by grants from Dakota West Arts Council and Montana Dakota Resources Group.

Section 6. “Balloting: Voting shall be by ballot for any contested office. For out-of-town members, an absentee ballot will be included in the January/February issue of the club newsletter and will be e-mailed to those who have provided an e-mail address to the to the club members chairperson. Mailed absentee ballots will be returned to the election chairpersons home address. Ballots returned by e-mail will be returned to the election chairpersons personal e-mail account. Absentee ballots must be received by the annual meeting to be valid. The return address portion of the envelope will be retained and compared on the poll list as proof of balloting. For Ballots returned by e-mail, the ballots will be printed and will be available, along with the mailed ballots, at the annual meeting when elections take place.”

Article VI. Elections

Section 1. Election Time: Elections of officers (delete” and members-at-large”) shall be conducted at the annual meeting.

Section 3. Term of Office: The term of office for each officer (delete “and members-at-large”) shall be for two years from installation

Section 4. Years of election: The president-elect, secretary, membership/host chairperson, library chairperson, and newsletter editor (delete “and one member-at-large”) shall be elected on even number calendar years. The treasurer, program chairperson, and physical properties chairperson (delete “and one member-at-large”) shall be elected on odd numbered calendar years.

The changes/amendments to the bylaws will be voted on at the January 19, 2013 meeting.

No further business. Meeting was adjourned.

Warren Schlecht

Secretary



This project is supported in part by a grant from the North Dakota Council on the Arts, which receives funding from the state legislature and the National Endowment for the Arts.
Also supported by grants from Dakota West Arts Council and Montana Dakota Resources Group.

December 15, 2012

Flickertail Woodcarving Club Monthly Meeting

Trinity Lutheran Church

President Doug Emerson opened the monthly meeting. There were 12 members present.

The minutes from the November, 2012, meeting was read and approved.

Treasurer Ron Holtz reported that the bill at the Doublewood Inn has now been paid.

With all bills now paid and checks deposited, the checking account balance is now \$1,500. A DWAC grant has been approved but not received yet. The approved grant is for around \$1,700 which would bring the checkbook balance to \$3,200. A motion was made and seconded to approve the treasurer's report. Motion approved.

The recommended change in the club by-laws eliminating the 2 positions for the members-at-large was voted upon. Motion passed. Other recommended changes to the bylaws will be voted on at a later date. The recommended changes can be found in the minutes from the November 17, 2012, meeting.

Nominating committee chairman Warren Schlecht reported that the nominees for the offices to be voted upon in February are as follows:

Program Chairman-Frank Koch

Treasurer-Ron Holtz

Physical Properties Chairperson-Troy Frieze

Programs report

Frank reported that the Doublewood Inn has been notified that we will not have the annual woodcarving show in October, 2013. The show is scheduled to be held in the multi-purpose room in the Career Academy Building located on the campus of Bismarck State College. The plan is to participate in the different art classes held on campus with students on Friday interacting with them concerning the art of woodcarving and painting. The show will then be held on Saturday and Sunday.

George Gulli is planning to teach a class in late April, 2013. The carving will be of totem pole. Each student will be asked to provide their own wood for the project. The minimum size wood should be a 4"x4"x24" piece. The cost is projected to be less than \$100 per student.

Frank reported that he is trying to finalize plans with Ian Norbury as the featured carver for the 2013 annual show.

Frank has also been in contact with Del Herbert concerning the duck carving class to be held in May, 2014. The carving will be of a Green Wing Teal hen and will be a smoothie. The class decided that it would be appropriate to have a Thursday, Friday, and Saturday class and is scheduled to be held during the second week in May, 2014.

Klaes Welch reported he would like to send the club newsletter out in late December.

Anyone wishing to provide articles, pictures, etc. is encouraged to do so anytime.

Troy Frieze is in the process of updating the property that the club owns. A list of the items will be available at a later date.



This project is supported in part by a grant from the North Dakota Council on the Arts, which receives funding from the state legislature and the National Endowment for the Arts.

Also supported by grants from Dakota West Arts Council and Montana Dakota Resources Group.

No further business. Meeting was adjourned.

Warren Schlecht
Secretary

December 15, 2012

Flickertail Woodcarving Club Monthly Meeting

Trinity Lutheran Church

President Doug Emerson opened the monthly meeting. There were 12 members present.

The minutes from the November, 2012, meeting was read and approved.

Treasurer Ron Holtz reported that the bill at the Doublewood Inn has now been paid. With all bills now paid and checks deposited, the checking account balance is now \$1,500. A DWAC grant has been approved but not received yet. The approved grant is for around \$1,700 which would bring the checkbook balance to \$3,200. A motion was made and seconded to approve the treasurer's report. Motion approved.

The recommended change in the club by-laws eliminating the 2 positions for the members-at-large was voted upon. Motion passed. Other recommended changes to the bylaws will be voted on at a later date. The recommended changes can be found in the minutes from the November 17, 2012, meeting.

Nominating committee chairman Warren Schlecht reported that the nominees for the offices to be voted upon in February are as follows:

Program Chairman-Frank Koch

Treasurer-Ron Holtz

Physical Properties Chairperson-Troy Frieze

Programs report

Frank reported that the Doublewood Inn has been notified that we will not have the annual woodcarving show in October, 2013. The show is scheduled to be held in the multi-purpose room in the Career Academy Building located on the campus of Bismarck State College. The plan



**This project is supported in part by a grant from the North Dakota Council on the Arts, which receives funding from the state legislature and the National Endowment for the Arts.
Also supported by grants from Dakota West Arts Council and Montana Dakota Resources Group.**

is to participate in the different art classes held on campus with students on Friday interacting with them concerning the art of woodcarving and painting. The show will then be held on Saturday and Sunday.

George Gulli is planning to teach a class in late April, 2013. The carving will be of totem pole. Each student will be asked to provide their own wood for the project. The minimum size wood should be a 4"x4"x24" piece. The cost is projected to be less than \$100 per student.

Frank reported that he is trying to finalize plans with Ian Norbury as the featured carver for the 2013 annual show.

Frank has also been in contact with Del Herbert concerning the duck carving class to be held in May, 2014. The carving will be of a Green Wing Teal hen and will be a smoothie. The class decided that it would be appropriate to have a Thursday, Friday, and Saturday class and is scheduled to be held during the second week in May, 2014.

Klaes Welch reported he would like to send the club newsletter out in late December. Anyone wishing to provide articles, pictures, etc. is encouraged to do so anytime.

Troy Frieze is in the process of updating the property that the club owns. A list of the items will be available at a later date.

No further business. Meeting was adjourned.

Warren Schlecht

Secretary

2012 Flickertail Woodcarvers

Recap of Woodcarving Activities by the Flickertail Woodcarving Club

The following are some of the activities completed by the members of the Flickertail Woodcarving Club in 2012. In January snow snakes were carved for the 4th grade class at Highland Acres Elementary school, in February we carved love spoons (about 15 years in a row), in April we taught beginning woodcarving classes to the art students at Bismarck High School (2 sections) and St. Mary's High school, during the last weekend of April Clark Schreibeis (Montana) taught the air brushing of a brown trout along with



This project is supported in part by a grant from the North Dakota Council on the Arts, which receives funding from the state legislature and the National Endowment for the Arts.

Also supported by grants from Dakota West Arts Council and Montana Dakota Resources Group.

habitat, a carving demo was done at Edgewood Vista, woodcarving merit badge classes were held for two boy scout groups, completed woodcarving demos at the Capital Affair (August), also in August we did carving demonstrations at Corn Days (Buckshot Junction), carved over 200 Memory hearts that were given to patrons that donated at least \$10 to the Bismarck Cancer Center, repeated the process at the September Apple Fest (Buckshot Junction), completed three (2-day) summer woodcarving demo sessions at Medora (in front of the Von Hoffman house), completed a four day Kestrel class with Bob Guge, hosted the 43rd Annual Flickertail Woodcarving Show at the Doublewood Inn (October), completed a beginning woodcarving class (10 adult students), held the annual Christmas dinner at the Bismarck Elks Club, provided a Carousel exhibit at the Bismarck Public Library (August ? November, video on web page), wolf head class in Jamestown and Wahpeton, walking stick class for women at Bottineau. Some projects completed at whittle-ins and monthly meeting were, love spoons, bird pin, Christmas ornament (2x), miniature pelican, golf ball caricatures, caricature bird , cross, and a wood-burning project.

Flickertail Annual Show Location Moves

The 2013 44th Annual Flickertail Woodcarving Show will be held at Bismarck Career Academy (Multi Purpose Room) on Oct. 12 & 13. The annual Woodcarving show was held at the Doublewood Inn for 20 years out of the last 24 years (twice at Trinity Lutheran Church and twice at the Gateway Mall). The move to the Bismarck Career Academy will reduce the cost of the annual show and allow us to more accurately predict the cost of the annual show.

Your Ballot is attached below. For those who receive their newsletter by email, mark you ballot and send to Ron Holtz,

For those who receive the paper copy, mark you ballot and mail it to Ron Holtz.



NORTH DAKOTA COUNCIL ON THE ARTS

This project is supported in part by a grant from the North Dakota Council on the Arts, which receives funding from the state legislature and the National Endowment for the Arts.
Also supported by grants from Dakota West Arts Council and Montana Dakota Resources Group.

Paper Ballot for Flickertail Wood Carver Members
Circle Your Choice

Program Chairman-Frank Koch

Other _____

Treasurer-Ron Holtz

Other _____

Physical Properties Chairperson-Troy Frieze

Other _____

Mail to: **FLICKERTAIL WOODCARVERS**
PO BOX 7473
BISMARCK ND 58507-7473



This project is supported in part by a grant from the North Dakota Council on the Arts, which receives funding from the state legislature and the National Endowment for the Arts.
Also supported by grants from Dakota West Arts Council and Montana Dakota Resources Group.

**FLICKERTAIL WOODCARVERS
PO BOX 7473
BISMARCK ND 58507-7473**



NORTH DAKOTA COUNCIL ON THE ARTS

**This project is supported in part by a grant from the North Dakota Council on the Arts, which receives funding from the state legislature and the National Endowment for the Arts.
Also supported by grants from Dakota West Arts Council and Montana Dakota Resources Group.**