

WOODCARVERS ARE SHARING PEOPLE

The Curling Chip

Jan-Feb 1990



What do T.H.E.Y. * think of our show

Out of Town Exhibitors Reply; by Toni Hintz

Have you participated in the Flickertail show before?
What brought you here or keeps you coming back?

This is my 4th or 5th year. I have many friends here, I like the carving and swapping of ideas. These are good people and I enjoy the classes. Bob Gow, Winnipeg, CAN

My first year, I'm very pleased, you have a nice facility here, very well run. The dinner and entertainment was fantastic! If there are no conflicts-- Look for us next year. Cliff Drinkwine, Madison, WI

I've been doing this for 8 years. I keep coming back because of the people, the opportunity for show. I also collect raw material for my carvings, the cottonwood bark and badlands juniper. Everyone deserves to take time to reward themselves and the people here are like dessert, they are my reward! John Burke, Ithaca, NE

This is my 3rd year. I enjoy it, I like the people, I like Bismarck, I have just as good of sales here as I would anywhere. Besides, I'm one of Flickertails newest members. Gary Ensign, Miles City, MT

First year here, We enjoyed ourselves immensely, saw lots of nice work, We were delighted with Kieth Stevens and a person doesn't get a chance like that very often. Einar Vigfusson, Arborg, CAN

Its our 2nd year coming, We like the people, like to see other ideas. Everyone is so friendly and nice. Besides It's like ol' home week and great to see everyone again. Harry and Jennie Spiegelberg, Beach, ND

This is my first year here. I like the small, intimate, friendly, warm climate here. It's great fun!! The after show doings are just as much a part of that fun as the show itself. You can look for me again next year! Don phalen, Winnipeg, CAN

Its my first time, The members in charge of this show did a good job, its a good location, I think its really neat that they allow us to sell something at the show. Sure plan to be here next year, so make sure you get the date, time, etc...into your 'Curling Chip' newsletter and let the Minot Club know about it. Also, you could arrange for free radio exposure out of Minot under community service announcements. Arlen Evenson, Dunsaith, ND

First year here, I speak very highly of it, Thoroughly enjoyed the show. Enjoyed John Burkes class immensely and hope to be back next year. Gary Paulson, Fargo, ND

This is my 2nd year. I enjoy coming down, get better known for my efforts. More exposure here, as I have a wider audience, and I treat it as mini vacation. Besides, I get to meet so many good looking women!! Dwaine Bolke, Fairfield, ND

* T.H.E.Y. - Those Honeytongued Envoys of Yeswords

CURLY'S COMMENTS

Our clubs GOOD BUDDY, John Burke is having a carving school at Doane Collage in Crete, NE the week of July 22, to 27, 1990. It promises to be a week of intense carving instruction. John has lined up a full slate of top carving instructors. For a complete schedule, resumes, and costs, contact; John Burke,

It's time and age on life's stage that makes one wise, don't doubt it.

The more one grows, the more one knows and the less one boasts about it.

ASK "FLICKER"

Q. Why should I belong to the Flickertail Woodcarvers club?

A. Here are several reasons;

1. The original idea of a mutual admiration society is still a very good reason, but one must remember that it is a sharing, two way experience.
2. To improve your woodcarving skills and learn new carving techniques through the clubs Whittle-In's, their programs at the regular meetings, the specialty seminars and workshops and classes taught by knowledgeable local and outside woodcarvers.
3. The camaraderie of being with your fellow woodcarvers doing what you enjoy the most, and sharing a cup of coffee and the latest carving news and tips.
4. Joining together and helping, not only by participating in the shows and workshops but by sharing the tasks that bring these events to reality.
5. Participate in local and nearby shows where your works of Art and pleasure are viewed by others who mostly feel they could not do any of this Art form.
6. Rental of TV video tapes about carving at a nominal charge [\$2.00 ea.] for an extended period of time. [two weeks]
7. Use of the clubs books about carving and the use of tools such as the Band Saw, Super Stropper, Jig Saw, Power outlets and lamps.
8. A warm room to meet with other carvers where the only obligation is to leave it clean when you leave.

WHITTILER

The whittler sits in an easy chair,
The carver stands by his bench.
Each beginner must make a choice,
Be he man or wench.

The whittler has to watch the rug,
The carver must sweep the floor.
There isn't any choice in this,
Either is a bore.


The whittler has a problem
When company comes to call.
The carver stands beside his bench,
He needn't move at all.

The carver spends a lot of time
Honing up his tools.
The whittler sharpens a single knife,
It's easy if you know the rules.

Only an expert knows the diff,
When your work is done.
Either art will satisfy,
If you find it fun.

What you must decide, my friends,
When you pick and choose,
Would you rather wear out your
Pants — Or wreck expensive shoes?
— The Cascade Whittler

Wood Carvings by Robert C. Lawrence



Due to action of the club at it's Dec.16th meeting the following items are offered for sale to the highest bidder above a minimum asking price.

1- Samsung, # C9110 MA, 19" Color TV set, as is NO warrenty, Very new condition, only used for maybe 6 hours.

Minimum Asking Bid; \$ 150.00

1- Gilbilt 11" wooden Band-Saw with 1/4 hp motor on a rolling stand. Homemade in about 1970

Minimum Asking Bid; \$ 75.00

1 Dremel Jig Saw with flex tool capability [not included]

Minimum Asking Bid \$ 60.00

The'E' Board reserves the right to refuse any and all bids. In case of more than one identical high bid, the committee will flip a coin to choose the successful winning bid. If withdrawn the next highest bid will prevail.

Proceeds from these sales will be used to buy a 15" Scroll Saw with a walking beam action. This saw has many better features and will be used more during classes and seminars. A 5 gal Shop Vacuum will also be purchased.

Mail or deliver sealed and marked bids to
Larry Brewster,
or at the meeting [craft] room.

Deadline: 10am January 20, 1990

PROBLEMS? QUESTIONS? NEED CARVING ADVICE?
ASK "FLICKER"

We all have them, even the 'old pro's' do. Most of them can usually be solved very easily by asking the right person for help, someone who has had experience in that field. As the Bumper Snicker says "The only dumb question is the one never asked". Or the other that states, "It's better to ask a dumb question than to make a dumb mistake". This is what this column will be about, you asking a question or for advice, and we'll find someone to answer it for us and then we'll let 'FLICKER' share the answer with all of us through this column. We may even invite his buddy 'Curly' to give us some new carving techniques once in awhile. We don't intend for either of these columns to be frivolous but we may humor you sometimes.

In order to get the column started on the right foot or paw, "We" are asking 'Flicker' some questions that should shed some light about club policies, activities, etc.. Future columns or questions should be directed to someone on the newsletter committee who will find that qualified person for the answer or advice and publish it in a latter issue.

'Curly's' comments will be different from 'Flickers'. His comments will be in the form of facts and where to find them. They will be short and to the point as you will see in his first comments. He also needs help, so if you find something in any publication or through personal experience that would be of interest to other woodcarvers and wish to share it, get that information to someone on the newsletter staff.

The Newsletter Committee


Dave Jordan dropped off his Carving Card at the Dec. 16th Christmas meeting and sparked an idea. Those of you who have a printed Carving Card, please drop one off with anyone on the newsletter staff. We'll publish them as space is available. Colored cards do not reproduce very well but we'll do our best.



DAVID A. JORDAN

CHARTER MEMBER
FLICKERTAIL WOODCARVERS
Bismarck, ND

MEMBER OF:
National Wood Carvers Association
National Carvers Museum Foundation



We have been in need of a column covering current news items about our members activities and whats happening to them. Clara Sherman has agreed to write such a column. If you have any news about yourself or of a fellow member contact her at weekdays from 6pm to 9pm.

Clara needs information from you about illness, and recovery; special birthdays and/or anniversaries. If you have news about special carving and non-carving but related classes attended. Show reports, awards won at these shows or awards won or earned in other activities such as work, church, club, - organization, etc., let Clara know. If you wish to thank some instructor or project leader for a job well done at a Whittle-In or meeting, do it here with Clara's help. If you and some carving friends got together for a Video Whittle-In let the rest of us know through Clara.

Once again, this is not meant to be a gossip column, NEWS items about our carving members only, PLEASE.

Hi this is Clara

17 members of the Flickertail Woodcarvers enjoyed good food and conversation at our Christmas party on December 16. Dave and Mavis Jordan joined us. Dave said they are always happy to have visitors at their lake home,

Former charter member, Ruth Hargrave, Hamilton, Montana tells us that she has her first grandchild, Megan who lives in Denver.

John Gibson, Bismarck, retired on December 29, 1989 from Montana Dakota Utilities after almost 41 years. He worked in the marketing department. Congratulations!

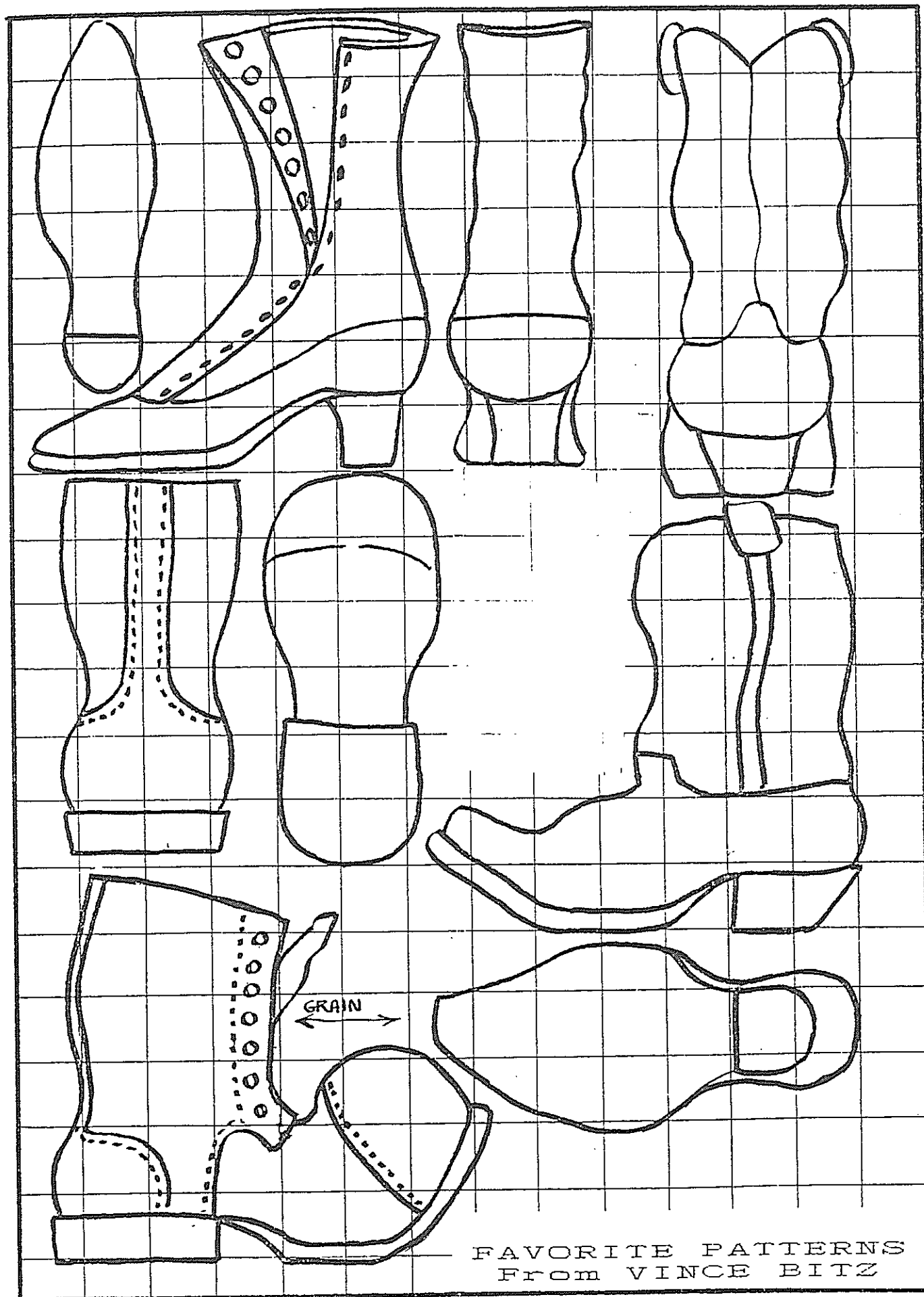
— heart

- - - pear

..... apple

Use 3/4" wood of your choice
Leave 1/4" Rim- Carve to 1/2"
depth- Finish with food quality
Mineral Oil

Nut and Candy Bowls
by ART TOKACH



FAVORITE PATTERNS
From VINCE BITZ

PRESIDENT'S CORNER

The new year is a time that many of us look forward to with much enthusiasm. It provides us with an opportunity to reflect on the "old year" and take satisfaction in our accomplishments. There may be many things we had hoped to do that we did not get a chance to undertake or complete. This especially true for me. There are a number of unfinished carvings that seemed to elude completion. There is also the meadowlark that I wanted to carve that I never got started on, as well as the life size canvasback drake decoy, the bark carving for my brother, the plaque for a friend, the drift carving for John Opp, (the list can go on and on).

Every new year I always resolve to follow through on my hopes for the year. This new year is no different. I plan to complete the above carvings plus a hundred and one other projects. I have decided that 1990 will be my most productive carving year. Also I want to improve my painting skills, improve on carving faces, and attend at least one carving class or workshop.

What goals have you set for yourself for 1990? What carving projects do you plan to complete? What carving skills do you hope to improve? What carving tools do you plan to buy?
What.....?

Next year at this time you and I can again set back and reflect on what we accomplished during the year and dream about what we plan to do during 1991.

Dakota Carver

MICKEY TOKACH



DESIGN A APRON

At the November meeting Art Tokach, Western Chiseler offered to order from a wholesale supplier, a sailcloth shop apron for a cost to the club of \$4.50.

The club will purchase the paints, stencil material and any other items necessary to place a suitable and uniform club logo on the bib portion of the aprons and then resell them to those members who assisted during the stenciling for \$5.50 and for those who prefer to not assist would pay \$6.50. Those sold later, would also pay the \$6.50 cost.

A contest to find that suitable stencil will be conducted within the club. We will offer a apron to the club member who submits the winning design to the Presidents Selection Committee by meeting time, Jan. 20, 1990.

Submit a design that will cover a 8 1/2 x 11 sheet of paper. It should be easily stencilable. It should contain some, but not necessarily all of the following information. Flickertail Woodcarvers, the club mascot, Flicker, or another suitable logo of your design that would identify us as woodcarvers. A place for the carvers first name.

Sign your name on the reverse side please.

SECRETARY'S NOTES

The hectic season of Christmas is over and now we can enjoy the new books and go over the tools we received and busy ourselves with new projects.

New ideas implanted last year can be developed and worked on. Hope your Christmas was happy and your New Year will be bright and beautiful and prosperous.

In looking at ornaments in the stores a few ideas developed but I still have too many "have to's".

As you will notice, the newsletter is changing with new additions and going to a two month issue with the even month, fifteenth day as the deadline. (ie. Feb 15th is deadline for the March-April issue). If there is any particular columns you wish us to pursue, please let us know. This is your newsletter and without your input we cannot out put.

Dec. meeting decisions to sell the TV and have a Presidents Annual Award.

Keep Chipping away and the project will emerge.

Cleo Koch Editor/Secretary

+ # + # + # + # + # + # + # + # + # + # + # + # + # + # + # + # + # +

CURLYS' COMMENTS

CURLIS' COMMENTS
The February 1990, Issue # 33 of "WOOD" magazine has an article on drying green wood in a microwave oven. While the article is meant for wood turners a little experimenting and woodcarvers should be able to use this method of drying some local woods for carving without ending up with large cracks

+#+

#

CURLYS' COMMENTS;

The December 1989, Issue #32 of "WOOD" magazine has an excellent article on "TOXIC WOOD" A sensitive shop issue. This article is about how some woods can affect you if you have or don't have allergies. It is comforting to know that not many of the woods we normally carve are harmful as chips but the dust may be be, so control that dust with a respirator dust mask or a dustbox for larger volumes of dust.

[illegible]

JOHN OPP

The official newsletter of the
FLICKERTAIL WOODCARVERS

Newsletter Committee

| | |
|-------------------|------------|
| Editor | Cleo Koch |
| Typing and layout | Art Tokach |
| Art Director | Vince Bitz |
| Circulation | John Opp |

The club meetings are held the third Saturday of each month, September through May at the World War Memorial Building, in the Craft Room. Sponsored by: Bismark Parks and Recreation Department.

OFFICERS

President Larry Brewster
Past President Vince Bitz
Secretary Cleo Koch
Treasurer Mickey Tokach
Membership John Opp
Program Chairman Frank Koch
Property Chairman Joe Reisenauer

WOODCARVERS ARE SHARING PEOPLE |

The Curling Chip



Number 36

March-April 1990

PRESIDENT'S MESSAGE

The Flickertail Woodcarvers Club is a membership organization and must rely on the efforts of its members to make it a success and to accomplish its purposes. It takes the efforts of many members to "make things happen". We are where we are today because of the hard work many of you have undertaken to be of service to your fellow woodcarvers.

Last month the Executive Committee voted to establish a "President's Award" so the club could have a means to give recognition to members who have given of their time and talents to the club and to fellow woodcarvers. Two such awards can be given each year. The award must be approved by the President and three members of the Executive Committee.

It was my pleasure to award the first President's Award to Cleo Koch. Cleo was to be the guest of the club at the first annual "w"inter "w"eekend "w"oodcarving "w"etreat held February 2-4 at Camp of the Cross.

Unfortunately, Cleo was unable to attend. She will be the guest of the club at a future event.

Cleo is very deserving of this award. She is a charter member of the club and has served as an officer and as a board member for many years. During the past several years she has been our secretary. She is also an editor of our newsletter, coordinator for checking out books and videos, a demonstrator and leader of carving activities, a participant in the annual show, and active in all phases of the club's activities. She is always willing to go the extra mile to make something good happen. Her positive can-do approach is an inspiration to all.

Hi, this is Clara
Clara Sherman
weds 7pm-9pm

Friday, Feb. 2, 1990 Supper

Ham, mashed potatoes, gravey, green beans, homemade dinner buns, pineapple upside down cake, coffee, tea, milk

Saturday, Feb. 3, 1990 Breakfast

Scrambled eggs, bacon, homemade carmel rolls, dry cereal, orange juice, milk, coffee, tea.

Lunch Hamburgers Deluxe, french fries, homemade knephla soup, cherry cheesecake, coffee, tea, milk.

Supper Roast beef, mashed potatoes, gravey, peas, homemade dinner rolls, banana cream bars, coffee, tea, milk.

Sunday, Feb. 4, 1990 Breakfast

Ham, cheese in scrambled eggs, blueberry muffins, potatoe pancakes, dry cereal, apple juice, milk.

Lunch Cheeseburgers Deluxe, homemade soup, chips, rest of leftover desserts, coffee, milk.

Now that I have your attention, let me tell you more about the woodcarver's retreat on Feb. 2-4. We used the facilities of the Camp of the Cross near Pick City, ND. The above meals were prepared for us there and were delicious. 11 people enjoyed the time to carve, work on crafts, and read.

Larry Brewster provided free blanks for those of us who wanted to carve a winsome bear sitting on it's behind. Thank you Larry. We also worked on our own projects. Micky Tokach completed two bark carvings & two bottle stoppers. Pat Kramer completed the sitting bear and received help on chip carving from Art. Larry Brewster completed two bears, one was sitting, one had it's head in in a honey jar, and a madonna. Vince Bitz created a mouse that you all will want to see. He also worked on a rocking horse. Kay Koch said she did "a lot of supervising and a lot of mouth movement." Cletus Brewster tied a quilt. Bernie Reisenauer painted Christmas ornaments. Art Tokach worked on a relief carving of an Indian, and chip carved on a plate. Joe Reisenauer completed the sitting bear. Frank Koch designed a whittle-in project for our club. He also worked on the sitting bear and a howling wolf. Your's truly spent hours woodburning on a bear I'd started months ago and I carved the bear project Larry provided. Rev. Carl Buettemeier, the manager of the facility, is a long time carver, and he carved on a turtle and a boot.

Vince Bitz is a new grandfather. His grand-

HEART LINKS for your

VALENTINE
by Frank Koch at
the Feb 7th
Whittle-In

Acting upon requests for books and video's
for our library, the 'E' board will purchase
the video "Airbrushing & Wildfowl Carving".
We will also add the books "Projects for
Creative Woodcarving" by Ian Barber,
"Carving Carousel Animals" by Lesley Marlow,
and "Patterns" by Elise Gabor.



WOOD CARVINGS

by
Frank
Koch

315 Saturn
Bismarck N.D.
255-0280

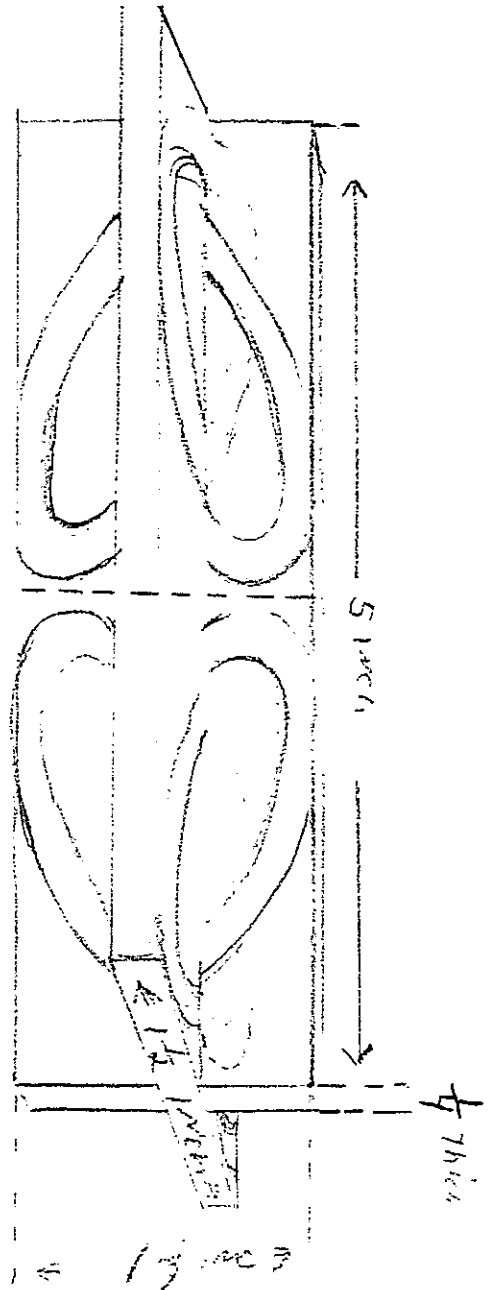
MEADOWLARK BY CINDY

The Meadowlark- our State Songbird will be
the subject of a carving seminar with award
winning songbird carver Cindy Roth, on April
28th and 29th from 8am to 4:30pm. She will
instruct in the carving of the bird,
placement of the eyes, insertion of the feet,
texturing and burning of the feathers.

Cost: \$20.00 for carving instructions, plus
the cutout, eyes, and feet which will be
payable at classtime.

The 'E' board has assured Cindy of ten
carvers but 15 will be accepted. A seperate
painting class will be offered later if
needed. Contact Cindy at seminar for
available date, cost, material.

Make your check payable to Cindy Roth and
send it to Larry Brewster by April 15th.



CURLYS COMMENTS

Lucy, stop your prancing and pirouetting
around. Modeling is when a relief woodcarver
shapes a flat object to appear round or
giving it an illusion of depth or a third
dimension.

The 'E' Board will assure ten carvers for the
Cindy Roth Woodcarving Workshop, April 28 and
29, 1990.

WHO?? Puts this Paper together?

The newsletter team has four members. Each has an assigned task to do for each issue. As a team effort it makes it easier on each of the members allowing them time to do what we joined the club to do, CARVE WOOD.

Cleo Koch, a charter member is editor and chief Gofor. She has the final say about what goes into each issue and then delivers it to the printers. She is also the clubs secretary and has attended more meetings, workshops than any other member. She has a notebook bursting with knowledge gained at these classes, meetings or whatever. Not much is said at the meetings that she misses.

John Opp, the clubs Membership Chairman took on the job, as they say in the newspaper trade as "The Circulation Manager". What John does is pick up the newsletter from the printer, fold it, tape it closed, place your address label on it, stamp it, deliver it to the Post Office. All this in addition to his regular membership duties.

Vince Bitz volunteered to do the job as art director and "You can't beat a deal like that", so we surely didn't refuse his offer, we put him right to work. But like all of us, he requests that you members give him some ideas for upcoming projects and/or patterns.

The fourth team member is Art Tokach. He also is a charter member who has held most of the clubs offices. If he keeps it up, maybe he'll find one he can do right someday. His present job is as a 'E' Board member at large. He is in charge of typing and page layout. He also does some of the article writing, actually, it gives him a chance to play with his word processor.

Mickey Tokach is the unlisted member of the team. She keeps Art's articles, spelling and grammar correct and is his chief critic (you don't know some of the mistakes that she's corrected for him). She doesn't claim any expertise in proofreading, it's just that SHE knows what HE means when he says something that doesn't come from his mouth or pen right. Can you imagine what it would be like without her keeping him straight.

This is our newsletter team who puts it all together and gets it all to you, but our writers are also very important.

Clara Sherman is our news item or roving reporter who does a column that covers news items about our people, events about club members or friends. Call her with your news items. Clara was our first Sec-Treas. and was quite active until flying with the Women Aviators got in her blood. Now if she can get her military reserve service completed or move it to another weekend she promises to get back to her first hobby, WOODCARVING.

Toni Hintz has contributed articles about her impressions of our club and out of town guests at our show. Being a new first year carver we have great expectations of Toni, both in her carving and in her contributed articles.

In this issue we're bringing back from 'retirement', one of our charter members with Card #2, our former editor of the 'Curling Chip', Dave Jordan, you could call him our Far East correspondent. We've asked him to write an article about WOOD; ie. facts-trivia-even the trees themselves. You'll find his first article under the title 'Tales from the Woodpile'.

Of course there's Art, still trying to figure out his word processor with Mickeys proofreading of course. Still trying to bring you some sense and nonsense.


All joshing aside- WE need to know what YOU need. You will also note that none of their carving abilities, likes, or dislikes were discussed. They all love to carve and it shows. Doing this newsletter is an added task so why not tell them if you feel they are doing a good job, and when they ask for help or suggestions, please respond in a like manner, and they can always use more articles. Either self authored or clipped from a magazine or newspaper. Send articles to Art Tokach,

CURLYS COMMENTS

Calm down Lucy, you didn't get cheated on your last wood purchase - a 1" board is suppose to be only 3/4" thick when they get it ready for it's final sale to you. It started at a 1" thickness at the sawmill before they took off all the rough wood and got it nice and smooth for your project.

#####





Caricature Mouse Workshop


At our March 7th Whittle-In we are going to try something a little more time consuming. It will need additional carving time on Sat March 10th to complete.

Vince Bitz has agreed to share his caricature Mouse with interested carvers.. He carved it at the 'Camp of the Cross' Carving Retreat. He will have the carving blanks available on the first evening for a cost of \$20.00 which will include both instruction periods.

Contact Vince at [redacted] after 6:30pm by March 5th so he'll cut yours out and have it available on the first night.

Time is short but it takes time to make these cutouts.

Hand tools and knife are needed. A table vise or carving arm would be a benefit for those who have one.



Side

Tales from the Woodpile

Dave Jordan-

THE STATE TREES

Each state has chosen a special tree. There are 29 states using broadleaf trees, 19 using needleleaf trees, and 2 states using palms,

The preference wood of most woodcarvers is butternut or basswood. These two were not chosen by any state as its tree. For those of you that like to carve cottonwood bark, 3 states have selected the cottonwood tree; Kansas, Nebraska, and Wyoming. North Dakota's state tree is the American Elm.

The state with the least area covered by forests is North Dakota having 1 percent, and the most is Maine with 89 percent.

!&?!&?!&?!&?!&?!&?!&?!&?!&?!&?!&?!&?!&?!&?
With 'B' Board approval Frank has reserved the 'Camp of the Cross' retreat center for the weekend of Feb. 1, 2, and 3, 1991

!&?!&?!&?!&?!&?!&?!&?!&?!&?!&?!&?!&?!&?!&?

WHAT A WEEKEND RETREAT

You know you're in for a good weekend of carving when you're met at the door of the retreat center by a woodcarving director. Who then spends the evening and most of Saturday sharing with us. Camaraderie within the carving group was at a high level, carver helping carver is what it's all about and it doesn't get any better than that.

Projects for the weekend ranged from Larry's bear to Vince's mouse to Mickey's bark carvings with chip carved plates and interlocking hearts thrown in. Quilt tying, toile painting and letter writing occupied noncarving spouses time. And now there is 2 to 5 lbs average that needs to be shed because of the GREAT food Vicki and Traci served.

Plans for next year for a GroundHog Wake Up Weekend are already past the talking stage and into reserving the center for another Carving Holiday in 1991. Project choice is the only decision left to make.
STAY TUNED FOR NEXT YEARS DETAILS..

Ask Flicker ???

In the last issue of the "Curling Chip" a reference was made about using "Food Grade Mineral Oil" to finish nut bowls, spoons etc. First of all I don't know where to buy it? And second, why couldn't I use tung oil or linseed oil?

In one word TASTE. More precisely, the intermingling of tastes between the surface of the container and the food contained in it. Glass and other fired ceramic dishes are ideal because they can be easily and thoroughly cleaned. Woodcarved and turned surfaces need a different finish.

Tung oil is made from crushed tung nuts, a bitter nut similar to a walnut. It is a highly superior furniture finish that penetrates about 1/16" into the wood. It's top surface will appear dry so therefore any slight surface scratches can be repaired easily by rubbing on a little more of the oil, which will soften the finish and blend the scratch away.

Linseed oil comes from Flax seed and a field in bloom is a very pretty sight but the oil crushed from its seed is very distastful.

A taste test with a small amount from your finger tip to the tip of your tongue will confirm the bitter unpleasant taste of either of these oils.

Salad oils made from olives, sunflowers, corn, or soybeans could be used except that after a period of time they can turn rancid which can make them very distasteful. Salad makers sometimes rub their bowls with garlic to impart a slight taste to their salads. Even leaving wood unfinished in some types can impart a taste to foods left in them for a period of time or may even be toxic. [see "WOOD" magazine #321.

Surface coating with a varnish or lacquer or by using a two part resin is another option. It's drawback is that it easily develops unsightly scratches that can not be easily repaired and could harbor bad tastes.

So unless someone comes up with a glass liner for your carving or turning, the best finish is the food grade mineral oil. It is a clear, tasteless oil. It can be found in the cutlery sections or displays at hardware stores where it is sold for treating wood handles and butcher blocks. Some Pharmacies handle it also and it's Quality is assured by it's FDA Seal.

Warm the oil before applying it with a brush and then hand rub the excess into the pores. I read recently that you should apply the oil daily for a week, weekly for a month, monthly for a year, and yearly thereafter.

Flicker

CURLYS COMMENTS

Ron Torgeson has agreed to review and audit the treasure's books as prescribed in our By-Laws in time for the annual meeting.

No Lucy that's stropped not strapped as in a severe spanking. However it is done with a leather strap, but in this case the cuttin edge of the woodcarving tool is drawn alternately and repeatedly backwards to polish it so when you carve across the end grain of the wood it will appear "WET".
+++++

ANNUAL MEETING

Due to a conflict between the Fargo Show and the April 17th meeting date, the Executive Board has cancelled the April 21st meeting. The Annual Meeting will be held on Wednesday, April 4th (the regularly scheduled whittle-in date). The major order of business will be the election of officers. A nominations Committee has been appointed to develop a slate of candidates for President-Elect secretary, and property chairman. The committee will be chaired by Mike Senger. Other members are Vince Bitz and Bob Gosvig.

If you are interested in serving as an elected officer, please let a member of the Nominations Committee know of your interest.

I hope you will make a special effort to attend the Annual Meeting on April 4th. The meeting will begin at 7:30. There will be a drawing for some carving books after the meeting. You must attend the meeting to be eligible for the drawing.

CURLYS COMMENTS

No Lucy, a board foot is not one that has fallen asleep. In the lumber business, it is actually a measure of volume. 12 inches long by 12 inches wide by 1 inch thick equals one board foot. $12" \times 12" \times 1" = 144$ cubic inches. So therefore a 8" wide by 3' long by 3" thick piece of wood is $8" \times 36" \times 3" = 864$ cu in / 144 = 6 brd ft.

Also it is often quoted for sale by the thousand board feet or \$790/M in our terms 79¢/brd ft.

නිලසලකුණු

#

Larry asked Mike Senger, Vince Bitz and Bob Gausvik to seek nominations for the offices of President Elect, Secretary, and Membership-Greeter Chairman and report back at the March 17th meeting

* # * # * # * # * # * # * # * # * # *

[illegible]

No Lucy, a Stop Cut is not the last cut of the day. It should be the first of a series. It is the cut to stop other following cuts from splitting unwanted chips from your work.

? ?

Secretaries Notes

Prior to the Jan. 7th meeting, Jack Kline gave a very informative and enlightening demonstration on the use of the Airbrush.

A thank you from Larry and the group for a job well done by the 'Curling Chip' crew.

Apron competition tied off with Art and Pat Kramer.

Requests for tapes and book purchases will be done by 'E' Board.

Feb. Meeting. With Jack Klines expertise in the Airbrush established, he will be preveiwng the new Airbrush video tape and sometime in May a black duck workshop will be done.

Frank, at Larrys' request will persue a workshop in Acanthus Leaf Carving.

I wish to say Thank You for being selected
for the recipient of the first Presidents
Award. Cleo Koch

CALENDER-OF-EVENTS

Next Newsletter DEADLINE April 16, 1990

Sat. Feb. 17 Monthly meeting at 10 am
carve a love spoon with Joe R. at 9 am

Wed. March 7 Whittle-In 7-9 pm Vince
Bitz will lead carving a large eared
mouse

Sat. March 10: 9 - 1 pm complete
vince Bitz mouse project

Sat. March 17: Monthly meeting at 10 am
at 9 am Larry Brewster will lead carving
a shamrock pin

Wed. April 4: NOTE THIS WILL BE OUR
MONTHLY MEETING AT 8 PM, ELECTION OF
OFFICERS. at 6:30 Art and Mickey will
conduct egg carving lesson

Sat. April 21: NO MEETING TODAY---
ATTENDING THE RED RIVER VALLEY WOOD-
CARVING SHOW IN FARGO April 20 & 21:
West Acres Shopping Center

Sat-Sun. April 28-29. Meadowlark
workshop with Cindy Roth. \$20

\$\$\$DUES\$\$\$ \$\$\$DUES\$\$\$ \$\$\$DUES\$\$\$ \$\$\$DUES\$\$\$ \$\$\$DUES\$\$\$
D D
U Dues for the Flickertail woodcarvers U
E are \$7.00 per year, Sept. thru Aug. E
S S
\$\$\$DUES\$\$\$ \$\$\$DUES\$\$\$ \$\$\$DUES\$\$\$ \$\$\$DUES\$\$\$ \$\$\$DUES\$\$\$

----- OTHER EVENTS-----

March 16-18 Billings, Mont. Good Wood
Show in conjunction with Montana Outdoor
Recreation Exposition at the fairgrounds

June 21-24 Davenport, Iowa. Inter-
national Congress of Woodcarvers
Seminars June 18-22 at Putnam Museum

August 5 -10: Woodcarving workshop
at Dean College, Orono, Neb. sponsored
by Mid-America Woodcarvers

August 12-16: Villa Maria Workshop
Frontenac, MN; Sponsored by Minnesota
Woodcarvers

JOHN OPP

The official newsletter of the
FLICKERTAIL WOODCARVERS

Newsletter Committee

Editor Cleo Koch
Typing and layout Art Tokach
Art Director Vince Bitz
Circulation John Opp

The club meetings are held the
third Saturday of each month,
September through May at the
World War Memorial Building,
in the Craft Room.
Sponsored by; Bismark Parks
& Recreation Department

OFFICERS

President Larry Brewster
Vice President Vince Bitz
Cleo Koch
Mickey Tokach



The Curling Chip



Number 37

May - June, 1990

INSURANCE!?! WHY WE NEED IT?

Larry Brewster, Frank Koch and Art Tokach met with Randy Bina and Burl Dutt of the Bis Parks and Rec. at 5pm on 3/5/90.

We were advised to find an insurance carrier who will cover our officers, instructors and members for Liability Insurance.

The Parks and Rec carry such a policy but we do not qualify to come under their umbrella of coverage because we only contract to meet in their facilities and are not employed by them. Nor do they have a say in our club functions, or wish to.

We have been lucky so far that no one has seriously injured themselves while at a club function.

They suggest a \$250,000/\$500,000 Liability policy only, without any Medical Payments. This policy will cost about \$100 to \$250 annually or \$2 to \$5 per member. We are currently looking for such a carrier.

While this years fee would come from the general fund, in the future we will need to access each member for the insurance, which will be reflected in higher dues.

Because many of our members only attend the annual show or their exposure is small, we are also looking into a user fee, where each person taking a class or function would be charged \$1 extra for insurance which would go toward paying the annual fee.

Let us know of your choice in the enclosed Survey, it's our only contact with many of you.

SHAKE SHAKE SHAKE SHAKE SHAKE SHAKE SHAKE

JOHN OPP has agreed to move up the ladder and has accepted the job as PRESIDENT-ELECT. We on the 'Curling Chip' have not completely released him from his circulation duties until he trains his replacement.

CONGRADULATIONS JOHN, WE'RE BEHIND YOU

SHAKE SHAKE SHAKE SHAKE SHAKE SHAKE SHAKE

TREASURER'S REPORT ON NEWSLETTER

The newsletter as of this time has exceeded the budget allowance. Do we want the quality newsletter we have now or do we want to have a Calender of Events, only? An average cost per person for each newsletter is \$1.11 which in six issues would use up the dues you pay in one year. If you have an opinion one way or another let someone on the committee know.

Mickey Tokach, Treasurer

SECRETARY'S NOTES

The deposit is paid and the 'Camp of the Cross' Winter Retreat is reserved for Feb. 1, 2, & 3, 1991.

May and June are display days at the Veterans Memorial Library in Bismarck. If you have carvings for display for two months contact Frank Koch before April 30, 1990.

April 20 & 21, West Acres Show in Fargo.

May 19th SWAP MEET, 9am to 11am, Auction with Vince Bitz at 11am. Any carving related items to swap, sell, trade, or give away.

June 6th will be first Brown Bag Whittle-In at Sertoma Shelter Number FOUR

Frank will finalize Liability Insurance with Lips and Laur, cost about \$176.00.

Aprons hopefully will be ready for final decision in May so they can be ordered and ready for our show in October.

Handicapped parking will be looked into for Memorial Building.

The nominating committee came up with John Opp, Pres Elect. Cleo Koch, Secretary. Pat Kramer, Membership-Greeter. There were no other nominations from the floor.

The Presidents Award to Cleo Koch has been transferred to the Cindy Roth Meadowlark Class, April 28 & 29, 1990.

Annual meeting adjourned.

Cleo Koch

PRESIDENT'S CORNER

In past years the focus of the President's comments at this time of year would be to look back on the accomplishment of the past year, wish everyone a good summer, and look forward to seeing everyone at the September meeting.

This year it is different. The club will, for the first time, have carving activities over the summer. Twice monthly we will have the opportunity to get together and do some carving, either a project or just do our own thing. I am excited about being able to continue our club activities without the past break.

It has been a good year for me as Club President. It is easy to be president when there are people who are willing and eager to help out and share the load. This has been very true this past year. The Board has worked hard to meet your interests and needs. Some of the unique things that have happened include: a summer workshop on carving a bear at Frank's cabin, workshops at the annual show lead by highly skilled carvers, the first annual winter retreat at Camp of the Cross, an upcoming swap meet, summer carving get-togethers, a redesigned newsletter that will be published 6 times annually, a contest to design a logo for an apron for members, and a member survey to obtain input on what we can do to better meet your interests and needs. I am sure that others can add to this list of unique and special things that have happened the past year.

Frank Koch and Art Tokach have spent many hours on our behalf to put together workshops, activities, projects, and happenings. Thanks! Cleo Koch has been there to take the minutes of our meetings and keep track of our books and videos. A job well done Cleo! John Opp has put our membership records in good order. We appreciate your work John. Vince has completed 4 years of commitment as an officer. His leadership has helped move us forward. Micky Tokach has kept our finances safe and sound. Good Job Micky! Joe Reisenauer has served on the Executive Committee. Thanks Joe.

In addition to the above, many of you have helped by contributing articles to the newsletter, serving on the newsletter committee, serving on the nominating committee, leading carving projects, participating in club activities, and in other ways.

As I look back on the past year, I am pleased. I hope you share my positive regard for what has been accomplished and that you will join with each other in making the next year even more successful.

FALL SHOW UPDATE

Everyone knows that a Carving Show is not put together overnight- Work started the day after the last show. The committee has been busy contacting Carvers for our Mini-Workshops. While no commitments have been entered into as of yet we have them thinking. A sampling of contacts;

DEAN KELLEY would do a Sadie and Rufus Chess Set. A one day class.

BOB GOW has been thinking about doing a Howling Coyote or something similar from a roughout but in a 2 day workshop.

We are hoping to have a one day class and demo by a Dremel Representative covering Power Carving.

And we're not forgetting the non-carving spouses; if Dean Kelley comes, his wife JOANN KELLEY will do a painted sweatshirt. You buy, and wash the shirt before class, she will furnish the paints and the instruction.

Remember those dates OCT. 20, and 21, 1990

The place again; DOUBLEWOOD RAMADA,
NORTH BISMARCK

Format? The same as last year.

NO JOHN BURKE THIS YEAR

At this time John Burke has a conflict on Oct. 20 & 21, and will not be able to participate in our fall show.

John invites any of his Flickertail carving friends to come to the Fargo-Moorhead workshop on Sept. 14 & 15, 1990. He will do a companion piece to the carving he did there in Jan. For more information contact Gary Paulson at

Cost; \$75.00

John also has a summer 'Wild Life and Western Art' Seminar at Doane College the week of July 22 to 27. For more information on classes and openings contact John or Nancy at Ithaca, NE 68033

Tales from the Woodpile

Dave Jordan

North Dakota's Arbor Day is May 4, 1990. In the March 1990 Readers Digest on page 33 is a good article on trees, "What Good is a Tree". The following is from the article. "Trees have a great practical value, But they also partake of the eternal. They are a link to the past and a bridge to the future. Trees touch something deep in the soul that naturalist John Muir recognized when he wrote, "The clearest way to the universe is through a forest wilderness."

The next time you are carving, think what trees do for you in your every day life. Could you make it through just one day without trees.



\$\$DUES\$\$ \$\$DUES\$\$ \$\$DUES\$\$ \$\$DUES\$\$ \$\$DUES\$\$
 D D
 U Dues for the Flickertail Woodcarvers U
 E are \$7.00 per year, Sept, thru Aug. E
 S S
 \$\$DUES\$\$ \$\$DUES\$\$ \$\$DUES\$\$ \$\$DUES\$\$ \$\$DUES\$\$

PAT *** PAT *** PAT *** PAT *** PAT *** PAT

A pat on the back for CLEO KOCH, she has been our secretary for longer than most of us care to admit that we have burdened her with this job, and has now taken on the Editors duties. KEEP UP THE GOOD WORK CLEO

PAT *** PAT *** PAT *** PAT *** PAT *** PAT

WELCOME**WELCOME**WELCOME**WELCOME**WELCOME

You'll notice a new name on the list of officers. Lets WELCOME PAT KRAMER to the 'E' Board and more specifically, the Membership-Greeter Chairperson. Pat has also agreed to assume the duties of the Circulation Manager of the 'Curling Chip' Lets all get behind Pat and give her all the help she'll need. We need volunteers such as Pat. Welcome Aboard.

WELCOME**WELCOME**WELCOME**WELCOME**WELCOME

MEMBERSHIP REPORT

First, let us welcome the newest members to our club.

They are; Annella Campbell, Gaary Ensign, Toni Hintz, David Schmidt, Harry & Jenny Spiegelburg, Lorraine Smith, Jerry Tjaden, Ronald Torgeson, Allen Wolfe

We welcome you and sincerely hope that you enjoy the carving activities.

Currently our organization is 53 members strong- 32 are from the cities of Bismarck-Mandan. Additionally, the membership is represented from 16 cities in Manitoba, Minneasota, and Montana.

In a recent mini-survey some members responded to their favorite types of carving which include; ducks, birds, animals, caricatures, cottonwood bark, half round & relief, chip, realistic heads, full figures, busts, etc.. Isn't it exciting to see such a variety of small project interests? Express your carving workshop interests or small project interests to Frank Koch, Program Chairman.

HAPPY CARVING

JOHN OPP

YOU KNOW YOU'RE HOOKED ON WOODCARVING WHEN...

Art Tokach

...instead of the cookie and cracker crumbs you found in your bed before, now you find woodchips.
...you wake up in the early morning with a great idea and feel resentful that you can't get to it until after work.
...your time off is spent in the shop instead of in front of the TV, except when there is a carving show on PBS or a carving video on the VCR.
...any requests to your spouse for hints of possible gifts are answered in carving tools or accessories, you will accept 'practical' gifts providing they are related to carving.
...you find yourself enjoying the smell of wood over_____. You fill in blank
...fishing and other Bottom Boring activities are put on hold except if you can find a way of using it in a carving.
...you look at people and see their bone and muscle structure, their character lines instead of wrinkles, their caricature attitudes about a person.
...you plan your vacations to include carving shows, workshops, seminars, carving museums. You check the calender of events of the locality where you will be visiting.
...a knife used to be used only for cutting meat and vegetables, if its edge becomes dull you just whipped it a few times on a steel and carried on, now its a 'TOOL' and its 'EDGE' better be sharp enough to shave with or its back to the super stropper.
...your magazine subscriptions now have switched to 'Chip Chats' - 'The Mallet' - 'Wood' - 'Popular Woodworking', as long as its about carving. You've dropped 'Time' - 'Newsweek' etc. because you can't take the time to solve the worlds problems any way so they have to fend for themselves.
...you can't look through any newspaper or magazine without looking for some carvings ideas in it.
...you see that there will be a demonstration for carving a turkey-duck, and when you get there you find it is not a woodcarving demo but a food demo.
...if a carving buddy has a home fire your first concern after their safety is if he had any damage to his tools or carvings.
...if some one says Bass you begin thinking of the wood not the fish.
...many 'old' friends and distant relatives 'suddenly' discover you are carving and would like you to do a carving for them in your 'spare' time.
...you look forward to retiring, not so you'll have more liesure time and not too much to do but so you'll have more time to carve.
...you see another persons woodcarving and you start critiquing it and look for a way you could improve it, and wonder why you didn't think of it first.
...you are among carvers you're as relaxed as a turkey on the 4th of July.


The Librarian is on a Book Hunt

Our librarian Cleo Koch has been tearing her hair out trying to locate our book, "Art of the Carousel" by Charlotte Dinger.


Someone borrowed it and didn't inform Cleo about it or else she misplaced the name, anyway you look at it she doesn't remember who checked it out. It would help if she knew who took the class. So if you have any information on this book or who attended the class call Cleo at after 6pm.

BUNNY RABBIT

BY ROBERTA VERMILLION



907085



F.LICKERTAIL WOOD CARVERS



SWAP MEET: A gathering of interested parties who wish to market, trade, sell, swap, barter, give away, deposit, donate, items that are excess to them and/or to gather items by the same means that will be of use to them.

WHEN: Sat. Morning 8am to noon May 19, '90

WHERE: Memorial Building Craft Room

WHO: Any F.W.C. member past or present
No dealers.

WHAT: Wood-unfinished carvings, blanks, roughouts, carving books, tools, carving screws, vises, sharpeners, grinders, saws, anything carving related.



**SUPPLUS
INVENTORY**
Auctions
DON'T MISS THIS SALE

EXTRA: Vince Bitz will auction items for any interested parties starting at 11am

Please check or mark the appropriate blank.

Are you satisfied with how is the "E" board is doing operating the club?
Very satisfied _____ Satisfied _____
Dissatisfied _____ Very Dissatisfied _____

Would you consider an office on the 'E' Board? _____yes, _____no

Do you agree with our present format for our Fall Show and Convention, with the instructions in the morning and the show in the afternoon?
Strongly Agree _____ Agree _____ Disagree _____

Is the \$30 fee (which includes 3 meals) Too High _____ About Right _____ Too Low _____

Do you think we should continue to use raffal sales to help offset the cost of the show?
YES _____ NO _____

Your suggestion _____

Our club has sponsored several well known carvers to come here for weekend workshops. Please check if you have participated and was satisfied with the workshop.

Jim Beving _____, Duane Boelke _____,
John Burke _____, Bill Buttenfield _____
Mark Fjeld _____, Mike Hawley _____
Dwight Hoff _____, Dean Kelley _____
Roger Lyon _____, Bill Schiwal _____
Kieth Stevens _____, Tunney Hovarka _____

WOULD YOU LIKE ADDITIONAL INSTRUCTION?
Check those you want.

HEADS _____ FACES _____ FIGURES _____ ANIMALS _____
BIRDS _____ DUCKS _____ RELIEF _____ CHIP _____
KERSNITZER _____ FOLK FIGURE _____ CARICATURE _____
FINISHES _____ PAINTING _____ BURNING _____
BAND SAWING _____ SCROLL SAW _____
KNIFE AND TOOL SHARPENING _____

Your Special Need _____

Many of our local carvers have had Whittle-In and Meeting Programs, Advanced and Novice classes. Please check if you are satisfied with the programs they have had,

Vince Biltz _____, Larry Brewster _____,
Cleo Koch _____, Frank Koch _____, Jim Swanick _____
Joe Riesenauer _____, Cindy Roth _____,
Mickey Tokach _____, Art Tokach _____

Would you consider doing a short program at one of the above functions,
_____yes, _____no

Your suggestion _____

How are we doing with the workshops and seminars?
Excellent _____ Good _____ Fair _____ Poor _____
Suggestions _____

As you will note in the treasurers report that the 'Curling Chip' has exceeded its budget and is operating in the RED. Should we continue on the present Bi-Monthly schedule _____ or change to a quarterly schedule _____.

What do you want in a newsletter?
Answer Yes or No
Present Format of eight pages with a pattern _____
Calendar of Events _____
Education Articles _____

Check the articles you want to continue in the "Curling Chip"

ASK FLICKER _____, ARTIFACTS _____,
CURLYS COMMENTS _____, HI, THIS IS CLARA _____,
MEMBERSHIP REPORT _____, PAST ACTIVITY REPORTS _____,
PRESIDENTS CORNER _____, SECRETARIES NOTES _____,
TALES FROM THE WOODPILE _____, TONI'S ARTICLES _____, TREASURES REPORT _____,

Do you subscribe to other carving magazines?
Answer Yes or No,

'Chip Chats' _____, 'The Mallet' _____, 'Wood' _____
'Popular Woodworking' _____, 'Woodsmith' _____
Other _____

The F.W.C. held a successful winter retreat at Camp of the Cross, on the first weekend of Feb. Are you interested in participating on Feb. 1, 2, & 3, 1991? Yes _____ No _____
If yes should we have a resident carver next year? Yes _____, No _____,

Your project suggestion _____

In this news letter we have announced our summer program. What do you think about these plans is it a good idea? _____
I don't care one way or another _____,
I think it is poor idea _____,
Do you plan to participate? Yes _____ No _____

We must take out a liability insurance policy How should we finance it? Have members pay full amount in membership fees?
Yes _____ No _____
Include cost in membership fees and add a small amount to workshops and other activities.
Yes _____ No _____

Because of increased costs in publishing our newsletter and having to purchase liability insurance, we will have to increase membership dues. The current dues are \$7.00. What would you recommend for next years dues?
\$ _____

We Thank you for taking the time to complete this survey and we will do all we can to bring to you the best carving club with the best activities in this area in 1990-1991

'E' Board

We gain comfort from those who
agree with us
Knowledge and change from
those who DON'T

With the above quotation always in mind, we ask that you take the time to complete and return this questionnaire. We need this information so we can make changes to improve your Carving Club for the '90-'91 carving year. We are going to try some outright bribery in an effort to get these surveys back with your honest replies.

Everyone likes a chance to win a prize, so we are going to have a contest with a personalized apron as your reward. Rules and directions are easy, 1, Fill out the survey, 2, To assure anonymity, place a five digit number[] here, record number for future proof, 3, Fold it with our address on the outside, 4, Tape over the edge, 5, Place stamp in upper right corner, and drop it in the mail by June 10th. But don't wait that long DO IT TODAY. At our newsletter deadline of June 15th we will place all number recieved in a hat and have a blind drawing. The winning number will be published in the July-August "Curling Chip", ONLY ONE WINNER. Everyone who replies will be a winner by having a say in a better program and newsletter in our '90 - '91 carving year.

Art Tokach

Hi, this is Clara
Clara Sherman

Holy wood chips Flicker,
What will
they think of next?

When John Gibson left Bismarck in January he gave us a thank you note and I'd like to share a portion with you.

"Before we take off I want to express my appreciation to the members of the Flickertail Woodcarvers for adding a new dimension to my life."

"My wife and I attended your 1988 woodcarvers show on a Sunday afternoon just for something to do. After some encouragement from Art Tokach, Mike Senger, and some insistence from my wife, I finally signed up for one of your beginner classes. I had lots of doubts about my abilities to carve a piece of wood into anything that could be identified. Those two hour beginner classes became the shortest two hours of the week and I could hardly wait for the next one. That same feeling has held true for all the classes, meetings and whittle-ins. I still consider myself a real novice at carving, but thanks to the Flickertail Woodcarvers, I now have a new interest that will give me much pleasure wherever we are. You can bet there is a spot in the trailer for my carving tools."

"The members that I have come in contact with are very special people. You have been so generous with your time, so willing to help and share your talents, and are patient. I might add that there are some excellent teachers in the club."

Thank you John for your kind words. I'd like to have all of you who enter in shows let me know about them. Vince Bitz entered a horse and two pronghorn antelope in the Renaissance Festival and Art Show in Bismarck on March 10 & 11. One of the judges was Annella Campbell. Vince & Marge Bitz, Joe Reisenauer, Bob Gausvik, and Art & Hicky Tokach attended the Good Wood show in Billings, Mont. on March 16-18. Keith Stevens won Best of Show and Publishers Award for his carving "Sandpipers in Flight." Orma Swanick is home now, and we all wish her continued improvement.

Happy Birthday to Vince Bitz, April 10, Lorraine Smith, April 15, and Pat Kramer, April 19. I'd also like to let you know that 12 lucky carvers learned to carve the caricature mouse by Vince Bitz on March 10.

Your's truly attended the 1990 California Wildfowl Arts Festival in San Diego in February. Please let me hear from you about what is going on.



SUMMER (BROWN BAG) WHITTLE IN'S PLANNED

For many years we have suspended regular meetings after May, and many carvers take the summer time off from carving and never seem to get back into it in the fall.

Many of the present officers have wondered WHY? Most answers they've received have to do with weekends for family, fishing, camping, etc.. Many take extended vacations and many more reasons, everyone has their own favorite.

Well those of us who are wondering why, also are asking, as long as you are here in the Bismarck-Mandan area during the summer and you need to eat anyway, and your evenings are open. Why not bring a picnic supper or a Brown Bag for yourself, your spouse and family and join us as soon as you get off work and CARVE with us until dark. You'll enjoy the camaraderie of the group, you'll get some more carvings finished, and we'll ALL have a GOOD TIME.

We'll take care of the park reservations and permits. We'll meet in SERTOMA PARK, SHELTER NUMBER FOUR the first and third Wednesday evenings during June, July, and August. Except for the Fourth Of July.

Power will be available so bring any power tools you may need along with your regular tools.

A 'Woodpile' permit will be discussed at our first Brown Bag Whittle-In

Whats this
'Woodpile'
Permit Curly?



HIP HIP HOORAY HIP HIP HOORAY HIP HIP HOORAY

Three cheers for a job well done to VINCE BITZ who is concluding his term as Head Honco of our club in 1987-1989. Vince will continue as the Art and Pattern Director of the 'Curling Chip' Vince also headed up the raffle in 1989 which put a lot of extra dollars into our club treasury. THANKS VINCE

So all together now

HIP HIP HOORAY HIP HIP HOORAY HIP HIP HOORAY

CURLY'S COMMENTS

Every job is a portrait of the person who did it

CALENDER-OF-EVENTS

Sat. April 21; NO MONTHLY MEETING-
TODAY

By April 28, get woodcarvings to
Frank Koch for May-June display at
the Bismarck Public Library.

Fri. - Sat. April 20-21, Red River
Valley Woodcarving Show. Fargo, ND,
West Acres Shopping Center, Contact
Gary Paulsen,

Sat- Sun. April 28-29. Meadowlark
workshop with Cindy Roth. \$20.
Contact Larry Brewster.

Sat. May 19. Monthly meeting at 10 am.
Bring items to trade or sell, if you
have something you would like to get
rid of.

June 21-24. International Congress of
Woodcarvers, Seminars and Show, Putnam
Museum, Davenport, Iowa

August 5 - 10; Woodcarving workshop at
Doan College, Crete, Neb. sponsored by
Mid- America Woodcarvers

August 12-18: Villa Maria Workshop,
Fronenac, MN, Sponsored by Minnesota
Woodcarvers

August 11-12: Lake Country Woodcarvers
Festival: exhibits, free workshop, sales
free workshops. Detroit Lakes, MN.
contact Dennis Forsell,
Detroit Lakes, MN

October 20 - 21: 21st Annual Flickertail
Wood carvers Show, Doublewood Inn,
Bismarck, ND, exhibits, sales, workshops,
demonstrations. Contact Frank Koch,

PAT KRAMER

The official newsletter of the
FLICKERTAIL WOODCARVERS
Newsletter Committee

| | |
|-------------------|------------|
| Editor | Cleo Koch |
| Typing and layout | Art Tokach |
| Art Director | Vince Bitz |
| Circulation | Pat Kramer |

The club meetings are held the
third Saturday of each month,
September through May at the
World War Memorial Building,
in the Craft Room.
Sponsored by; Bismarck Parks
and Recreation Department,

OFFICERS

| | |
|-------------------|----------------|
| President | Larry Brewster |
| President-Elect | John Opp |
| Secretary | Cleo Koch |
| Treasurer | Mickey Tokach |
| Membership | Pat Kramer |
| Program Chairman | Frank Koch |
| Property Chairman | Joe Reisenauer |

Next Newsletter DEADLINE June 15, 1990

The Curling Chip



Number 39

Sept, Oct., 1990

Next Newsletter DEADLINE Oct 23, 1990

JOE DAMPF SEMINAR FUNDED BY DAKOTA WEST ART COUNCIL

Dakota West Arts Council announced in late June that they had granted to the Flickertail Woodcarvers a \$1050.00 grant to assist us in bringing Joe Dampf of Don Mills, Ontario to Bismarck for the week of March 11 to 16, 1991. Mr. Dampf will instruct a class of twelve sculptors in a clay to wood seminar.

An additional \$100 was donated by the First Bank of Bismarck. We are actively looking for additional sponsors.

Joe Dampf has won numerous awards in Canada and the U.S.. He has recently won Best of Show at the Canadian National Expo held in Montreal and at the Davenport, Iowa Show where he has also taught for a number of years. He was the featured artist in "Fine Woodworking" magazine in the May/June 1987 issue

Most of his wood sculptured pieces begin as a clay model where many of the problems can be easily worked out. Then by using a point to point measuring system he transfers the exact likeness to the wood.

Frank Koch made the first contact with Mr. Dampf and then Larry Brewster used his expertise to write the grant request. Frank along with Pat Kramer and John Opp helped with the final paper work.

The exact workshop location has not been finalized, those registered will be notified about tools and materials by letter at a later date.

Mr. Dampf will give a slide presentation one evening while in Bismarck, this will be open to all interested people. This will be announced in a later newsletter. Plan NOW to attend it is most interesting.

In the round' carvers
duplicate reality,
relief carvers create the
illusion of reality.
Wm. McMasters, Popular Wood-
working, #54, May, '90

****REMINDER**REMINDER**REMINDER****

Cleo Koch has a few minutes left
before the show and IF you want a
apron stenciled for show time you
better get your order to her today.

****REMINDER**REMINDER**REMINDER****

PRESIDENT'S MESSAGE

This is the last newsletter before the summer comes to an end and monthly whittle-ins and meetings begin. We are once again facing the age old question of where did the summer go? For me, summer went too quickly and many plans remain incomplete or still on the drawing-board.

One of the highlights of the summer was attending a recent 2 day workshop by Harley Refsal on Norwegian style woodcarving. The theme of Harley's carving style is simplicity and flat surfaces. The challenge is to have a sharp knife, make long-clean flat cuts, and keep the carving simple. It sounds quite easy, however, as those of us attending soon found out it was easier said than done.

I came away from the workshop with a new appreciation for simple cuts, flat surface carving, and a different style of carving. I do not plan to alter my carving totally as a result of learning a new style, however, I will incorporate some of what I learned into my own personal style. This is the value of attending a workshop and trying new things.

We have been working hard to develop a program for the next 9 months that I believe you will find interesting and enjoyable. There are many events already scheduled and some others in the works. I hope you will continue to be involved in carving activities of the club during the upcoming carving year. I look forward to seeing you at the first whittle-in.

NOTICE***NOTICE***NOTICE***NOTICE

The Nov-Dec Newsletter Deadline will be delayed until Oct. 23rd so that the staff can bring you the earliest, complete show report possible. We hope to get to you by Nov.1st. This issue will also contain our HOLIDAY PATTERNS so get them to Vince Bitz for inclusion.

NOTICE***NOTICE***NOTICE***NOTICE

THANK YOU **** THANK YOU **** THANK YOU

Our special thanks to MIKE SENGER for his "ON TIME" efforts getting our Park Permits at our Brown Bag Whittle-Ins this past summer.

THANK YOU **** THANK YOU **** THANK YOU

Hi, this is Clara

Clara Sherman --223-6887 wkdys 7pm-9pm

The Brown Bag Whittle-In every first and third Wednesday evening has given us all a wonderful opportunity to woodcarve and keep up with activities of fellow wood carvers. Thanks to those who got us together this year, and for reserving the park shelter.

Welcome to BOB MATZKE, our newest member, who is from Bismarck.

Did you know?

*LARRY BREWSTER demonstrated wood-carving at the Bismarck Art and Galleries Assoc. Art Fair on the Capitol grounds on Aug. 4th. GARY ENSIGN from Miles City, MT was also there. He had a display, and worked on new carvings.

* FRANK KOCH, JOE REINSENAUER, and LARRY BREWSTER attended a workshop on Aug. 7-8 in Devils Lake, ND by Harvel Refsal from Decorah, Iowa. He teaches a Norwegian flat cut style. Refsal's subjects are of rural folk and rural activities. *JOE REISENAUER has a birthday September 19th.

Many thanks to ART TOKACH who gave us his presentation on tool sharpening techniques at our brown bag whittle-in on August 1. ART gave a class on sharpening at Doane on Aug. 5-11. We appreciated the review and tips he gave us. ART also taught relief carving when they were at Doane. MICKY took JOHN BURKE'S class, and a clay sculpting class.

ATTENTION ALL POWER CARVERS

at our 21st annual show, on Oct. 20 & 21, '90
we will have two instructors for Power
Carving. On Sat. CLIFF DRINKWINE will
instruct 10 carvers in all types of power
carving techniques. Using both the hand held
tool and the flex shaft.
On Sunday morning KEITH STEVENS will have a
small hands on project that he will instruct
the same carvers in carving.

Many of us who own these tools never know
their full potential. Both Cliff and Keith
are highly qualified and are eager to help
anyone from the novice to the pro to get full
use from their tools. If you have a problem
on a project, bring it along. Either or both
will give you very professional assistance.

Only 10 positions are open, make your
reservation early. Show participants will be
given priority placement before Oct. 6th.

Registration cost \$10.00 for each session

NON-CARVING SPOUSES

We have not forgotten you. We have something
special for you to do on Sunday morning after
tiring yourselves out shopping on Saturday.

JO ANN KELLEY will show you how to paint some
original pictures on pre washed sweatshirts
on Sunday at 8am Oct. 21st

Jo Ann suggests the following list of things
to bring.

Pre-washed Sweatshirt, poly-cotton blend
(NO acrylic)

Wear an apron or an old shirt.

If you have fabric paint or acrylic paints
and brushes bring them.

I will have: Paper towels - tracing paper -
patterns - chalk pencil - brushes to buy -
paint. There will be a small fee for paint
used, we can share chalk pencils or you may
buy them. You will need to buy two brushes if
you don't have them.

Registration Cost \$10.00

This class will be conducted in one of the
conference rooms so it can continue into the
afternoon. Within reason there is not a limit
of participants.

CARVE A CANADIAN COYOTE

Bob Gow of Winnipeg will show 10 carvers how
he carves a 'Canadian Coyote'. Bob has spent
many years observing this howling menace of
the Canadian woods and plains during his
railroad and camping experiences. Bob hopes
to have a roughout available instead of a
cutout for his instruction. This is to
facilitate your completion during the 10
hours available.

Instruction begins at 7pm on Fri. Oct 19th
and continues for both the Sat. and Sun.
morning sessions.

Registration Cost: \$20.00

Material Cost: \$15.00

NOTE: REGISTRATION COSTS SHOULD BE PAID
IN ADVANCE TO HOLD YOUR PLACE IN
A CLASS - MATERIAL COSTS ARE PAID
TO THE INSTRUCTOR AT CLASS TIME.

"Painting by the numbers may not
produce any Masterpieces, but it
does get the paint brush into
their hands". Keith Stevens

RUFUS and SADIE CHESS SET

Can you imagine Rufus and Sadie as the King
and Queen? Their castle is an outhouse, the
sheriff as the rook, and all the pawns are
hill-billies.

Well, DEAN KELLEY has put this scene together
and will share them with 10 carvers. His
class will start at 7pm on Fri. eve. Oct. 19
during our 21st annual show and continuing on
Sat at 8am Oct. 20. Only the very fastest
carvers will complete all 32 pieces, but
everyone will get the instructions necessary
to complete the set in your leisure time at a
later date.

Registration Cost \$10.00

Material cost \$10.00

Only 10 positions open, make your
reservations early. Show participants will be
given priority before Oct. 6th

C.C. What type of students are you willing to teach at your March Seminar?

J.D. I can help any sculpture student, and/or woodcarver, anyone from a beginner to a pro, they need to want to learn or improve their knowledge about sculpturing. The key words are 'a desire to improve'.

C.C. What is your main choice as a teaching medium and subject?

J.D. Clay is a very good medium as mistakes can be rectified just by adding or subtracting more clay. The near life size human head is the best choice of subject matter. I emphasize the near life size although many students do their studies in 3/4 or 1/2 size because of wood availability.

C.C. Do you mean, I could do a full figure?

J.D. We can not do figures in clay in a workshop such as this as they require complicated armatures to support the clay. Clay heads will take up to four weeks to dry prior to firing. I will provide firing instructions

C.C. I need help on relief carving can you help me in your class?

J.D. I certainly can help you, while relief does present different problems, I've done a number of relief carvings and they have all started out as a clay study, mainly because it's a additive/subtractive medium and problems can be worked out before putting a tool to the wood and then by using the Point to Point measuring system for transferring to the wood. Clay also provides an opportunity to compose fully prior to carving.

C.C. What do you mean by carved compositions, don't you use standard patterns?

J.D. I only use patterns with beginner carvers with more experienced carvers I only suggest some carvings I feel they can do, usually after looking at photo's of their carvings. Most students come to class with several poses of their selected model. It is most important to achieve a likeness and a black & white photo is preferred but it is sometimes difficult to find a developer to do them. I like the B&W because it shows many more things a color photo hides, but if color is all you have, it will have to do.

C.C. You also mentioned the Point to Point measurement- tell me more about it?

J.D. It's a very old system of transferring from a clay model to a large stone statue. Many classical sculptors used it but it has fallen to disuse in many modern sculpturing circles. My method employs a surface gauge and is better shown in a class situation.

C.C. Clay is a rather soft material, how do you make it more permanent for the Point to Point measurements?

J.D. Actually it can be used as it is while wet or after it has dried for a period of time and has hardened somewhat but if you wish to take the time I can show each of you how you can make a negative plaster mould of your piece and then remove and save the clay for future use and then cast another positive plaster moulding which should make it more durable for measurement.

C.C. You mean I could make repeated castings of my art work?

J.D. Not with this method because you destroy the mould to get to the hard inside art work. This is not a greenware mould. Besides why would you wish to put out multiples of your art work?

C.C. Many of our carvers are strangers to clay and work at a slower pace, will this class be a benefit to them?

J.D. Yes, I never push a student beyond their own capabilities, peer pressure has no place in art work. All artists should enjoy doing what they're doing. For those who wish a faster pace and are willing, I'd suggest throwing each days project back into the clay bucket and starting a new one each morning and also to keep a note book of your mistakes and to learn from them. However I do find that most students want to go home with something so I will give as much help or as little as they wish and I'll keep my hands entirely off their work if it's their preference.

C.C. I've noticed that you use your family as models for many of your prize winning woodcarvings. How come?

J.D. I have a personal attachment with all of my sculpture, I also own all except one (of my carvings, I feel that with that much time put into each carving I can't part with any of them.

REGISTRATION
FOR
21 TH ANNUAL FLICKERTAIL WOODCARVING SHOW
OCTOBER 20-21, 1990
Doublewood Inn
Exit 36 & I-94
BISMARCK, NORTH DAKOTA

NAME _____
STREET _____
CITY _____
STATE _____
PHONE _____

I plan to participate in the following workshop: (limit of 12 per workshop; show participants are given priority over nonparticipants)
WORKSHOPS ARE FILLED BY EARLY REGISTRATIONS

Dean Kelly (chess characters) FRI EVE & SAT MORN \$8.00 _____
Bob Gow (coyote) Friday eve , Sat & Sun, \$15 fee _____
Cliff Drinkwine(power carving) Sat. morn only \$8.00 _____
Keith Stevens (power carving) Sun. morn only \$8.00 _____

Joann Kelly (Sweatshirt painting) Sunday only \$8.00 _____
(bring your own washed sweatshirt)

REGISTRATION FEE

Participating carver \$30.00 _____
Noncarving spouse \$25.00 _____
Extra table \$ 5.00 per _____

TOTAL: _____

Electricity will be available at center of exhibit area, please bring an extension cord if you need electricity.

This carving show will allow you to sell your carvings at the show if you wish to. If you sell an item, another item should replace it. Pricing of carvings should be done by using a indiscrete tag.

Return the completed registation form by Oct 6 please, with your check to

Frank Koch

SEMINAR ETIQUETTE AND FAIR PLAY

C.C. Looking at the quality of your work, where did you go to school to learn what you know about sculpturing?

J.D. I've spent over 30 years in the upholstery business. My art training has been attending classes such as I now teach and working with various sculptors. Actually when you think about it, upholstering is about shapeing, same as clay modeling. The shape is the important, NOT the details.

Editors Note; All twelve places have been reserved, If you desire to be put on a list in case of a cancellation, please notify Frank Koch,

A seperate letter about the workshop including tools needed and materials will be mailed to each registered participant at a latter date.

CURLY'S COMMENTS

Tact is the art of making guests feel at home when you wish they really were.

"ANYWAY"

People are unreasonable, illogical, and self-centered....
Love them anyway.

If you do good, people will accuse you of selfish ulterior motives....
Do good anyway.

The good you do today will be forgotten tomorrow....
Do good anyway.

What you spend years building may be destroyed overnight....
Build anyway

Give the world the best you have and you'll get kicked in the teeth....
Give the world the best you've got...
"ANYWAY"

This article is reprinted from the Belleville, Ill. "Holzschnitzers" newsletter. The author is Joe Wannamaker

At the last meeting Don Lougeay brought up a very valid point about seminars. Don did a break down of the amount of individual time each student could expect from the instructor, and it was something like 25 or 30 minutes. He pointed out that visitors to the seminar, who feel free to take up the instructors time, are cutting into the instruction time of the people who paid for the seminar.

There are other practices that also tend to cut down on the best utilization of the instructor's time. I intend to review some of these practices here, not to point fingers at any particular person, because we all have been guilty at some time or another. Having done a fair amount of instructing in seminars with large groups, I know that the instructor's goal is to give each student an equal amount of time and the best instruction possible. What happens when the seminar starts is that there are seemingly endless distractions directed at the instructor that break his concentration on the teaching and slows the whole thing down. The visiting carver who expects instructor's attention is a case in point.

Everyone enjoys the comradery and visiting during a seminar but when the instructor is working with someone please don't make a lot of small talk and tell jokes that tend to distract the instructor from the work at hand. It is very difficult to instruct someone on how to set an eye in a carving and at the same time be a part of the conversation. Keep the chatter down and try to keep the conversation pertinent to the carving during the instruction period. There is usually plenty of time during the lunch break and before and after the class to visit with the instructor. Instructors are really interested in what you are doing in carving and in your ideas, but here again don't let your stories interfere with the flow of instruction. Seminars are definitely not the place for show and tell or to seek guidance on some other project you might have going. If the instructor is a personal friend, and you want some personal time together, take him/her out to dinner and bend his/her ear all evening long.

Another distraction to an instructor is the person who, having had his turn, feels free to follow the instructor around asking for more personal attention. How many times have you heard some interrupt the instruction to say, "Excuse me, this will only take a second. I seem to have one eyeball higher than the other. Could you fix it?" Wait your turn and don't horn in on someone else's turn. It is possible to solve some carving problems by turning to your fellow carvers for help.

Another seminar problem is that most instructors really don't supply enough models and instructional materials, relying on the students to share what is available. Don't hog the reference materials! If there is only one or two carved models, the model sharing becomes as important as the instructor sharing.

When the instructor is giving a lecture to the group as a whole, please give your full attention and don't engage in side conversations. It isn't right that the instructor should have to try and talk above you and it isn't fair to those trying to listen and make notes.

As I said in the beginning, I point no fingers because I am as guilty as the next one. I just hope that bringing all of this forward will cause all of us to be more considerate and fair with each other. It won't take any of the fun away from the seminars and it will better enable each of us to learn more. As Don said, "When I pay \$85 for a seminar I want to get all I paid for."

21st ANNUAL WOODCARVING SHOW

SPONSORED BY
***** FLICKERTAIL WOODCARVERS *****
BISMARCK, ND

Saturday and Sunday
October 20 & 21, 1990

Doublewood Inn
Exit 36 & I-94
Bismarck, ND

The Flickertail Woodcarving Club invites all woodcarvers to participate in a fun filled weekend consisting of learning, sharing, and comradery. We have put together a program consisting of: workshops for the woodcarvers, demonstrations for the public, activities for the spouses, and of course exhibiting the many carvings by the carvers.

Agenda for Friday eve October 19

Setup 6-9 pm;
Bob Gow Coyote Class 7-9 pm
Dean Kelly Chess character class 7-9 pm

Agenda for Saturday OCTOBER 20.

Setup 7:30 am - 11:30 am (doors closed to public)
Carving workshops (Dean Kelly Chess characters 8-11:30 am
or Bob Gow coyote or Cliff Drinkwine power carving)
BRUNCH 11:30 am - 12:30 pm (cost included in registration fee)
Carving exhibits open to public 12:30 pm - 7:30 pm
Woodcarving demos by carvers encouraged 12:30 pm - 7:30 pm
Vendors selling 12:30 am - 7:30 pm

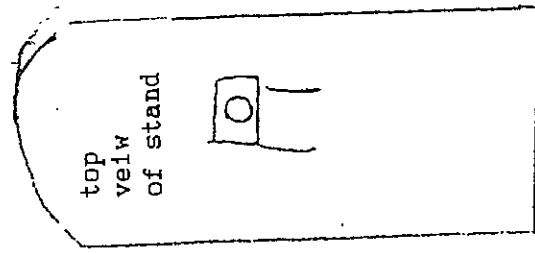
BANQUET - 8 pm at Doublewood INN (cost included in registration)
Drawing for prizes at banquet and entertainment.

Agenda for Sunday OCTOBER 21

Carving workshops: Bob Gow coyote, 8:00 - 11:30 am
Keith Stevens, power carving 8:00 - 11:30 am
BRUNCH 11:30 am - 12:30 pm (cost included in registration fee)
Carving exhibits open to public 12:30 - 5 pm
Woodcarving demos by carvers encouraged 12:30 - 5 pm
Vendors selling 12:30 - 5 pm
Drawings for raffle items 4:30 pm
Joann Kelly sweatshirt painting 8:00 am - done

In order to receive the use of the Doublewood Inn at no cost, we have agreed to have the woodcarvers eat some of their meals at the Doublewood Inn. Therefore, we have set a registration fee of \$30.00 (tax and gratuity included) which will cover the cost of the Saturday brunch, Saturday evening banquet, Sunday brunch, and table set up and take down. Spouse meals cost will be \$25.00 (tax and gratuity included). A block of rooms has been set aside for the carvers at a special rate of \$40 for singles and \$45 for doubles (children stay free). EXTRA TABLE \$5

We are urging all carving participants to carve an item from a piece of wood approx 1.5 x 1.5 x 4 to exchange at the Saturday evening banquet. NOTE: Raffle tickets will be available for selling Sept. 1. Half of the raffle ticket sales can be applied to the show cost registration fee (but not more than the cost). Donation of carvings for the raffle are needed, contact Vince Bitz, Bismarck, ND to donate items. For additional information regarding the show contact:
Frank Koch, Bismarck
or Larry Brewster, Bismarck, ND



Drill 1/8" hole -
glue on tail with 1/8"
dowel

Drill 2 - 1/4" holes

Drill 2 - 1/4" holes
for Yucca plants

1/4" X 2"

ear side velw

ear front velw

Ear and Horn glued on

horn

Green Twig for
Yucca plant

glue

RUNNING BUFFALO

BY
VINCE BITZ,
ART DIRECTOR

Material needed;
3" X 8" X 8" Basswood

 CALENDER-OF-EVENTS

Tales from the
 Woodpile

Sept. 15. Monthly meeting at 10 am
 Surprise project at 9 am, bring a knife

Dave Jordan-

Sept. 22. Sat. Art Tokach Relief class
 starts. 8 - 11 am , Preregister please

Oct. 3. Wed. Whittle-In 7 - 9 pm
 Project to be announced later

Oct. 6. Sat. Get your preregistration
 for Flickertail Woodcarving Show in !

Oct 20 -21. Sat & Sun. 21 st Annual
 Flickertail Woodcarving Show at the
 Doublewood Inn

Oct. 24 Wed 7-9 pm. First night of
 Wednesday evening beginning woodcarving
 classes, sign up at the show

Oct. 27, Sat. 9 - 11 am. First meeting
 of Saturday beginning woodcarving
 classes, sign up at the show

March 11- 15. Joe Dampf clay sculpture
 class. Class location to be determined
 later.

Growth rings are used by forestry people
 to tell the age of a tree. Just what are
 growth rings and how are they formed?

Between the bark and the wood is a layer
 of thin-walled living cells called the
 cambium. This is the area where tree growth
 occurs. No growth in either diameter or
 length takes place in the wood already
 formed, new growth is purely the addition of
 new cells. New wood cells are formed on the
 inside and new bark on the outside of the
 cambium. As the diameter of the woody trunk
 increases, the bark is pushed outward, and
 the outer bark layers become stretched,
 cracked, and ridged. A new growth ring is
 formed each year.

If growth is interrupted by either
 drought or defoliation by insects the ring
 for that year will be closer to the previous
 year. Next time you see a tree cut down,
 count the growth rings.

PAT KRAMER

FLICKERTAIL WOOD CARVERS

The official newsletter of the
 FLICKERTAIL WOODCARVERS

Newsletter Committee
 Editor Cleo Koch
 Typing and layout Art Tokach
 Art Director Vince Bitz
 Circulation Pat Kramer

The club meetings are held the
 third Saturday of each month,
 September through May at the
 World War Memorial Building,
 in the Craft Room
 Sponsored by: Bismarck Parks
 and Recreation Department,

OFFICERS

President Larry Brewster
 President-Elect John Opp
 Secretary Cleo Koch
 Treasurer Mickey Tokach
 Membership Pat Kramer
 Program Chairman Frank Koch
 Property Chairman Joe Reisenauer

\$\$\$DUES\$\$\$ \$\$\$DUES\$\$\$ \$\$\$DUES\$\$\$ \$\$\$DUES\$\$\$ \$\$\$DUES\$\$\$
 D D
 U Dues for the Flickertail Woodcarvers U
 E are \$9.00 per year, Sept, thru Aug. E
 S S
 \$\$\$DUES\$\$\$ \$\$\$DUES\$\$\$ \$\$\$DUES\$\$\$ \$\$\$DUES\$\$\$ \$\$\$DUES\$\$\$

The Curling Chip



Number 40

Nov, Dec., 1990

Next Newsletter DEADLINE Dec 15, 1990

Critique of 1990 Show

SHOW RAFFLE

There were \$1134.00 worth of tickets sold. After expenses and rebates to show participants were deducted, there was a \$720 profit to help defray expenses of the show.

Winners of the raffle prizes were;

TV set Jack Motyer, Winnipeg

*O*O Donor Prize Winner

J Reisenauer- Love Spoon - Chris Kincaid
 Frank Koch - Caricature - Maxine Johnson
 G. Thompson - Feather Pin- Gary Brown
 John Opp - Mallard Duck- Dave Schmidt
 Vince Bitz - Mouse - Molly Brewster
 Frank Koch - Bear - Tracy Wetsch
 Van Stockert- Eagle - Connie Magilke
 Mickey Tokach- Bark Carving- Elmer Weigel
 Bob Lawrence- Bark Carving- Cleo Koch
 Cleo Koch - Bark Carving- Ken Redka
 Art Tokach - Plate - Mary Lawrence
 Larry Brewster- Caricature - P.J. Chandler
 Harold Nordwall- Indian Head- Bev Gibon
 Vince Bitz - Maccasins - Royce Cline

The club extends a BIG THANK YOU to all of those who donated the prizes.

Everyone measures success by different methods, degrees, etc., but to me, as a relatively new carver, this show was a smashing success.

Some highlights of its excellent rating may seem trivial but are important to me and my carving development. I was shown how to place a button on a carving. A different technique for doing a mustache. How to do trouser cuffs, and many other things through the sharing by carvers of their knowledge, and their carvings. I see how much little things such as bases and habitat add to the enrichment of a carving. The small details in the carvings are beginning to take on a new meaning.

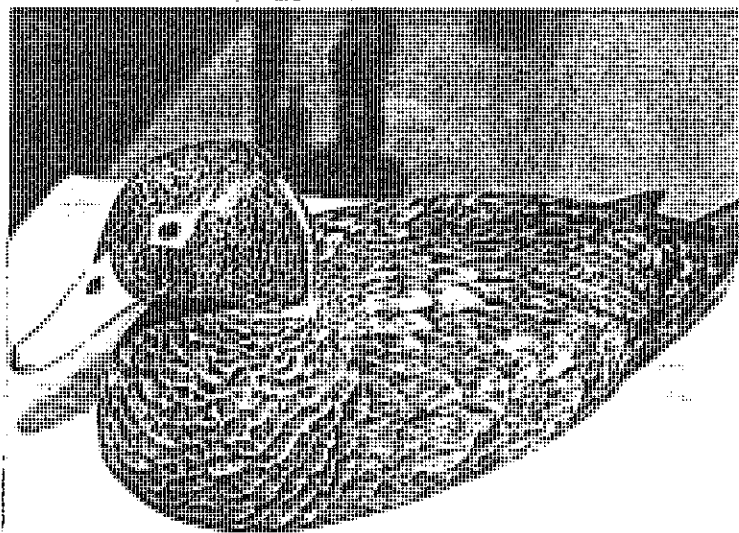
Strange as it may sound I am really excited about how little I know about woodcarving and the fine ingredients that go with it.

I have a wish list that involves years of learning and carving. I want to learn and do more chip carving in things such as the jewelery boxes. Relief carving leading to minute detail, such as the flowers at the show. Fish carving. Proper use of shapes, colors and materials for bases, habitat, finishes, etc..

Part of this wonderful show was the food, the fellowship, the compliments by the fellow carvers and visitors, banquet entertainment etc..

I have just shared some of the items on my wish list. If you have needs and ideas for Whittle-Ins and the 1991 show, write them down and give them to Frank or any of the board members.

To everyone involved in this show I wish to say "THANK YOU FOR SHARING" and by using one of the entertainment song titles, say, "Will you not all come back again", and encourage a fellow woodcarver or two to join us next year to instruct, show, exchange ideas or anything else.



CINDY ROTH

John Opp, President Elect

Hi, this is Clara

DID YOU KNOW THAT: The following people have birthdays soon. KAY KOCH, Nov. 10, BOB GAUSVIK, Nov. 11, and CLEO KOCH, December 10. FRANK KOCH was recently honored with a national award for Bismarck State College's promotion of National Chemistry Week last year.

This year's woodcarving show was a success. It was exciting to be there. Everyone had a chance to get involved in classes for both carvers and non carving spouses. I asked some spouses how they felt about the show. EMILY GOW, Winnipeg, Canada, said she liked the fact that we offer a lot to carvers as well as to viewers. The sweat shirt painting class was so much fun for her she painted two shirts. DORRIE STEVENS, Ashland, MT, also took the shirt painting class. She would like to see craft classes for spouses continued, and would be willing to try a small carving project which could be completed and taken home at the end of the show. PHYLLIS SPOONER, Casselton, ND feels that the show is more interesting when spouse projects are included. She thinks it is "neat" to see so many younger carvers. She said the variety and quality of the woodcarving is "tremendous." She feels that workshops have done so much for woodcarving. JOANNE KELLEY, Omaha, NEB, who so willingly instructed the sweat shirt painting class, said it is good that our woodcarving show is a learning show. MARJORIE BITZ and BERNIE REISENAUER, both from Bismarck, would like to take another shirt painting class. They also said that as they sat by the door selling raffle tickets they overhead so MANY WONDERFUL COMPLIMENTS about the show as the viewers passed by them. ROSE STOCKERT, Steele, ND attended her first woodcarving show. She really enjoyed it and I know we will see her at future shows.

Thank you to everyone who planned this year's show and to those who displayed their carvings. We all are looking forward to the next show.

Clara Sherman

CURLY'S COMMENTS

Every job is a portrait of the person who did it,

PRESIDENT' MESSAGE

I attended a seminar presented by a futurist and learned that knowledge is doubling every 7 years. This was hard for me to believe. I searched for something that would support this assertion. After some thought, I remembered that it was 7 years ago this month that I began carving. Many advances and changes have taken place during this brief time. These include: (1) the use of ruby carvers, diamond carvers, Carbide carvers, and other power attachments; (2) use of the power chisel; (3) cast carvings used as study guides; (4) a multitude of carving books on ducks, birds, caricatures, carving techniques, painting carvings, fish, fishing lures, ...; (5) high speed grinding tools; (6) painting techniques such as blending, use of mediums, washes, vermiculating pens, etc.; (7) dust boxes; and on and on and on. There are also advances in the traditional hand tool. I recently saw that Fred Cogslow has designed a set of new tools that use the skew theme. There are so many carving workshops and seminars available that it is difficult to choose what to attend. And for the traveling carver, there are opportunities to travel on excursions to foreign countries to visit famous carving studios and carvers.

Yes, the art of carving has seen some dramatic changes the past 7 years. The major changes have been in the tools, resource materials, opportunities to learn carving and to develop carving skills, and the opportunity to spend more money on your carving hobby.

I recently took inventory of my carving tools, supplies, books, and so forth. I just received a copy of a new carving catalogue and decided that there was nothing more I needed, EXCEPT MAYBE A ..., A, AND A

I wonder what the next 7 years will bring?

If we do not accept change,
we can not expect to grow.

Today's personal messages are portrayed on T-Shirts and sweatshirt fronts and backs. They are today's Bumper Snickers. This was seen on an obviously BORED young married man in a women's apparel store waiting for a shopping spouse.

0% INTEREST

Others seen recently;

You'll have to look
somewhere else for
someone who cares!

Better days are coming
they're called
Saturday and Sunday

ASK FLICKER????

Q. I've been asked to present a class to other carvers at our club's whittle-in. Do you have any suggestions that would make this class special for the other carvers and for me?

A. Congratulations, you should feel proud that someone enjoys your carving enough to ask you to help others make a similar carving. Volunteers are also needed to carry on this sharing of ideas and talents. I could be facetious and give you the same advice, an older gentleman gave to a first time speaker. He told him K.I.S.S. When asked for a further explanation he replied, 'Keep It Simple, Stupid'. But, you asked for help not sarcasm.

My suggestions for an enjoyable carving meeting.

1. Do keep it simple, but be a little innovative, come up with a new idea, don't rehash something someone else has already done.

2. Plan for a 2 hour session, then take it in half. Keep it in mind that many the carvers at that meeting enjoy the camaraderie of these sessions. The joy of taking something home they just made, makes a body happy.

3. List your goals and make an outline. Have a beginning, a middle and an end. Tell them what you're going to do, do it, then tell them what you just did. Get them involved, plan a hands on project. Whenever possible use a printed handout with extra room for notes.

CURLY'S COMMENTS

On pages 64 to 68 in the Oct. '90 issue of the 'Workbench' magazine contains an article on "Clear Water Based Wood Finishes". It is an environmentally safe finish for wood that does not darken the wood and is water clean up for easier working.

Don't throw away those used cereal boxes, advises Kieth Stevens. They make excellent paint palettes. Their large flat smooth surface with it's hard surfaced printing retards absorption of your paints and you might even be able to use the colors as a reference. The white ones are less confusing and there is no cleanup, just file it in the circular file.

4. Study and know your materials thoroughly. It's better to give them they'll remember than 13 that -



5. Focus on the project at hand. Don't wander into something you don't have time to do. Time your carving during class. Carvers carve at the same time as those who are not so -

6. Have several projects. There won't be an end to someone's look. Enough to keep the class going. Unforgotten.






7.
P.


1.
do.
spo.

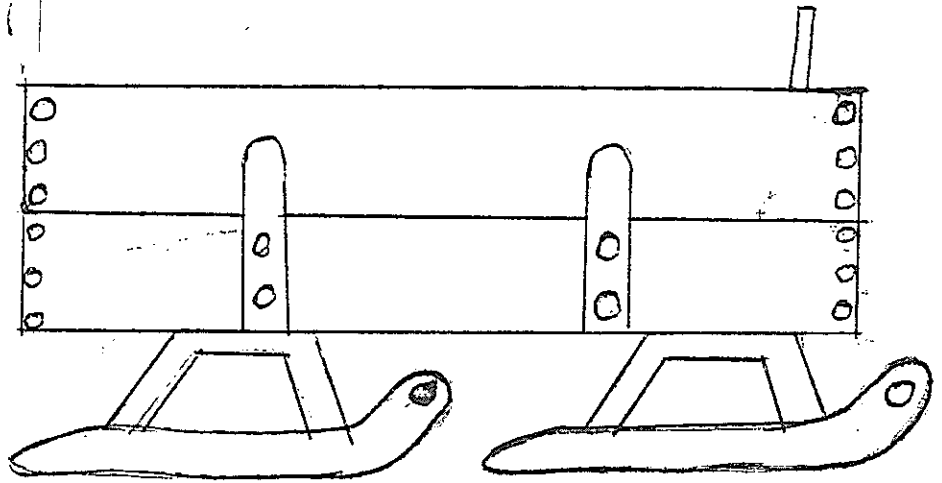

9.
class
SHOW YOU




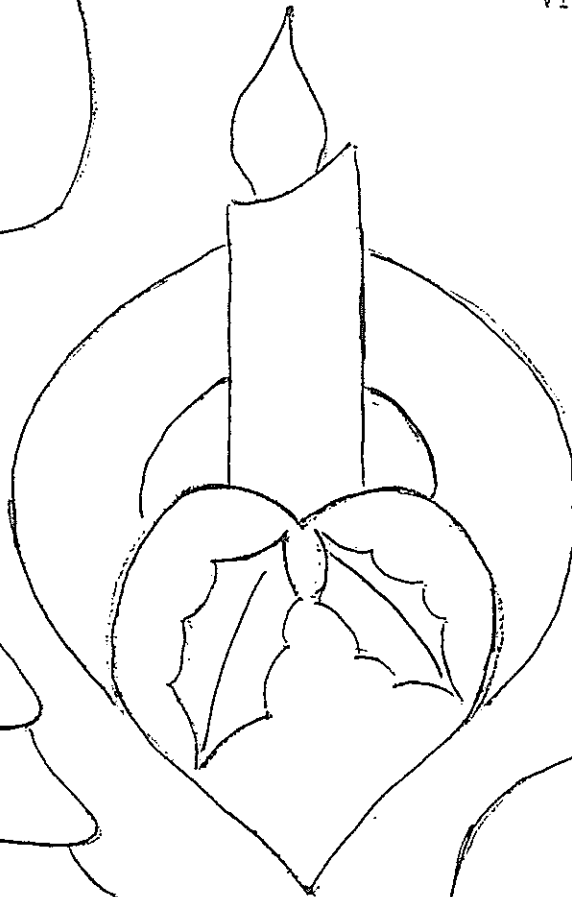
PHOTO'S BY RALPH PELAND







VINCE BITZ



REPORT OF THE 21 st ANNUAL
FLICKERTAIL WOODCARVING SHOW

The annual woodcarving show was OUTSTANDING! The exhibits seem to be better each year. A comment heard quite frequently from the public was "I never imagined that the carvings would be this good". The workshops were enjoyed by 46 participants. The workshops involved carving chess characters with Dean Kelley, using power tools to create pocket snakes with Keith Stevens, using power tools to turn a duck head with Cliff Drinkwine, carving a covote with Bob Gow, and painting sweatshirts with Joanna Kelley. This year's show included free hourly drawings for small carvings donated by Larry Brewster, Frank Koch, and a plier by Harbison. Also, new this year was the exchange of carvings between show participants at the Saturday evening banquet. Not new this year but most enjoyable was the entertainment by Bob Gow and Norm LaFontaine with their harmonicas, Larry Ensign on guitar and singing, and Vince with his spoons. A quick survey of the participants indicated that they prefer the hotel (ballroom) format for the show, so we have scheduled October 19 & 20 of 1991 for our 22nd annual woodcarving show. On behalf of the Flickertail Woodcarving Club I would like to say THANK YOU to everyone for helping make our show a success.

CURLY'S COMMENTS :

Bill Schiwal advises us not to get 'taken in' or fooled by the fallacy that you can get a smooth sanded surface by using worn down abrasive (sand, garnet, alum oxide, etc) paper. He says that when they produce and grade the grit used in the paper it must pass through the sieve of the proper size. The fines continue on to be graded for a finer paper. He suggests that this may be the reason you end up with a scratch on a otherwise smooth surface. The reason, somewhere on that paper is a particle that did not wear down and it is just waiting for you to make the mistake of not changing to successively finer grits whenever you sand for that beautiful, mirror, no flaws finish.

Before Bob Gow and Norm LaFontaine entertained us with their harmonicas, Norm recited the following story. This is best read aloud at a slightly fast rate. See how many mistakes you make, Norm did not make any.

Up in Canada, north of Winnipeg, Man. In what is known as the interlake region, which is between Lake Winnipeg and Lake Winnipegosis, there is a little town called Narcissi. It is known as the snake capital of Canada. This is the story of one of these little snakes called 'Petey'.

From the moment he was born, all Petey did was hiss. He would hiss here and he would hiss there and he would hiss all around the pit. One day his mother said to him, Petey I don't want you to hiss in our pit anymore. If you want to hiss you will have to go outside and hiss outside. Petey being a very obedient snake went outside everytime he felt like hissing. He would hiss by the path, he would hiss by the pond, he would hiss all over the place.

One day he decided to go to Mrs. Potts pit and get Mrs. Potts permission to hiss in her pit but Mrs. Potts wasn't at home. So Petey went into Mrs. Potts pit and was hissing there when Mrs. Potts caught Petey as he was hissing in her pit and she said to him, 'Petey, what are you doing hissing in my pit? go home and hiss in your own pit'.

Now this saddened Petey very much, so on his way home he would pause and hiss and hiss and pause until he got home.

When he got home his mother saw that he was very sad so she asked 'Petey why are you so sad'. Petey answered, 'remember mother, you told me not to hiss in our pit anymore. Today I felt like hissing in a pit so I thought I would go to see Mrs. Potts and get her permission to hiss in her pit but Mrs. Potts wasn't home, but I went into her pit and was hissing there when Mrs. Potts came home and caught me hissing in her pit and she said to me, 'Petey what are you doing hissing in my pit? If you want to hiss in a pit go home and hiss in your own pit'.

Then his mother said, 'Petey, you know that Mrs Potts, I knew her when she never had a pit to hiss in'.

Mickey quit buying palette paper, now she uses less expensive freezer wrap with the plastic finish on one side.

MORE TO COME

Besides his duties as program and show chairman, Frank Koch has taken on two other LARGE jobs from which we as woodcarvers will eventually gain a big benifits.

The first is the largest of the two. The raising of \$1500 to buy 12 sets of large carving tools and benches primarily for the Senior Citizens use, which we will all become someday. Area banks and large businesses are being contacted for donations.


The other is as carving coordinator for the Bismarck Tribunes Sport Show to be held at the Civic Center on Feb. 22-24, 1991.

The Tribune is inviting all woodcarvers to enter a judged competition carving show and sale. There will be 6 categories, with a monetary prize for each category.

A seperate mailing of the information will be made sometime in Dec. Contact Frank Koch at Bismarck, ND 58501 for your info packet.

Woodcarving competition is something new to most of our members because our shows have traditionally been for display only and we intend to keep the present format for our annual show. This show will not be sponsored by the Flickertail Woodcarvers Club as such, but we hope that we will get many of the entries from the club. We will need your sharing help during showtime for set up and take down, show arranging and security. It will also afford the club the exposure of our talented members.

Keep those dates reserved and contact Frank Koch for the info packet. If you know where Frank can get some extra dollars for the tools, pass the tip on to him.



Tales from the Woodpile

When carving a piece of wood you need to know the direction of the grain. The terms "grain" and "texture" are commonly used in reference to annual rings, as in fine grain and coarse grain, but it is also employed to indicate the direction of the fibers, as in straight grain, spiral grain, and curly grain.

Wood finishers refer to woods as open grained and close grained as terms reflecting the relative size of the pores. This helps them determine whether the surface needs a filler.

Grain then would be the direction, size, arrangement, appearance, or quality of the fibers in the wood or lumber. Texture, a term often used interchangeably with grain, refers to the finer structure of the wood rather than to annual rings.

Dave Jordan

SECRETARIES NOTES

Aprons were completed, a few more will be ordered @\$6.50 each. Anyone interested can put in an order until Nov. 3rd. Thanks to Mickey Tokach for the laundering, ironing and unending giving of her time and talents for so many projects. THANK YOU MICKEY.

Thank you also Jerry Tjaden for graciously allowing an out of town member to purchase the one reserved for him. THANK YOU JERRY.

MARGE BITZ did a wonderful job on the floral center pieces at the dinner. I know many many more THANK YOU'S should be expressed for the many people who donated time, carvings and instructions to make our recent show a success.

With so many things going on, we don't always remember to express our thanks. You are all beautiful people, THANK YOU for being you.

The new budget has been approved and we hope to get to you our best efforts on behalf of the staff for the coming year. Any topic you wish discussed, a special pattern, even help with a delayed and half forgotten project, let us know and if it can not fit in our newsletter we will certainly see to it that the fellows work on it at a workshop.

Happy carving, now that you have been re-inspired with the spectacular recent show.

Cleo Koch, Secretary and Editor

CALENDER - OF - EVENTS

Wed. Nov. 7, Whittle-In 7 - 9 pm carve a small hat with Vince Bitz

Sat. Nov. 17, Monthly meeting, 10 am

Sunday Dec 2, Tracy Mountain Woodcarving Show, Hospitality Inn, Dickinson, ND

Wed, Dec 5. Whittle-In 7 - 9 pm carve Xmas ornaments with Mickey Tokach

Sat. Dec 15, Monthly meeting 10 am. Annual Xmas party. Bring a treat to share. Carvers bring a recent carving to show.

Wed. Jan. 2. Whittle-In 7 - 9 pm. Chip carve a unicorn with Art Tokach

Sat. Jan 19. Monthly meeting at 10 am. project pending, any ideas?

Weekend of Feb. 1 - 3. Woodcarving weekend at Camp of the Cross(near Pick City) project will be a French Lope eared rabbit or bring your own). Contact Larry Brewster if you plan to attend this fun weekend. SOON!!!!!!!!!!!!!!

\$\$\$DUES\$\$\$ \$\$\$DUES\$\$\$ \$\$\$DUES\$\$\$ \$\$\$DUES\$\$\$ \$\$\$DUES\$\$\$

D D

U Dues for the Flickertail Woodcarvers U

E are \$9.00 per year, Sept, thru Aug. E

S S

\$\$\$DUES\$\$\$ \$\$\$DUES\$\$\$ \$\$\$DUES\$\$\$ \$\$\$DUES\$\$\$ \$\$\$DUES\$\$\$

Week of March 11 - 15. Joe Dampf Clay Sculpture Workshop. More info to participants later.

April Fargo Woodcarving Show. Exact Friday - Sunday August (possible 16) Harley Refsal woodcarving workshop at Lake Isabel. Limit of 12 participants. Cost may be \$50 for 2 1/2 days. Contact Frank Koch to save a space.

Sat. & Sun. October 19 & 20 - 22nd Flickertail Woodcarving Show at Doublewood INN of Bismarck.

It takes the work of many people to put on a successful annual carving show. Hats off to Micky Tokach for keeping track of the income and expenses associated with the show. She spent a considerable amount of her time during the show dealing with the financial matters of the club while most of us carved or visited with other carvers. Thanks Micky!

PAT KRAMER

The official newsletter of the
FLICKERTAIL WOODCARVERS
Newsletter Committee

Editor Cleo Koch
Typing and layout Art Tokach
Art Director Vince Bitz
Circulation Pat Kramer

The club meetings are held the third Saturday of each month, September through May at the World War Memorial Building, in the Craft Room. Sponsored by Bismarck Parks and Recreation Department.

OFFICERS

President Larry Brewster
President-Elect John Opp
Secretary Cleo Koch
Treasurer Mickey Tokach
Membership Pat Kramer
Program Chairman Frank Koch
Property Chairman Joe Reisenauer