

The Curling Chip

Newsletter—Flickertail Woodcarvers
Bismarck, Mandan, and Surrounding Area

Klaes S. Welch, Editor



November 18, 2006

Monthly meeting at Trinity Lutheran Church
10:00 am

John Opp provided the carving for the day. The project was a chip carving of a bell. Frank Koch conducted a class of a ring-necked duck.

President Bob Pedigo called the meeting to order. There were 12 members present.

The minutes of the last meeting was read. The minutes of the last meeting were then approved.

Treasurer's report showed a balance of \$2,148 in the checking account with all bill paid. The account did not reflect a \$1,000 grant from DWAC for future classes.

Frank Koch that featured carver, Bob Lavender, is unable to participate in the 2007 show. Tom Parks is a carver who has been contacted is checking his schedule. If he can come, the featured project would be a Canada Goose.

Frank also reported that Harley Schmidtgen has been contacted about conducting a class on March 30, 31, and April 1, 2007. More updates about the spring and fall classes will be announced later.

The Dakota West Arts Council has granted \$1,000 to be used by the club for future classes. How the money will be used will be decided later when schedules and instructors are more certain.

DWAC is also sponsoring its annual "Art in Motion" in the Kirkwood Mall on February 3, 2007. Any and all club members are encouraged to participate in the show. The show will run from 10 a.m. to 4 p.m.

Frank Koch reported that the Christmas party has been moved to the Seven Seas in Mandan to be held December 12. Cost will be \$15.80/person.

A short discussion about the club members purchasing shirts with the club emblem embroidered on the shirt. Cost will be \$22 for the short sleeve or \$24 for long sleeve. An extra \$5 will be charged if the member has his/her name embroidered beneath the club emblem. The color of the shirt will be dill green.

A short discussion was held about the possibility of posting the newsletter on the website. Club members are encouraged to check out the website frequently for updates.

Paid in part through a grant from the
Dakota West Arts Council

Bob Pedigo announced that he is planning on teaching a class power carving a smoothie Rainbow Trout on January 6, 2007. The plan is to air brush the trout on January 27. He would like to conduct the class with at least 6 carvers. If interested, contact Bob Pedigo.

Jim Lindseth will be responsible for providing the carving gift for exchange at the next club meeting.

No further business. Meeting adjourned.
Warren Schlecht, Secretary

NOTES from the President

Thank You, Sam

One of the people who have assisted our club behind the scenes for many years deserves heartfelt thanks for a job well done. Sam Lacher has helped with our membership list and newsletter mailing labels for nearly as long as I've been a club member. Sam is moving on to other pursuits and is no longer able to provide that assistance. Thank you Sam for all you have done for us.

Rainbow Trout Painting Class

There is still plenty of space in the Airbrush Trout painting class scheduled for Saturday, January 27. Even if you don't have a carving to paint, you can learn to use an airbrush by painting a trout on a piece of drawing paper during this class. We will cover airbrush basics and then move into painting a Rainbow Trout. Bismarck State College has enough airbrushes to allow everyone to use theirs even if you do not have your own to bring to class. Call Bob Pedigo if interested at 258-0702.

NOTE: Flickertail Woodcarvers:

At the last woodcarving show you indicated that you would interested in a club shirt. We have selected a shirt, a polo style. You may select a short or long sleeve. If you want your name embroidered below the club logo it will be an extra \$5. The color selected is "dill green" – a soft color of green. The short sleeve is \$22. The long sleeve is \$24. The prices are for small (S) to extra large sizes (XL). For sizes larger than XL add \$2. The shirt prices include an embroidered club logo on the right front of the shirt. Again if you want to include your name the cost would \$5 extra. With your name on the shirt you not need the dangling name tags. Many are ordering a shirt for their spouses as well.

Please let me know if you want a shirt, what size, long or short sleeve, and if you want your name added. Please order by meeting day in January.

Frank Koch

Flickertail Woodcarvers 2007 Show Theme

The theme for the annual Flickertail Woodcarvers Show for 2007 is cowboy/western town. We are looking for carvings to depict the Gunsmoke /Dodge City era. Each carver would carve a section of Dakota Territory. Some parts of Dakota **Territory** would include the following: saloon, telegraph office, bank, lawyer office, railroad depot, mining office (assay), café, livery stable, doctor, general store, barber shop, church, sheriff, and school. If you can think of additional parts please send me the suggestion.

Each part of the exhibit should have either the front or back wall (about 12 inches high) of the establishment with the characters in front of the wall. The scale to be used is about 8 to 10 inches for the people and the animals in the same relative scale. The depth of the exhibit should be 11 inches and $\frac{3}{4}$ inch thick so we can use the exhibit parts for the Bismarck Library display during Feb., March, and April of 2008.

During the 2007 Flickertail Woodcarving show we would like to form a street of this historic town by using these exhibits for each side of the street. We also could use some additional carvings for activities on the street itself (fighting cowboys for example, miner with pack mule, gunfighters, etc).

So get your creative juices flowing and create something unique. The pieces should be finished by Sept. 10, 2007.

If you wish to participate in forming this historic town, please contact Frank Koch,
Bismarck, ND, 58503 or

Begin the New Year with Rainbow Trout Classes Using Power Carving and Air Brush Painting:

I will be teaching two classes in January on carving and painting a rainbow trout. The first class will be power carving an 11" rainbow trout from basswood. This will be carved as a "smoothie", no scales are required. We will insert glass eyes and Tupelo fins. This will be done in my garage where I have adequate dust collection for a power carving class. This will be a one day class on Saturday, January 6. Cost will be \$20.00 per person and includes the cutout and eyes. Minimum of six is required to conduct this class. If there are not six participants committed and paid by December 16 (club meeting day), I will not conduct the class.

The second class will be painting the rainbow trout using air brush. This class will be at the Bismarck State College commercial art classroom. This will be held on Saturday, January 27 and will be a one day class. Cost is \$15.00 per person, which includes paint. You may bring your own airbrush to this class, but you would be responsible for providing the connection fittings for your particular model of airbrush. There may also be a few airbrushes available at the college that we can use. I will get more information on number of extra airbrushes and type of fittings you will need to connect your airbrush to the college compressor system. Minimum of six is required to conduct this class. If there are not six participants committed and paid by January 6 (trout carving day), I will not conduct the class.

Frank Koch advises that he taught a ½ trout in the past which didn't get painted. If you wish to bring that to the painting class, you will still learn everything required to use an air brush for trout painting. Also, if you are unable to attend the trout carving class on January 6 and wish to carve one on your own for the painting class, please contact me. I do have patterns you can use if you need one.

Remember, the deadline for registering for the carving class is December 16, and for the painting class is January 6. Call me at _____ or speak with me at a meeting if you have any questions.

Bob Pedigo

Note from Frank Koch

The following woodcarving classes are scheduled by the Flickertail Woodcarvers:

May 10-12 (Thurs- Sat), Clark Schreibeis will be doing a natural wood class. You can check his website to see some of his work. The class will be taught as a power carving class (recommended bits will be posted) on Juniper drift wood. Dust boxes will be required. Cost for the class will be \$75 plus \$15 for the Juniper wood. He will also try to spend some time on habitat and on one of the evenings will do a air brushing demo on a trout. Clark has won the world fish carving competition three years in a row. (Possible start on evening of May 9)

The Flickertail Woodcarving Show will be Oct. 13 & 14 at the Gateway Mall. The featured carver this year will be Desiree Hajny. Prior to the show she will do a class featuring the fox pictured on her animal book. The fox will start as a rough out. The participant can leave part of the animal stylized or burn and paint the whole fox. I think everyone knows about Desiree's qualifications as a woodcarver: best animal carver! Cost for her class will be \$100 plus the cost of the rough out.

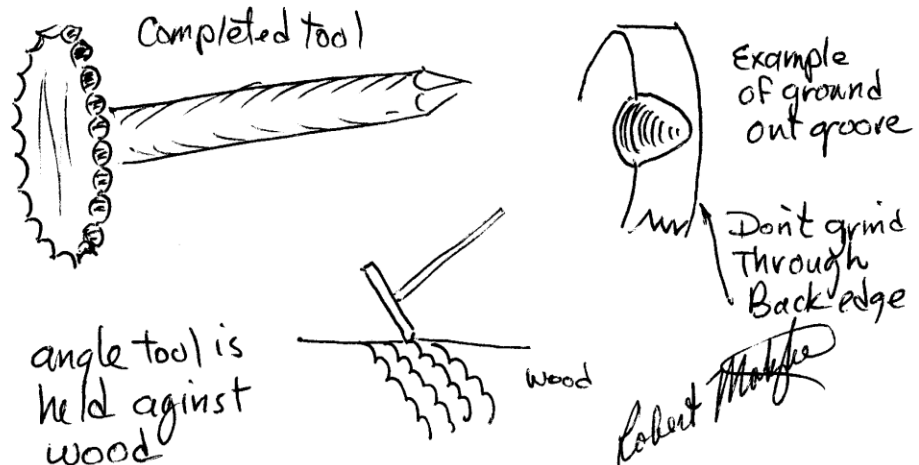
NOTE: The cost of the above classes is for current members of the Flickertail Woodcarvers, cost for nonmember will be \$25 higher and preference is given to current members. Registration forms for Desiree's class will be included in the July newsletter. Early registration is not allowed (club rules).

We are currently taking registration for Clark's class. Make checks payable to the Flickertail Woodcarvers and send to Frank Koch, _____ Bismarck, ND, 58503

MAKING FISH SCALES WITH A NAIL

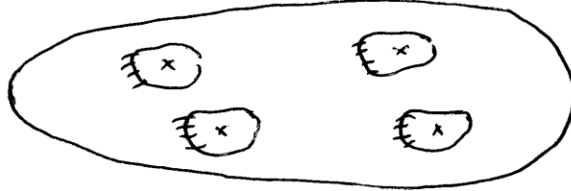
This may sound crazy to some, but once you have the proper nail and designed it right, it's simple. It is not a scratching with the point, but rather a pressure indentation using the edge of the nail head.

1. Find yourself some soft iron nails. Spikes are good, but get a few of different sizes. They should have thick round heads. Do not use hardened steel nails (siding nails etc.)
2. Remove and smooth all burrs on the edge of head and shank. To leave them on will show up on the carving and will injure your hands.
3. Using a small round file or cylinder type power stone, begin grinding depressions along the top edge of the nail head. Do not grind into the under edge of the nail head, See diagram. Make larger grooves for larger scales.
4. Once you have the tool finished, test it on a flat board. You hold the nail shank in your hand and press the top edge of the head on to the wood. This should leave the impression of scales on the wood. You roll the nail along in a line. Stagger the scales a little and make row after row. Once satisfied you can attempt to scale your fish.
5. The grooves must be very even and exacting along the nail head. If you cup through the back edge of the nail edge, you will leave an open scale. Try to make a few different sizes. This type scaling works well on trout and smaller fish. Fish like sunfish and pike take another method of scaling.
6. Once you have covered your fish, you can seal it with spray. This will lift some fibers. Knock them down with a crumpled brown paper bag. Then reseal. Paint and mount the fish according to plan.

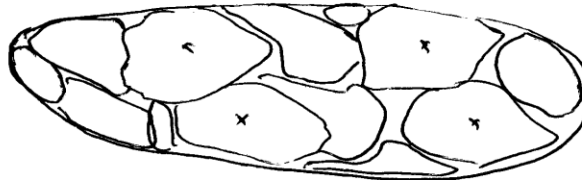


CARVING A ROCKY BASE FROM SINGLE SOLID PIECE OF WOOD

1. Select the proper piece of wood for the base. In this case it should be approximately one-half inch thick. The grain should run length ways. It should not be much larger than the carving to be placed on it.



2. Locate and mark where the feet will be located on the base. You will be putting a flat rock under each foot.



3. Draw a pattern of rocks on the top of the base. Take care to mark the rocks for the feet.



4. You now releif carve each rock so they blend in a fashion like in a river bed.

5. All rocks are not round, so make some flat, angled, etc. Carve them almost to the base of the wood. You can undercut some on the edges and carve a slope up to some representing sand that settled against them.
6. Clean up the knife marks between the rocks. If you don't this will show on finished product. Test your carving for proper sitting on the four foot rocks. Carve them flatter if you need to.
7. Once satisfied with the fit, you can start painting the rocks. They're all different colors, but will be of earth-like tones. They will not be bright colors. You can use darker paint along the bottoms to give a shadow effect. NOTE---Your carving is finished seperately.
8. You can now glue the carving to the rocks. If you don't trust the glue you can use pegs. Seal the base (rocks) with a semi-gloss or dulcote finish.
9. You can now put felt pads on the bottom of the base. If you elect to felt the entire base, you can sign the carving on a rock instead of the bottom.

I hope that this approach gives you a few new ideas for bases that can be a simple piece of wood that results in a very desirable with a little extra work.

(ROBERT MATZKE)


BASSWOOD (Linden) for SALE

This tree has been air dried inside for the past 10 years. The ends were painted to minimize splitting.

Individually priced or buy it all for \$80.

If interested, contact:

Howard Altenburg



Carving Schedule for 2006-2007

<u>2007</u>		
<u>Date</u>	<u>Instructor</u>	<u>Project</u>
Tuesday, January 2	<u>Bob Pedigo</u>	Tool Sharpening
Saturday, January 20	<u>Frank Koch</u>	Snow Snakes
Tuesday, February 6	<u>Frank Koch</u>	Love Spoon
Saturday, February 17	<u>Bob Pedigo</u>	Peruvian Frog
Tuesday, March 6	TBA	
Saturday, March 17	TBA	
Tuesday, April 3	<u>Ed Horning</u>	Unknown at this time
Saturday, April 21	TBA	
Tuesday, May 1	TBA	
Saturday, May 19	TBA	

*Note: Sept. 16th High Prairie Fall Festival 11:00 a.m.-4:00 p.m. (old Masonic Temple) Display & Carve

Flickertail Woodcarvers
P.O. Box 7473Bismarck, ND 58504

The Curling Chip

Newsletter—Flickertail Woodcarvers
Bismarck, Mandan, and Surrounding Area

Klaes S. Welch, Editor



December 16, 2006

Monthly meeting at Trinity Lutheran Church 10:00 am

President Bob Pedigo called the meeting to order. There were 16 members present. The minutes of the last meeting was read. The minutes of the last meeting were then approved.

Treasurer's report showed a balance of \$2,142 in the checking account with all bill paid.

Martin and Daniel Bjergaard (father and son) were introduced as guests. They recently moved to Bismarck from Jamestown, ND.

The members were reminded to pay their annual club dues. Annual club dues are \$15.

Frank Koch reported that Clark Schreibeis will be the instructor for our spring, 2007, club project. He is a carver of fish and will be teaching a class on Thursday, Friday, and Saturday, May 10-12, 2007. The cost will be around \$75/ person. More information will be given later as plans are finalized.

Deseree Hajne will be the featured carver at the annual show in October. She is an expert in the carving of animals. Her class will be on October 12, 13, and 14.

DWAC is again sponsoring its annual "Art in Motion" in the Kirkwood Mall on February 3, 2007. Any and all club members are encouraged to participate in the show. The show will run from 10 a.m. to 4 p.m.

Frank Koch reported on the progress of the shirts being purchased by the club members with the club emblem embroidered on the shirt. Cost is \$22 for the short sleeve and \$24 for long sleeve. An extra \$5 will be charged if the member has his/her name embroidered beneath the club emblem. The color of the shirt will be dill green.

Bob Pedigo reminded the club that he is planning on teaching a class power carving a smoothie Rainbow Trout on January 6, 2007. The plan is to air brush the trout on January 27. Cost will be \$25 for the carving class and \$15 for the air brushing class. If interested, contact Bob Pedigo.

A discussion concerning the existing tax status of the club which would not allow the club to qualify for certain grants that we had applied for. Bob Matzke moved and Ron

Paid in part through a grant from the
Dakota West Arts Council

Torgeson seconded a motion to reword the club by-laws that would allow the club to apply for grants under the 501C3 tax requirements. In the past, several of the grant requests have been denied because of current tax status of the club and a revision to the club by-laws would allow the club to qualify for the grants under the 501C3 provisions. Motion approved. A motion was made and approved to send the \$300 for the application fees for the next grant application.

President Bob Pedigo announced that the election of officers will be completed at the February club meeting. He informed the club that the individuals now occupying the positions have been asked and are willing to accept another term in that capacity. They are as follows: Ron Holtz-Treasurer; Frank Koch- Program Director; Ed Boger-Property Manager; and Ron Torgeson-Member at large.

Ron Torgeson reported that Howard Altenburg has a linden tree that was cut down about 10 years ago and has air dried during that time span. If interested, call Howard at

Jim Lindseth provided the gift for the gift exchange. Perry Cook won the carving and will be responsible for providing the carving gift for exchange at the next club meeting. No further business. Meeting adjourned.
Warren Schlecht, Secretary

Hazen Arts & Craft Association – Robert Matzke

The Hazen Arts & Craft Association will be holding their 40th annual Show in Hazen, ND on April 27-29, 2007. They have invited the Flickertail Woodcarvers to participate. This would be to display and or demonstrate.

At the Club's 1-20-07 meeting, the members voted to attend on April 28th from 10:00 a.m. to 6:00 p.m. The site is at the City Building on Main Street, Hazen.

Directions: When coming into town from the east, turn left at the stop light. Go south to Main Street, make a right turn. The building is on the right side of the street. There is parking behind and across the street in the lot. The site is well marked.

If you need more information, contact Frank Koch at Plan to attend and further the "Art of Carving." You will also enjoy the talents of the young and locals. I never cease to be amazed.



Frank Koch is shown presenting about 25 “snow-snakes” to Barb Patzman at the Highland Acres grade school. The snow-snakes were carved by the members of the Flickertail Woodcarvers club. The 4th grade students will be using the snow-snakes for art and social studies. They will decorate the snow-snakes and then use them in competition just as the Native Americans did years ago.

January 20, 2007

Monthly meeting at Trinity Lutheran Church

10:00 am

The project for the morning was carving the snow snakes for a local elementary school.

Ed Horning filled in for President Bob Pedigo and called the meeting to order. There were 17 members present.

The minutes of the last meeting was read. The minutes of the last meeting were then approved.

Treasurer’s report showed a balance of \$2,967 in the checking account with all bills paid.

Frank Koch reported on the shirt project for the club. There were numerous shirts ordered by the club members. The shirts met the approval of all those who have received theirs.

Frank Koch reported that Clark Schreibeis will be the instructor for our Spring, 2007, club project. He is a carver of fish and will be teaching a class on Thursday, Friday, and Saturday, May 10, 11, 12, 2007. The cost will be around \$75/ person. More information

Paid in part through a grant from the
Dakota West Arts Council

will be given later as plans are finalized. The class is tentatively planned to be held at Bob Pedigo's place.

Deseree Hajne will be the featured carver at the annual show in October. She is an expert in the carving of animals. Her class will be on October 12, 13, and 14. This years' theme for the show will be western or cowboy carvings. Carvers are asked to carve a cowboy situated in a western town setting. Contact Frank Koch for more information.

DWAC is again sponsoring its annual "Art in Motion" in the Kirkwood Mall on February 3, 2007. Any and all club members are encouraged to participate in the show. The show will run from 10 a.m. to 4 p.m.

Ron Holtz requested to be appointed as agent for the club to allow him to complete annual reports that are required to be filed with the state. Ron was appointed as agent for the club and is granted authority to complete the reports on behalf of the club membership.

Bob Matzke informed the club members that Hazen will be having an Arts and Crafts show on April 28 and 29, 2007. He asked for volunteers to attend the show and have a display of carvings. Contact Bob if you have any questions or would like to participate.

Roger Duchsherer invited the club membership to a whittle-in on Saturday, January 27 to be held at Garrison.

Several visitors were introduced and Gary Kummet was introduced as a new Flickertail Woodcarvers member.

Perry Cook provided the gift for the exchange. Ed Page won the carving and will be responsible for providing the carving gift for exchange at the next club meeting.

No further business. Meeting adjourned.
Warren Schlecht, Secretary

Membership Dues

Any member who hasn't yet paid dues for 2007 should do so as soon as possible. Check your mailing label on this newsletter to look for a hand scribed star on the label. If you have this star, we have not received your dues payment for 2007. For those who receive the newsletter by e-mail, I will e-mail you a reminder individually to pay dues. This will be your last newsletter unless you are a paid member for 2007.

Members receive several benefits by being a paid up member. They benefit by paying a reduced fee for our classes. Our board has determined that non-members will be charged a higher fee this year for our spring class and for the classes held during our October annual show. Membership also benefits you by allowing check-out of our clubs carving book library. And you'll miss our bi-monthly newsletter filled with carving

Paid in part through a grant from the
Dakota West Arts Council

information and tips if you are not a member. With all these things in mind, we think it is a good thing to continue as a member of our club.

Also, due to illness of our membership chairman, there have been several people accepting the dues payments and it's possible that information hasn't been added to the membership database. There may be some payments that have been made, but not credited to you on our membership roster. If you are one of those shown as not paid but you have paid your dues, please contact us so we can correct our roster.

Bob Pedigo

Summer Fish Carving Class

Frank Koch and Bob Pedigo are planning a summer fish carving and painting class, along with habitat construction using various materials. We realize most folks have a lot of activities on our summer weekends, so the plan is to have about a three hour session on Wednesday evenings, lasting four or five weeks. We will carve a large and a small Bluegill to be mounted on a single base, along with habitat making and painting of the fish and habitat. We are planning to have the first class on Wednesday, June 13, 6:00 to 9:00 PM. Second class would be June 20, then skip a couple of weeks and meet again on July, 11, 18, and 25, if necessary to have five sessions. Contact Frank or Bob if interested.

Reported by Bob Pedigo

I received an email from Frank with a forwarded message from Bob Lavendar stating he is canceling his Spring 2008 class in Bismarck. I won't go into reasoning for his cancellation in this email, but I'm sure Frank Koch will discuss this when he returns from Florida. The end result is we no longer have a class scheduled for Spring 2008, so we need to have some ideas on what our members would like us to try to schedule for that time. If anyone has any ideas or has seen a particular carving style you either have not been exposed to in our club, or would like to have some further training in a carving style we have done here, please let us know right away. It would be nice to have our Spring 2008 class finalized by the time our Clark Schriebeis class is completed in May 2007.

Frank has replied with the following: I think we should consider getting someone to do a bird, duck, or goose. I think there are some very good bird-duck-goose carvers out there that will come for about the same amount of money that we paid Gerald Sears (or less).

I will be attending the Ward show at the end of April. If the group is interested I could inquire at that time. Let me know what your and club's interest is.

Chip Carved Tray in Foyer – Trinity Lutheran Church, Bismarck, ND



Books in Library

境			
ITEM	QTY	UNITS	DESCRIP
Painting the Walleye	1	Video	Van Dykes
Painting the Perch	1	Video	Van Dykes
Painting the Bluegill	1	Video	Van Dykes
Beginning Woodcarving	1	DVD	
Figure Carving in the Scandinavian Style	1	DVD	Refsal
New and Traditional Styles of Chip Carving	1	Book	Barton
Freshwater Fish Carving	1	Book	Fliger
Pictorial Relief Carving	1	Book	Whillock
Chain Saw Carving	1	Book	MacIntosh
Soap Carving	1	Book	Suzuki
Carving Tree Bark	1	Book	Jensen
Portable Carving Table	1	bk/dvd	
Wood burning	1	Book	Cheryl Dow
COFFEE POT	1	EA	ELECTRIC DRIP COFFEE MAKERS
DRILL, ELECTRIC	1	EA	BLACK & DECKER, 3/8"
SURFORM	3	EA	STANLEY SURFORM RASP/FILE

Paid in part through a grant from the
Dakota West Arts Council

境			
ITEM	QTY	UNITS	DESCRIP
DRILL BITS	1	SET	1/16" TO 1/2", BRAD POINT
TOOLS, CARVING	12	SETS	#9, #7, # 5 GOUGES, 12/6 V, 11/3 U, 3F/20 FISH, #1 FLAT, CRV KNIF
CHIP CARVING TECHNIQUES AND PATTERNS	1	BOOK	AUTH BARTON
50 CHARACTER PATTERNS (ACCOMPANIES COMPACT CHAR)	1	BOOK	AUTH PRICE
AIRBRUSHING TECHNIQUES & MATERIALS	1	BOOK	AUTH MICHAEL ENGLISH
ANGEL CARVING	1	BOOK	AUTH RON RANSON
ATLAS OF ANIMALS ANATOMY	1	BOOK	AUTH ELLENBERGER & DETTRICH
BASIC CHIP CARVING	1	BOOK	AUTH GRESHAM
CARVING ANIMAL CARICATURES	1	BOOK	AUTH WALTNER
CARVING ANIMALS	1	BOOK	AUTH MAAISINGH
CARVING CARICATURES	1	BOOK	AUTH MAXWELL
CARVING CAROUSEL ANIMALS	1	BOOK	AUTH MARLOW
CARVING COMPACT CHARACTERS	1	BOOK	AUTH PRICE
CARVING HORSES IN WOOD	1	BOOK	AUTH ZIMMERMAN
CARVING OUT THE WILD WEST - THE SALOON	1	BOOK	AUTH WOLFE
CARVING POPULAR BIRDS	1	BOOK	AUTH HILLMAN
CARVING REALISTIC FLOWERS	1	BOOK	AUTH HAGENSICK
CARVING THE AMERICAN INDIAN	1	BOOK	AUTH BURKE
CARVING THE NATIVITY	1	BOOK	AUTH GIBSON
CARVING THE ROSE	1	BOOK	AUTH HAGENSICK
CARVING WEATHERED WOOD	1	BOOK	AUTH BASS & PORTICE
CARVING WOODEN ANIMALS	1	BOOK	AUTH TANGERMAN
CHIP CARVING PATTERNS	1	BOOK	AUTH BARTON
COUNTRY FLATS CARVING	1	BOOK	AUTH WOLFE
HOW TO CARVE FACES IN DRIFTWOOD	1	BOOK	AUTH ENLOW
FARM ANIMALS	1	BOOK	AUTH HOGNER
FISH CARVING	1	BOOK	AUTH BERRY
HOW TO CARVE HOBOS	1	BOOK	AUTH ENLOW
HOW TO CARVE REALISTIC MULES	1	BOOK	AUTH HUNT
HOW TO DRAW CARICATURES	1	BOOK	OEDMAN
LEARN TO CARVE FACES AND EXPRESSIONS	1	BOOK	AUTH ENLOW
PATTERNS FOR WOODCARVING	1	BOOK	AUTH ENLOW
PROJECTS FOR CREATIVE WOODCARVING	1	BOOK	AUTH NORBURY
RELIEF WOODCARVING AND LETTERING	1	BOOK	AUTH NORBURY
SEARCH FOR THE PUREBLOODS	1	BOOK	AUTH WILSON
SONGBIRD CARVING	1	BOOK	AUTH MUEHLMATT
TAXIDERMIST'S SKETCH BOOK	1	BOOK	AUTH ????
THE MAGIC GOUGE	1	BOOK	AUTH DESCHENNES
THE MODERN BOOK OF WHITTLING	1	BOOK	AUTH TANGERMAN

Paid in part through a grant from the
Dakota West Arts Council

境			
ITEM	QTY	UNITS	DESCRIP
WALKING AND WORKING STICKS	1	BOOK	AUTH FOSSEL
WHITTILING AND WOODCARVING	3	BOOK	AUTH TANGERMAN
WHITTILING IS EASY	1	BOOK	AUTH PYNN
WOODCARVERS WORKBOOK	1	BOOK	AUTH GULDAN
WOODCARVING TECHNIQUES AND PROJECTS	1	BOOK	JOHNSTON
WOODSPIRITS	1	BOOK	AUTH WOLFE
YOU CAN WHITTLE AND CARVE	1	BOOK	AUTH HELLUM AND GOTTSALL
COWBOY FACE	1	STICK	STUDY STICK
EYEPiece	1	STICK	STUDY STICK
FEMALE FACE	1	STICK	STUDY STICK
HAIRBALL	1	STICK	STUDY STICK
HOLIDAY FACES	1	STICK	STUDY STICK
LIPSTICK	1	STICK	STUDY STICK
NOSECONE	1	STICK	STUDY STICK
SANTA'S HELPER	1	STICK	STUDY STICK
UGLY STICK	1	STICK	STUDY STICK
AIRBRUSHING WILDFOWL CARVING	1	VIDEO	BY KRUTH
CARVING A LOON	1	VIDEO	
CARVING THE INDIAN BUST	1	VIDEO	BY MARTIN
CHIP CARVING	1	VIDEO	BY BARTON
COWGIRL SATURDAY NIGHT	1	VIDEO	BY ENLOW
FACES AND EXPRESSIONS	1	VIDEO	BY KELLOG, THOMPSON, ENLOW
INTERVIEWS TAPE	1	VIDEO	N.C.M.
MID-AMERICA WOODCARVING	1	VIDEO	BY OMAHA CARVERS
PAINTING THE DRAKE MALLARD	1	VIDEO	BY GODIN
RELIEF CARVING IN A DIFFERENT LIGHT	1	VIDEO	BY BENNETT
RICK BUTZ '91 #1	1	VIDEO	PBS BROADCASTS
RICK BUTZ '91 #2	1	VIDEO	PBS BROADCASTS
THE HEN CANVASBACK DECOY #1	1	VIDEO	BY GODIN
THE HEN CANVASBACK DECOY #2	1	VIDEO	BY GODIN
THE HEN CANVASBACK DECOY #3	1	VIDEO	BY GODIN
CABINET, ROLLAWAY	1	EA	THIS IS ROLLER CABINET SHARPENER IS MOUNTED ON
SCREW, CARVING	8	EA	
VICE-GRIP PLIERS 6"	2	EA	
WRENCH, 3/4" BOX//OPEN	2	EA	
WRENCH, 9/16" BOX/OPEN	2	EA	
SHARPENER, ELECTRIC	1	EA	SHARPENER, MOTOR, WITH THREE SHARPENER WHEELS AND ONE BUFFER
VACUUM, SHOP	1	EA	GENIE SHOP VACUUM CLEANER
gouge, fishtail 3F/20	3	Ea	Swiss made
palm tools	2	Sets	set of five tools

Paid in part through a grant from the
Dakota West Arts Council

境			
ITEM	QTY	UNITS	DESCRIP
knife, carving (Murphy)	5	Ea	
Carving tool sets	3	Sets	medium sets w/ six tools, D1/8, D11/3, D9/10, D5/8, D8a/7, D12/8
Stropper, electric	1	Ea	power stropper, two wheel
carving board	1	Ea	wooden carvers board
Carving Moses	1	Book	Auth Gibson
Carving Folk Figures with Power	1	Book	Auth Russell
25 Gunfighter Patterns	1	Book	Auth Streetman
Cowboy Carving	1	Book	Auth Taylor
Carving Kids	1	Book	Auth Whillock
Chip Carving	1	Book	Auth Barton
Carving Fish	1	Book	Auth Jensen
Woodcarving Adventure Movie Caricatures	1	Book	Auth Maxwell
Carving the Green Winged Teal	1	Video	Auth Yates
Mike Kent	2	videos	Auth Kent
Carving Fantasy Faces	1	Video	Auth Weatherbee
Sculpting a Red Fox	1	Video	Auth Hajny
Carving a Cowboy Head	1	Video	Auth Bolton
Flickertail Show - 1993	1	Video	local video
Big Cats	1	Book	Auth Hajny
Christmas Heirloom Patterns, Vol. I	1	Book	Auth Oar
Christmas Heirloom Patterns, Vol. II	1	Book	Auth Oar
Carving Small Animals	1	Book	Auth Hajny
Learning the Art of Pyrography	1	Book	Auth ???
Wood Burning	1	Book	Auth Dow
Carving Caricature Animals	1	Book	Auth Hajny
Carving the Native American Face	1	Book	Auth Kramer
Buffalo Dreamers	1	Book	Auth Burke
The Traditional Art of the Mask	1	Book	Auth Lelooska
Mail Box Key	1	Key	PO Box 7473 Key
Mail Box Key	1	Key	PO Box 7473 Key
Library Keys	2	EA	Keys for Library Cabinet
Tubs, Plastic (for library materials)	2	Ea	Purple Plastic Tubs with lids
Club Sign with Stand	1	Ea	Large sign with carved letters
Cabinet	1	Ea	Wooden cabinet on wheels for library books
How to Carve Wildfowl	1	Book	auth Schroeder
Woodcarving with Tom Wolfe - Desperados	1	Video	auth Wolfe
Woodcarving with Tom Wolfe - Goes to the Dogs	1	Video	auth Wolfe
Woodcarvers Workbook	1	Book	auth Guldan
Animal Patterns	1	Book	auth Letts
Perspective for Sketchers	1	Book	auth Watson
Chip Carving the Southwest	1	Book	auth Gresham
Horse Anatomy for Woodcarvers	1	Book	ZNK
Power Tool Woodcarving	1	Book	auth Bridgewater

Paid in part through a grant from the
Dakota West Arts Council

境			
ITEM	QTY	UNITS	DESCRIP
Free Form Chip Carving	1	Book	auth Ponte
Carving Hummingbirds	1	Book	auth Solomon/Hamilton
The Art of Drawing Animals	1	Book	auth Hultgren
Manual of Traditional Woodcarving	1	Book	auth Hasluck
Cottonwood Bark Carving	1	Book	auth Jansen
Fish Carving	1	Book	auth Jensen
Woodcarving with Rick Butz	1	Book	auth Butz
The Craft and Creation of Wood Sculpting	1	Book	auth Carstenson
Carving Kids	1	Book	auth Whillock
How to Carve Hobos	1	Book	auth Enlow
108 Animal Patterns	1	Book	auth Wolfe
90 Patterns for Dog Carvers	1	Book	auth Wolfe
Design and Figure Carving	1	Book	auth Tangerman
Chip Carving Away - Volume 1	1	Video	auth Moor
Chip Carving Away - Rosettes and Carved Borders	1	Video	auth Moor
Chip Carving Away - Layout/Lettering/Pt 2 Finishin	1	Video	auth Moor
Woodcarving with Tom Wolfe - Penknife Carving	1	Video	auth Wolfe
Woodcarving with Tom Wolfe - Bears and Bunnies	1	Video	auth Wolfe
Painting a Cinnamon Teal Drake, #1	1	Video	auth Sprankle
Painting a Cinnamon Teal Drake, #2	1	Video	auth Sprankle
Painting a Cinnamon Teal Drake, #3	1	Video	auth Sprankle
Woodcarving with Tom Wolfe - Wood Spirits	1	Video	auth Wolfe
Woodcarving with Tom Wolfe - Robed Gnomes	1	Video	auth Wolfe
Carving Wolves, Foxes, & Coyotes	1	Book	auth Hajny
Making Realistic Habitat/Painting a Wood Duck Drake	1	Video	auth Sprankle
Carving Faces & Expressions	1	Video	auth Enlow (copy)
Carving the Head in Wood	1	Book	Auth Whillock
Carving Miniature Carousel Animals	1	Book	Auth Power
Head Proportion Made Simple	1	Book	Auth Whillock
Relief Carving Made Simple	1	Book	Auth Whillock
Carving Clowns and Circus Wagons	1	Book	Auth Smith, Billy J
Painting a Wood Duck Drake	1	Video	Sprangle
Creating Realistic Habitat Effects	1	Video	National Taxidermy Association Demo Video

Paid in part through a grant from the
Dakota West Arts Council

墟			
ITEM	QTY	UNITS	DESCRIP
Carving Nature - Wildlife Studies in Wood	1	Book	Auth Fox-Wilson, Frank
Fancy Canes, Tom Wolfe Carves	1	Book	Auth Wolfe
86 Cane Patterns for the Woodcarver	1	Book	Auth Wolfe
Whittling Twigs and Branches, 2002 Edition	1	Book	Auth Lubkemann
Carving Caricature Heads and Faces	1	Book	Auth Leclair
Carving Caricature Women	1	Book	Auth Barr
High Relief Woodcarving	1	Book	Auth Schnute

The following is a list of books missing from the Library. If you have them please return to Library.

墟	
ITEM	DESCRIP
CARVING BOOTS & SHOES (MISSING)	AUTH GREEN
CHIP CARVING AND RELIEF CARVING (MISSING)	AUTH MADER
FISH CARVING PATTERNS (MISSING)	AUTH HILLMAN
RICK BUTZ PATTERNS (MISSING)	AUTH BUTZ
WOODCARVING, SCANDINAVIAN (MISSING)	AUTH REFSAL
CARVING A REALISTIC HEAD (MISSING)	
CARVING INDIAN ROUGHOUTS (MISSING)	
A Woodcarving Workbook #2 (MISSING)	Guldan
Carving and Painting a Rainbow Trout (MISSING)	Auth Berry
Modern Book of Whittling/Woodcarving (MISSING)	auth Tangerman
Chip Carving Away - Grids/Patterns/Pt 1 (MISSING)	auth Moor
Carving Out the Wild West - The Saloon (MISSING)	auth Wolfe
Start-a-Craft; Woodcarving (MISSING)	Auth Berry, Peter

Clark Schreibeis Woodcarving Class

Clark Schreibeis, Montana, will be conducting a class in natural woodcarving on May 10-12 in Bismarck. This will be mostly power carving in Juniper wood. The class will be held at the home of Bob Pedigo starting at 8:30 am on May 10. Class cost is \$75 plus \$15 for the Juniper wood. Deadline for the registration is April 21. Send check to Frank Koch, Bismarck, ND, 58503. Questions:

***AND THEY ASK WHY I LIKE RETIREMENT . . . ***

Question: How many days in a week?

Answer: 7 - 6 Saturdays and 1 Sunday

Question: When is a retiree's bedtime?

Answer: Three hours after he falls asleep on the couch

Question: How many retirees to change a light bulb?

Answer: Only one, but it might take all day.

Question: What's the biggest gripe of retirees?

Answer: There is not enough time to get everything done.

Question: Why don't retirees mind being called Seniors?

Answer: The term comes with a 10% percent discount.

Question: Among retirees what is considered formal attire?

Answer: Tied shoes

Question: Why do retirees count pennies?

Answer: They are the only ones who have the time.

Question: Why are retirees so slow to clean out the basement, attic or garage?

Answer: They know that as soon as they do, one of their adult kids will want to store stuff there.

Question: What do retirees call a long lunch?

Answer: Normal.

Question: What is the best way to describe retirement?

Answer: The never ending Coffee Break.

Question: What's the biggest advantage of going back to school as a retiree?

Answer: If you cut classes, no one calls your parents.

Carving Schedule for 2006-2007

2007

<u>Date</u>	<u>Instructor</u>	<u>Project</u>
Tuesday, March 6	TBA	
Saturday, March 17	TBA	
Tuesday, April 3	<u>Ed Horning</u>	Unknown at this time
Saturday, April 21	TBA	
Tuesday, May 1	TBA	
Saturday, May 19	TBA	

Flickertail Woodcarvers
P.O. Box 7473 Bismarck, ND 58504

Paid in part through a grant from the
Dakota West Arts Council

The Curling Chip

Newsletter—Flickertail Woodcarvers
Bismarck, Mandan, and Surrounding Area

Klaes S. Welch, Editor



March 17, 2007

Monthly meeting at Trinity Lutheran Church
10:00 am

Roger Duchsherer, a club member from Minot, taught the class for the morning. The project was the carving of shelf elves.

Ed Horning filled in for President Bob Pedigo and called the meeting to order. There were 13 members present.

The minutes of the last meeting was read. The minutes of the last meeting were then approved.

Treasurer's report showed a balance of \$2,705 in the checking account with about \$400 in bills to be paid.

Frank Koch reported that Clark Schreibeis will be the instructor for our spring, 2007, club project. He is a carver of fish and will be teaching a class on Thursday, Friday, and Saturday, May 10-12, 2007. The cost will be around \$75/ person. As of this date there are still some openings for the class. The carving is scheduled to be power carved out of cedar. The class is tentatively planned to be held at Bob Pedigo's' place. Contact Frank for more information.

Deseree Hajne will be the featured carver at the annual show in October. She is an expert in the carving of animals. Her class will be on October 12, 13, and 14. From all indications, her class will fill up soon so do not procrastinate if you are planning on signing up.

The annual show is scheduled for Saturday and Sunday, October 13 and 14 and is to be held at the Gateway Mall in north Bismarck. This years' theme for the show will be western or cowboy carvings. Carvers are asked to carve a cowboy situated in a western town setting. Contact Frank Koch for more information.

Frank reported that Bob Lavender has indicated that he will not be able to teach a class in spring, 2008. Frank reported that Rosylyn Daisey indicated that she is available and could teach a class. She is known for her carving of birds. Frank will continue to follow up with her about the possibility of teaching in the spring, 2008.

Paid in part through a grant from the
Dakota West Arts Council

An audit of the treasurer's books for the past year has been completed. No discrepancies were found and Ron Holtz was commended on his work as treasurer.

Ed Page won the carving at the last meeting but was not in attendance to present a carving for the carving exchange. He will be responsible for providing the carving gift for exchange at the April club meeting.

No further business. Meeting adjourned.
Warren Schlecht, Secretary

FISH CLASS OPENINGS

There are still two openings in the Clark Schreibeis fish class to be taught on May 10, 11, & 12. Clark will be teaching a rainbow trout with a juniper base habitat. Class is mostly power carving along and Clark will also be teaching air brush painting of a realistic trout.

Clark was recently recognized as the World Champion Fish Carver for the fifth time. He is a top notch fish carver and we are happy to offer this class. If you want to sign up, contact Frank Koch at _____ and send a check (\$75.00), payable to Flickertail Woodcarvers, to him at _____ Bismarck, ND 58503.

Bob Pedigo

DESIREE HAJNY CLASS IN OCTOBER

We are fortunate to schedule a class taught by Desiree Hajny for our fall show to be held in October. She is an excellent carver and teacher and is known for her realistic and detailed carvings of animals. The class this year will be a red fox and can be completely carved, textured and painted or can be partially carved coming out of a wooden block in a stylized form depending on the student's choice.

We will be providing the registration form in our July/August newsletter (early registrations are not permitted). We want everyone to know of this class so you can be ready to register when offered. There will be only twelve slots and there is already a lot of interest in this class, so do not delay registering.

You can contact Frank Koch _____ for questions about the project, cost, dates, etc.

JUST IN FROM FRANK (Tuesday, May 08, 2007) **Rosalyn Daisey is Coming**

If you do long range planning be sure to reserve May 16-18, 2008, for a standing Miniature (about 6-7 inches tall) Canada Goose class with Rosalyn Daisey. Rosalyn is the author of five books which include the carving of songbirds, shorebirds, baby chicks, and upland game-birds. Rosalyn is nationally known for her superior carving skills and her teaching skills.

She has exhibited at many prestigious shows. Because of her many years of teaching bird carving, she knows the problem areas of her students and can address these problems before they arise. The cost for the Canada Goose class will be \$180 for club members and \$205 for nonmembers. More information about Rosalyn can be found at her website:

NOTE: If there is enough interest, Rosalyn would do a second class on May 12-14. The class project would be a songbird and the cost may be a little higher than the goose class. In order to make the appropriate arrangements, we will need to know the level of interest in the songbird class, so let me know if you are interested as soon as possible. Frank Koch,

DVDs AVAILABLE

Stenman Studios out of St Cloud, MN have put out the two DVD's. One is a wood burning demonstration and the other is a painting demonstration. Along with the DVDs we also received a paint splotch sample and a pattern. The Club bought this "information" and it will be available from our library. The pattern should be photocopied so the original can remain with the DVDs. This husband and wife team wood burn nature scenes on bark edged basswood slabs and then paint. They also do some light relief carving on some of their "pictures" They taught a class at the Fargo show and it was very nice work.

SUMMER WEEKLY FISH CARVING SESSIONS

Frank Koch and Bob Pedigo are planning a weekly fish carving session beginning in June. The project will be a bluegill pair with habitat. One fish will be approximately 7-1/2 inches length and the other slightly smaller. Different habitat techniques will be discussed and demonstrated. Type of habitat will be the choice of the student.

Classes will be on Wednesday evenings from 6:00 – 9:00 (could be 6:30 – 9:30 if the group wants to begin a little later). The plan is to meet on June 13 and 20, then break until July 11, 18 and 25 (if a fifth session is required).

Cost will be \$50.00 that includes the cutouts and materials for the fish. Students should bring some driftwood for the base or have an idea of the type of mount they would like to use.

Call Frank Koch or Bob Pedigo if you are interested.

CLUB NOTES:

Hazen Arts & Crafts Association Annual Art Show (HACA), April 28-29, 2007.

The members of the Flickertail Woodcarvers voted at a previous meeting to support the HACA. This was done in the past by having a member or two attend the event. They displayed or demonstrated wood carving in an effort to promote the art of woodcarving.

At the April 21st meeting members changed their minds and decided not to attend the HACA event. Bob Matzke was delegated to contact Ms Cheryl Neely and inform her of

Paid in part through a grant from the
Dakota West Arts Council

the decision and to offer apologies for any inconveniences the club action may have caused. Mr. Matzke did take care of that apology.

Bob Matzke

BETWEEN FENCES PROJECT

Mr. Charles Stoup, Union State Bank, Hazen ND has inquired about whether the Flickertail Woodcarvers would be interested in participating in this national art project? Between Fences is to enlighten audiences who live and exist surrounded by these familiar objects (fences) of their history and meaning.

Fences are tightly entwined in politics, industry, and daily life. They impact one's personal and national heritage. Fences, like barns are tools that embody a culture and its values and our very way of life.

By understanding both historic and contemporary fences, we can better understand ourselves as Americans.

The exhibit will be in Beulah, ND, from December 8, 2007 until mid-January 2008. All artists have are being asked to join in this project. Cheryl Neely of the Hazen Arts and Craft Association along with Mr. Stroup feel that the woodcarvers can play an important role in this project. They can carve the "posts", which are very important parts of every fence; for they cannot exist without posts.

The Union Bank in Hazen and Beulah would be willing to provide 4x4 inch by 5 foot posts for carver at no cost, should the carvers decide to do the carving. Mr. Stoup is planning on pine, cedar or redwood as the wood for the posts.

The HACA intends to sell the finished fence projects at auction with the proceeds going to the Knife River Care Center in Beulah.

This request was presented at the April 21st meeting of the Flickertail Woodcarvers meeting. The matter was tabled to be considered until the next meeting (May 19, 2007). Be sure to brush up on the details of the project to help in making an informed decision.

Web Sites to view the projects in detail are:

Bob Matzke

RED RIVER WOODCARVERS SHOW – APRIL 13-15, 2007

Eight Flickertail Woodcarvers and spouses from the Bismarck and the surrounding areas attended the Red River Valley Woodcarvers show. It was held at the Doublewood Inn, in

Paid in part through a grant from the
Dakota West Arts Council

Fargo. Show Chairman Bob Lawrence and his crew did an excellent job as usual and he reported the largest numbers for participants ever. The quality of carvings is equal to any carvings in the country. Those members participating were Bob Pedigo, Cliff Rime, Ed Horning, Frank Koch, Jim Lindseth, Vince Bitz, Klaes Welch, and

Ron Holtz. Mitch Olson, Geoff Theurer, and Ken Trolson also stopped by. I may have missed others. Several of us took classes and everyone enjoyed the good food and conversation.

Ron Holtz

WEB SITE

To see pictures from two recent shows (Rochester and Red River) go to

LARRY AND DAR LONGTINE of Lake Park, Minnesota has been selling woodcarving tools for a number of years. Many woodcarvers have benefited by their wide tool and book selections. Larry and Dar have decided to get out of selling tools and books and are currently selling off their entire stock at a 25% discount. If you need specific tools, books or supplies, give them a call at _____ or email them at _____. Larry will be judging at Prairie Canada and he is instructing at the Woodcarvers Weekend, so arrangements might be made for delivery.

Longtines will continue to run their woodcarving shop and classes, concentrating on classes and carving in general. We thank them for the support to the woodcarving community, including donations to our club library, and wish them well.

SUMMER SCHEDULE TO BEGIN IN JUNE

Beginning on June 5, we will be meeting at Sertoma Park, Shelter #4, for our monthly Brown Bag Whittle-Ins, 5:00 PM until dark. Our summer Whittle-Ins are normally the first Tuesday of each month. However, due to the Fourth of July holiday, we will meet on July 10, the second Tuesday in July. Then in August we will return to the first Tuesday, August 7.

We normally do not plan a scheduled project during the summer, but each carver brings their own project to work on while we visit and enjoy the summer weather. Mark your calendar with the above dates.

The pictures below were taken by Bob Pedigo during his recent travels to Australia. Bob stated they looked like leather, but were carved from wood.





CARVING SCHEDULE FOR 2006-2007

<u>2007</u>		
<u>Date</u>	<u>Instructor</u>	<u>Project</u>
Saturday, May 19	TBA	

Flickertail Woodcarvers
P.O. Box 7473 Bismarck, ND 58504

Paid in part through a grant from the
Dakota West Arts Council

The Curling Chip
Newsletter—Flickertail Woodcarvers
Bismarck, Mandan, and Surrounding Area

Klaes S. Welch, Editor



Meeting Minutes-Flickertail Wood Carvers
Saturday, May 19, 2007
Trinity Lutheran Church, Fellowship Hall

Past President Bob Pedigo called the meeting to order at approximately 10:05 AM with 9 members present.

In the absence of the secretary, Warren Schlecht, the minutes of the last meeting were not available so the reading of them was dispensed. It was noted that the minutes were published in the last news letter so it was approved they stand as published.

Treasures Report: Treasure Ron Holtz was present and reported all bills have been paid, all deposits made and there is a balance of \$2807.69 in the account. No new bills presented for approval.

Communication: The club received a Thank You card from Clark Schreibeis from Billings MT. for the participation in the fish carving class held on May 10, 11, and 12. Bob Pedigo also received a Thank You card from Clark for hosting the class at his garage. Note from acting secretary: this was a very enjoyable and well worth the time power carving class.

Executive Board: No Recent Meeting Held.

Committee Reports

Membership: No Report. Note: Stan Skarphol has not been available for health reasons and temporary duty is being handled by Doug Smith.

Program: Frank Koch brought his laptop computer with pictures of carvings taken at the 2007 Ward Show in New Jersey that he recently attended. A short discussion by Frank about what he saw at the show lead off this portion of the meeting.

Indications are there is a huge amount of interest in Desire Hajny's class scheduled for the annual show in October 2007. Bob Pedigo earlier this week sent an e-mail message for input from those who are interested in taking or those who may be interested in taking Desire's class. If there is enough interest a second class maybe could be offered to follow the first. Response received back indicated 17 people interested in the first session and 9 for the second session. The first class will be a fox as shown on the cover

Paid in part through a grant from the
Dakota West Arts Council

of her book and the second session could be a wolf or big cat. The leading vote getter was for a wolf carving. The cost at this time is anticipated to be around \$125.00 per person which includes a partial tuition waiver for club members.

A short discussion was held concerning the Blue Gill Fish Carving class scheduled for Wednesdays in June and July, 2007. Scheduled dates are June 13th, and 20th, July 11th and 18th with possibly 25th if needed to finish. This class will be using power tools and will be held at Bob P garage. Cost is \$50.00 and will include two (one larger and one smaller) blanks (cut outs).

There was a short discussion on Rosalyn Daisey's class scheduled for the spring 2008. There is interest from local club members and from distant club members and others outside the club. No firm commitments yet. This will be two sessions on birds back to back in May of next year. No cost has been determined yet but a possible range is \$175 to \$200 dollars per student. This will include the cut out, feet and eyes.

Jim Lindseth is starting to work on next seasons whittle-ins schedule which starts in September and will bring to future whittle-ins/carve-ins a sheet listing the dates for people to sign-up to be the project sponsor for the upcoming year. Be thinking of a project and sign up early to get the choice date. Note from acting secretary: even newbie carvers can come up with good projects, Ed Koegler proved that today with his project.

News Letter: News letter editor Klaes Welch said the latest version of the news letter was e-mailed on Friday, May 18th and hard copies will be mailed to members not receiving it by e-mail probably on Monday May 21st. Klaes stated the next news letter will be in July and wanted all articles by June 30th to make it into that edition. He also needs information on upcoming classes and a copy of the registration form for the classes.

Special Events: Buckstop Junction Corn Feed is scheduled for Sunday August 19th and the club has been asked to participate again. Set-up starts around 9 AM and will go until about 4 PM. We will display carvings and do some demos and also have an opportunity to sell raffle tickets for the fall show. For the participants this will be free admission plus \$5.00 of food tickets like last year. If you are interested let Frank or Bob know so they can get a head count.

Unfinished Old Business: Bob Matzke brought up the Hazen Arts involvement with "Between the Fence" art project which is putting some form of art on a fence post. The works will be displayed in Beulah from December 8 until mid January 2008. It was decided that due to our heavy schedule of carving projects between now and late fall we would not participate, however, if an individual should be interested they should contact Bob Matzke for information.

New Business: Bob Pedigo indicated he has received notice from John Opp that he is resigning the office of president due to health reasons. The clubs by-laws state that until a new president is elected that the past president serves the role as president and if he is not

Paid in part through a grant from the
Dakota West Arts Council

able that the past-past president is next in line. The executive committee can not appoint a new president; he has to be elected by the members. Bob said he does not want to serve for 6 years nor any longer than necessary and would like some new blood to step up. The word is that the job is not a tough one so ask past presidents about the job and step up to the plate.

Library: There are many books out so get them back to the library before the Librarian has to pester you to get that material returned to the library for others to us.

Summer Schedule starts on Tuesday June 5th. Carving will start at 5PM Sertoma Park shelter #4. Bring your tools, a project, and your brown bag supper and enjoy carving and conversation from 5 until —~~ok~~”. Bob P has the permit. One of the items we will be working on most of the summer is our Dakota Ville cowboy caricatures and habitat. These would be a very good project to bring to the summer meetings to work on to be ready for the fall show. We will move the July meeting from July 3rd to July 10th due to the proximity of the holiday and the meeting in August is on the 7th.

The carving project at today's carve-in was a shoe horn with a small caricature on top sponsored by Ed Koegler. A very nice project Ed, Thank You.

The carving exchange has not been working well as the last winner has not returned to subsequent meetings so today it was reactivated by Bob Matski donating his shoe horn. Alvin Braunagel won the shoe horn and he will be responsible to provide a carving for the exchange at our first club meeting in the fall September 15th.

No further business. Motion to adjourn, Approved
The Meeting adjourned at 1040 AM
Submitted—Jim Lindseth, acting secretary

Thank You Note:

May 12-12, 2007, Clark Schreibies, an award winning carver from Billings, MT gave instruction to eleven club members. It was an —interpretive” trout carved from Juniper wood. Clark had many teaching points. All participants had a very good time. Bob Pedigo's garage was graciously shared for the class.

Bob Pedigo received a thank you note from Clark Schreibies regarding Bob's garage use. In the note Clark stated: —Thank you for sharing your shop and home with us. I had a great time and you have a fine club. I know it can be a lot of work to host something like that and wanted you to know it was appreciated....”

Clark Schreibies

The editor wants to personally thank Bob for his garage use also. Bob is a consummate host.

Frank Koch and his wife coordinated the food. Thank you to them also.

Paid in part through a grant from the
Dakota West Arts Council

Hello Fellow Woodcarvers,

The Flickertail Woodcarvers club appreciates all of you who have expressed an interest in taking Desiree Hajny's classes during our annual show in October 2007. There is enough interest in these classes that we will offer two classes taught by Desiree.

The good news is that those of you who have responded to our e-mails would fill both classes and then some. Several people have expressed interest in taking both classes. The bad news is that we haven't even asked those without e-mail addresses what their desires would be. Because of the high interest in these classes and to be as fair as possible to all our members we are asking everyone to plan on taking just one of the classes so that we can afford the opportunity to the maximum number of carvers.

The registration form will have a place to indicate your first preference and your second preference. We plan to fill on a first-paid basis for your first choice and hold your second choice until September 1. If your first choice is full when we receive the payment, we will immediately enroll you in your second choice without waiting until September 1. If we have space in either of the classes after September 1, we will fill the vacancies with those folks who have expressed a second choice in those classes. There is a spot on the show registration form to mark whether or not you want to take both classes if there is space available. We will notify you of your placement in the classes shortly after September 1 so you can make your travel plans for the classes.

Also, there has been a change of subject matter for the second project. The project will be three bunny rabbits instead of a wolf/cougar. We selected this because Desiree has study casts for the bunny rabbits to use during the class, but she did not have study casts for the cougar/wolf. The pictures I saw of the bunny project are great and I think you'll love them unless your name is Elmer Fudd. The first class will still be a red fox and this also has study casts for use during class.

Watch for the show registration form in our July newsletter which will be out very soon. You should plan to send your payment back as soon as possible to get into either of these classes. With the responses we've gotten, I believe they will fill extremely fast --- so don't delay!

Thanks for your understanding.

Bob Pedigo
Flickertail Woodcarvers

REGISTRATION
38th Annual Flickertail Woodcarving Show
 October 13 & 14, 2007
 Gateway Mall, 2700 State Street
 Bismarck, ND

Name _____ Spouse _____
 Street _____ City _____
 State _____ Zip _____
 Phone _____ Email _____

Please complete the following by writing the amount for the events you plan to participate. Note that the class size is limited to 12 and the workshops are filled in order of reception date and show participants are given priority over non-participants. Material fees are to be paid to the instructor.

See Desiree Class Description before making your selection.

Desiree Hajny, Thurs-Sat. (Red Fox) 1st 2nd \$120.00 _____

Desiree Hajny, Sun – Tues (Three Rabbits) 1st 2nd \$120.00 _____

I wish to take both classes if available: **YES NO**

Bob Matzke (Relief Carving) (Sat. & Sun. Morn.) \$20.00 _____

(non carving projects)

Victorian Tea (Custer House) Sat. morn \$15.00 _____

Scrap-booking (Holtz) Sun. morn \$10.00 _____

Registration fee- Participating carvers, all meals included \$41.00 \$41.00
 extra table(if available) \$ 5.00 _____

Non Carvers Meal Choices

Saturday Lunch (Asian Buffet) \$8.00 _____

Saturday Banquet (Fort Lincoln) \$19.00 _____

Sunday Lunch (Asian Buffet) \$ 8.00 _____

Total _____

Electricity will be available at center of exhibit area, please bring an extension cord if you need electricity.

PLEASE BRING A CLOTH DROP CLOTH TO CARVE OVER

This carving show will allow you to sell your carvings at the show if you wish. If you sell an item, another item should replace it. Pricing of carvings should be done by using a small tag.

I plan to participate in the **carving exchange** Saturday eve. Yes _____ No _____

Return the completed registration form with a check by **Sept. 1, 2007** to:

Frank Koch, Bismarck, ND 58503

Paid in part through a grant from the
 Dakota West Arts Council

38th Annual Flickertail Woodcarving Show
October 13 & 14, 2007
Gateway Mall, 2700 State Street
Bismarck, ND

The Flickertail Woodcarving Club invites all woodcarvers to participate in a fun filled weekend consisting of learning, sharing, and camaraderie. We have put together a program consisting of workshops for the carvers and non carvers, woodcarving demonstrations, and exhibition of carvings by the show participants.

AGENDA:

Friday: Setup: 6:00 - 8:30 pm

Saturday: Setup: 7:30 - 11:00 am

Workshops: 8:00 - 11:15 am

Brunch: 11:15 am-noon Asian Buffet

(participants-cost included in registration fee)

Exhibits: open to the public, noon - 5:00 pm

Social Hour: 5:30 - 6:15 pm Fort Lincoln Commissary

Banquet: 6:15 pm Fort Lincoln Commissary

(participants -cost included in registration fee)

Exchange of carvings

Sunday: Workshops: 8:00 - 11:15 am

Brunch: 11:15 - noon Asian Buffet

(participants -cost included in registration fee)

Exhibits: open to the public; noon - 4:00 pm

Drawing for prizes: 4 pm

**** Early departures are discouraged unless prearranged. A block of rooms has been set aside at the **Days Inn** (Flickertail group) for the carvers at a special rate of \$55.00 for single or double rooms. You must book these rooms **by Sept. 5**. Children stay free. The phone number at the Days Inn is 701-223-9151. For additional information contact Frank Koch at
or write to Bismarck, ND 58503

Annual Woodcarving Show at Gateway Mall

The 38th Annual Flickertail Woodcarving show will again be held at the Gateway Mall. The mall will provide tables and chairs; you need to bring your own **table cover**. Since some of the people will be in a class on Saturday and Sunday morning, it would be appreciated if the people not taking a class would come in the mornings to help watch the tables. Last year many people used a sheet to cover the carvings on their tables after the show hours, if you feel uncomfortable leaving your stuff, feel free to remove the items for the evening. Please bring a drop cloth to help retain the chips; a cloth drop cloth (like a old bed sheet) does a better job than a plastic drop cloth. We will be located in the Sears court area.

Victorian Tea at the Custer House

On Saturday, October 13, the non carving people may enjoy a Victorian Tea/lunch inside the historic Custer House located at Fort Lincoln (south of Mandan). The tea/lunch will be served by people dressed in period costume. The cost for the Victorian Tea will be \$15.00 will start at 11:00 am. There also will be a car fee (\$6) so it would be best if people carpooled to the event (we may get some free passes for a few cars). The house is a replica of the house that General George Custer lived in before his historic trip to the Battle of the Little Bighorn (1876) in Montana. There are several other buildings that have been built as Fort Lincoln is rebuilt. Someone from the Fort Lincoln Foundation will do a short presentation about life at the fort.

Banquet at Fort Lincoln

Instead of having our banquet at the motel, this year we will have a pitchfork steak fondue at Fort Lincoln (about 5 miles south of Mandan). The meal will include a steak, ranch fries, coleslaw, baked beans, garlic toast, and dessert. The cost of the meal is included in the registration fee for participating carvers and \$19 for the noncarving guests. Since state park does not allow the sale of alcoholic beverages within the park, we will sell tickets for alcoholic beverages on Saturday before the banquet. The cost of a glass of wine will be \$4 and a can of beer is \$3.50. Someone from the Fort Lincoln Foundation will do a presentation on the history of the fort.

Desiree Hajny Class Information

NOTE: There has been a lot of interest in Desiree's classes, so to allow the maximum number of people to enjoy Desiree's class we are asking everyone to select one class as your first choice. You may take the other class as your second class if there is space available after September 1. We will notify you of your class placement so that you may make your travel plans.

Please mark two choices if you want to be considered for both classes. Cost for each class is \$120 which includes the blank. If you **are not** a member of the Flickertail Woodcarvers the cost for the class is **\$145**. If you are not placed in a class due to no space you will receive a refund.

Paid in part through a grant from the
Dakota West Arts Council

Desiree Hajny has been involved in the arts for the past twenty-seven years, as a teacher in both the public and private sectors, as the author of six books and contributing editor to several periodicals in the United States and Europe. Desiree has been creating wood sculptures of mammals full time since 1986.

Today, Desiree's beautiful and ornate carvings can be found nationally as well as internationally. In art competitions she has garnered 17 best-of-show honors, over 75 first places, and six People's Choice awards. She continues to teach seminars throughout the United States and Canada, and in 1997 was asked to travel to Germany to consult on a book on carving a wolf. Commissions include Disney Animal Kingdom and MGM Grand.

In April of 2003, Desiree was the 3rd recipient of the Wood Carving Illustrated Woodcarver of the Year Award. This award is presented annually to national and international carvers.

Desiree represented the United States in the International Woodcarvers Convention in Kitchener, Ontario, Canada in September of 2005.

Course Objectives, Process, Materials

Red Fox: (Thursday (8:30 am Trinity Lutheran Church), Friday, and Saturday morning) **and**

Three Rabbit Projects: (Sunday morning (8:00 am Gateway Mall), Monday and Tuesday)

Objectives: Understanding of animal and anatomy, foster a level of comfort to create new poses, to work on techniques in burning, painting and finish.

Process: Explanation of anatomy, work on head - (basic shape) instructor aided, detailed features of head - instructor aided, break down and work on various parts of the body - instructor aided, sand, burnish, or leave cuts in place - student preference, wood burning - instructor demonstration, painting techniques - instructor demonstration - instructor aided, finish work and mounting - student preference.

Materials: In each of the two seminars, (fox and rabbit), participants will be provided with a finished study cast to borrow for the seminar to accompany their carving blank. The student will have the option to use the cast for as much reference as they desire. If they desire they can alter their design to their choosing.

Relief Carving with Bob Matzke (8:00 am Saturday and Sunday morning)

Bob Matzke will instruct a class on Relief Sign Carving at the Annual Show on Oct. 13 & 14th. Instruction will cover a variety of techniques that will allow the participants to complete a satisfactory class project and will have acquired knowledge to engage in larger and more in depth projects later.

The class project will be a "Welcome" sign on a 17x6x1 inch basswood blank. The lettering style will be in a freehand/stylized form. There will be room for carver imagination and design should they have a special interest that fits on the blank and is within the lettering style.

The class is intended for intermediate and under. However, it is an opportunity for the more skilled to have a fun time carving. Suggested tools are palm to mid-sized chisels. Include a few flats and skewers; a good sharp bench knife, ruler, note pad and lead

Paid in part through a grant from the
Dakota West Arts Council

pencil.

Bob Matzke is a longtime member of the Flickertail Woodcarvers and Sakakawea Carvers clubs. Originally from Bismarck, ND he is now settled along the Missouri River just south of Washburn, ND. He has instructed classes and demos at meetings, special shows and art events. His main instructing goals are to improve the students' ability and desire in carving. Bob's carvings include furniture design, functional items (i.e.) signs, but his greatest love is wildlife. He often incorporates it into his work. His carvings have won many awards.

The cost for materials and blank used in this class will be \$10.00

Scrap-booking with Darlene Holtz (Non-carving event)

Darlene (wife of Ron) has enjoyed being a Creative Memories Consultant for the past 11 years. Retirement from office duties in state government allows more time for album-making as well as quilting, reading, and attending woodcarving events.

Photo Scrap-booking (8:00 a.m. Sunday Morning)

Create a photo card to display, share or to be inserted in your favorite album. Each participant is to supply 3-4 photos(4 x 6 best) of their choice and a material fee of \$8.00. The instructor will supply necessary tools and supplies. Optional: Bring your photos and album-making supplies for personal projects. If you have time we can scrapbook all day, so bring extra photos. Questions/comments: contact Darlene Holtz at

Western Town Display

Several of us have signed up to carve portions of the western town display for our fall show and to be displayed at the Bismarck Library in the spring. We'd like everyone to bring their items (in progress and finished) to the August Whittle-In at Sertoma Park to see what we have. This will give us a chance to look at the buildings and carvings and begin to discuss how best to display them. Hopefully everyone who volunteered will have their items well underway or completed by the August Whittle-In. If you're a little behind (like me), this is a reminder that our Fall show is only three months away and the display needs to be completed by then.

Bob Pedigo



The pictures above are of three of the carvings for our annual raffle. –The Pie Lady”, by Ron Holtz, –The Gunslinger”, by Berry Bell, and –Polar Bear Family”, by Ron Davidson,

Paid in part through a grant from the
Dakota West Arts Council

CARVING SCHEDULE FOR 2007-2008

_____2007_____

Date

Instructor

Project

Flickertail Woodcarvers
P.O. Box 7473 Bismarck, ND 58504

Paid in part through a grant from the
Dakota West Arts Council

Klaes S. Welch, Editor

**HB 1074:**

Carving Wood

Joe Jewitt who has supplied members with carving wood each year is again planning to come to our annual woodcarving show. He is suggesting that you pre-order wood, especially if you desire a particular size. You certainly will be able to buy more than you pre-ordered during our show. The advantage of pre-ordering is you can be assured of getting what you want. Joe's telephone number is _____ His email is: _____

Bob Matzke has been at his good deeds again. The following is some information he provide the editor: "On July 21, 2007, 12 Boy Scouts from Bismarck and 6 advisors met at Bob Matzke's home south of Washburn, ND. The Scouts were eager to earn their woodcarving merit badges. Their project was a 5 inch by 8 inch eagle relief with spread wings on a banner.

Under Matzke's instruction the Scouts employed knives, gouges, and sandpaper to complete their projects. All 12 Scouts earned their merit badges. They also had a nice carving to take home with them."

This is another example of the Flickertail Woodcarvers reaching out to others, teaching and enhancing the appreciation of woodcarving. Bob said he hoped that some of the Scouts will find woodcarving a rewarding hobby and stay with it.

Thank you, Bob.

Projects Needed

As you can see – on the last page of this newsletter – no projects have been listed for the 2007 – 2008 carving season. Please contact Jim Lindseth at _____ and give the project you will be doing.

Bob Pedigo - Pre-Order Your Wood Purchase for the Annual Show

Joe Jewett will be at our show again this year as our wood vendor. Joe can prepare your order in advance and bring the wood you want. I did this last year and it works really slick. The wood is prepared, priced and your name is on it for pick-up. This is some of the best carving wood I've ever gotten. If you want to pre-order, call Joe at _____ and let him know.

Christmas Party Planned for December 11

We will be having a club Christmas party again this year on Tuesday, December 11, at the Doublewood Inn in Bismarck. Social will be 5:45 PM – 6:15 PM with the meal beginning at 6:15. Gift exchanges will be done, one for the carvers and one for the non-carvers. Meal cost is estimated to be about \$16.00, but we haven't set a final price yet. Set aside this evening now on your calendars and plan to be there.

Club Approved for IRS 501(c)(3) Status

We have received approval from the Internal Revenue Service to be recognized as a 501(c)(3) organization. This allows us to qualify for more grants that are available to arts organizations in our area. We're hopeful that we can receive more funding to support our annual show, our guest instructors, and possibly some club operations such as the newsletter and club library.

Paid in part through a grant from the
Dakota West Arts Council

Another facet of this status is that donations to our club are tax deductible. These donations must be made without the club providing a benefit-in-kind. This means that any donations that are deductible can not be made for goods or services in return. Items like the cost of purchasing raffle tickets are not deductible since the purchaser could win a prize for purchasing a ticket.

However, if you have a rich uncle that can't figure out what to do with all his money, you could convince him to donate it to the club and he could then deduct that from his taxes. We will be discussing a method of providing a receipt to donors in the event any items or cash are donated to the club. This is effective at the time of IRS approval (June 2007) and is not retroactive. If you've donated an item to the club in the past we sincerely appreciate it, but we are not able to provide you with a proof of deduction for your donation. We plan to do so for any future donations.

If you have any questions regarding this status, you can contact Bob Pedigo at

MOORE'S ROUGHOUTS

Custom Duplicating

Formerly
Rossiter Ruff-Outs and Carving Supplies
Serving the Professional, the Amateur and
Everyone in Between
Randy and Pat Moore
PO Box 193
Kindred, ND 58051-9557
Orders: 1-800-8BLANKS
www.roughouts.com

IRS

The Internal Revenue Service recently announced new annual electronic filing requirements for small tax-exempt organizations.

Beginning in 2008, small tax-exempt organizations that were previously not required to file returns may be required to file an annual electronic notice. Form 990 or 990EZ (e-postcard) for tax exempt organizations not required to file form 990 or 990-EZ. The filing requirement applies to tax periods beginning after December 31, 2006.

The IRS will mail educational letters starting July 2007 notifying small tax exempt organizations that they may be required to file the e-postcard with the IRS annually. The IRS is developing an electronic filing system (there will be no paper form) for the e-postcard.

The new requirement requires the IRS to revoke tax-exempt status of any organization that fails to meet the annual filing requirement for three consecutive years

REGISTRATION
38th Annual Flickertail Woodcarving Show
 October 13 & 14, 2007
 Gateway Mall, 2700 State Street
 Bismarck, ND

Name _____ Spouse _____
 Street _____ City _____
 State _____ Zip _____
 Phone _____ Email _____

Please complete the following by writing the amount for the events you plan to participate. Note that the class size is limited to 12 and the workshops are filled in order of reception date and show participants are given priority over non-participants. Material fees are to be paid to the instructor.

See Desiree Class Description before making your selection.

Desiree Hajny, Thurs-Sat. (Red Fox) 1st 2nd \$120.00 _____

Desiree Hajny, Sun – Tues (Three Rabbits) 1st 2nd \$120.00 _____

I wish to take both classes if available: **YES NO**

Bob Matzke (Relief Carving) (Sat. & Sun. Morn.) \$20.00 _____

Non-carving projects

Victorian Tea (Custer House) Sat. morn \$15.00 _____

Scrap-booking (Holtz) Sun. morn \$10.00 _____

Registration fee- Participating carvers, all meals included \$41.00 \$41.00

extra table(if available) \$ 5.00 _____

Non Carvers Meal Choices

Saturday Lunch (Asian Buffet) \$8.00 _____

Saturday Banquet (Fort Lincoln) \$19.00 _____

Sunday Lunch (Asian Buffet) \$ 8.00 _____

Total _____

Electricity will be available at center of exhibit area, please bring an extension cord if you need electricity.

PLEASE BRING A CLOTH DROP CLOTH TO CARVE OVER

This carving show will allow you to sell your carvings at the show if you wish. If you sell an item, another item should replace it. Pricing of carvings should be done by using a small tag.

I plan to participate in the **carving exchange** Saturday eve. Yes _____ No _____

Return the completed registration form with a check by **Sept. 1, 2007** to:

Frank Koch, Bismarck, ND 58503

CARVING SCHEDULE FOR 2007-2008

_____ **2007** _____

_____ **Date** _____

_____ **Instructor** _____

_____ **Project** _____

Flickertail Woodcarvers
P.O. Box 7473 Bismarck, ND 58504

Paid in part through a grant from the
Dakota West Arts Council

The Curling Chip
Newsletter—Flickertail Woodcarvers
Bismarck, Mandan, and Surrounding Area

Klaes S. Welch, Editor



Minutes

October 20, 2007

Monthly meeting at Trinity Lutheran Church

10:00 am

Bob Matzke provided the project for the morning. The project was the carving of a little hillbilly.

Bob Pedigo called the October meeting to order. There were 10 members present.

The minutes of the last meeting was read and approved.

The Treasurer's report showed a balance of \$5,103 in the checking account with about \$1,000 in bills from the annual show to be paid. Ron Holtz requested \$33.26 for postage for expenses incurred for mailings for the show. Approved.

A short report was given concerning the raffle. There were 1,488 raffle tickets sold which netted about \$1,200 to help defray expenses for the show. This was slightly more than the tickets sold in 2006.

Communications: None

Membership report: Reported that some members had paid their dues for 2008 at the annual show.

Membership dues are due on January 1, 2008 and are \$15. Doug Smith has agreed to assume the term of the membership chair due to the recent passing of Stan Skarphol. Approved.

Jim Lindseth reported that the members have been volunteering for teaching classes for the monthly whittle-ins. Those volunteering should contact Jim as soon as possible to indicate what the project will be. There are a lot of TBA on the list at this time and it would be good to announce what the project for the class will be.

Frank Koch reported that the Annual Show with Desiree Hajney was considered a success. There was some discussion about the 2008 annual show. There is a possibility of moving it back to the Doublewood Inn in 2008. More information will be provided after some decisions are made. The show is presently scheduled again in October, 2008.

Rosalyn Daisy has been contracted for the 2008 show. She is a well known carver and instructor for bird carvings. The plan at this time is to have a full 3 day class prior to the show carving a miniature Canada goose with a full 3 day class following the show carving an American Golden Finch. It appears from an informal poll that there was enough interest to conduct both classes. If you are interested in one or both classes, visit with Frank about it so plans can be made with Rosalyn. The cost will be determined at a later date.

Rick Jensen will be our featured carver for the spring class. Rick is a well known bark carver doing various types of carvings. The class is scheduled for Friday, March 28 through Sunday, March 30. The cost will be around \$75/person.

Frank is contemplating conducting a class on carving a nativity set for the Christmas season. If you are interested in carving a set, contact Frank and he will proceed to set up the class.

Bob Matzke suggested that the theme for the 2008 Annual Show be a winter or Christmas town scene. Several suggestions of town scenes were mentioned. There will be more information on what will be suggested at a later date. It is not too late to start thinking of ideas for the display.

Paid in part through a grant from the
Dakota West Arts Council

The election of officers for 2008 will be coming in January, 2008. The offices to be up for election this year are: President elect, secretary, membership chairman, newsletter editor, librarian, and member-at large. Ed Horning has agreed to visit with possible candidates to fill those positions for the next election.

Alvin Braunagel provided the carving for the carving exchange for the meeting. He carved a very nice ax set in a stump. Ed Horning won the carving and is to provide the carving for the carving exchange at the next meeting.

No further business. Meeting adjourned.
Warren Schlecht, Secretary

The 2007 Fund Raising Raffle for the club has been completed. As a report to the members, we had a very successful operation. We sold 1488 tickets and had the following expenses: Printing the tickets \$157.57, Postage \$33.26 and City Permit \$25.00 resulting in a \$1272.17 net for the club. We want to thank everyone who sold and bought tickets and especially those who contributed the carvings for prizes. They were: Bob Matzke, Bob Pedigo, Doug Smith, Mitch Olson, Ron Davidson, Frank Koch, Ron Holtz, Jim Lindseth, Roger Duchsherer, Doug Emerson, Klaes Welch, Barry Bell and Perry Cook.

The Winners were:

Cowboy--Bonnie Hadland, Bismarck
Gunfighter-Bob Pedigo, Bismarck
Bark Carving-Geno Sloan, Mott
Santa-Geoff Theurer, Carrington
Polar Bear Family-Larry Longtine, Lake Park, MN
Fisherman-Mrs. Marion Buckingham, Encinitas, CA
Pie Lady- Ann Bell, Canada
Small Trout-Harold Matzke, Bismarck
Caricature-Dick Hansen, Mandan
Painted Feather-Russ Harkness, Bismarck
Trout-Shelby Jackson, Bismarck
Redtail Hawk Feather-Bill Lardy, Bismarck
Whimsical Ornament-Klaes Welch, Mandan

Thanks also to Ed Ryen and Mitch Olson for helping sell tickets and conduct the drawings at the show.

Ron Holtz and Mitch Olson, Co-Chairs

Rick Jensen Spring 2008

Rick Jensen, Crookston, MN, will do a "in-the-round" whimsical bark house carving class in the spring of 2008. The class will begin on Friday evening,

March 28 and continue through Sunday, March 30. Rick travels throughout the Midwest and Canada hosting woodcarving seminars. Cost for the seminar will be \$70. The class will be in the basement of Trinity Lutheran Church.

Paid in part through a grant from the
Dakota West Arts Council

Some awards he has received at various woodcarving competitions include: Best of Show, People's Choice, Judge's Choice and Best Table Display, in addition to numerous first and second place awards. Rick has judged carving shows in Canada, Montana and Minnesota. Rick is coauthor of "Carving Tree Bark". Rick has hosted a couple of carving seminars in Bismarck in past years.

By Frank Koch

2007 Show Thoughts from Your Acting President

Our annual show for 2007 is once again past us. We had an outstanding turnout of visitors this year – more than I've seen in several years. It was good to see both afternoons of the show were busy with a steady flow of people at the displays. I believe this was due to the television coverage we received on Friday morning on KFYZ and Friday noon on KXMB. Also the news spots on both KFYZ and KXMB on Saturday helped a lot. We really appreciate this coverage and it helps our attendance a great deal.

Our guest carver this year was once again excellent. Desiree Hajny is the best at what she does and in teaching her carving style to others. This is the fifth or sixth time she has taught us here in Bismarck and she has always provided good carving education and beautiful projects. I've already heard comments from a few folks that we should have her back again. Sounds like a good idea to me!

Bob Matzke's sign class and Darlene Holtz's photo album class were also good classes and some good instruction was received by all who attended them.

I regret that our planned functions at Fort Abraham Lincoln were cancelled. After we had made the arrangements to hold our Victorian Tea and our Pitchfork Fondue banquet we discovered there would be more charges to tour the General Custer house and to enter the state park with an automobile. We didn't know of these charges until about a week and a half before the show and we didn't feel the carvers and spouses would be happy being surprised by extra fees. Since we had another place to hold our banquet, myself and the show chairman made an executive decision to cancel all our activities at Fort Lincoln.

I've already heard from one spouse who is very close to me that she wished there would have been a class on Saturday morning for the non-carvers. However, she did enjoy the lunch with those who went to "The Bistro" for lunch on Saturday. I agree. We need to continue to hold interesting activities for those who attend our show who do not carve.

The beginning woodcarving class number is also very high this year. At last count Frank has 16 new and one returning carver in his Tuesday evening classes. They already have held two classes as I write this and there is a lot of enthusiasm. We need to encourage them to join us if they want to continue in woodcarving.

We are already planning next year's show. We have contacted Rosalyn Daisy who will teach a standing miniature Canada Goose, and possibly a second class teaching an American Goldfinch. We are discussing where our show will be held next year also. We have an option to return to the Doublewood Inn which was a nice location. We had all meals there, had our show in a large room, and our traveling carvers could stay there. It was very convenient for all concerned. The Gateway mall is still an option, but we are wondering how well we could hold our show if the stores are all filled and with all the kiosks they've added in the mall. Space there could become a problem. Our executive committee is to meet on October 31 to make a decision on the location for our 2008 show. We will let you know as soon as possible so you can be thinking about next year.

Thanks to all of you who displayed and all who helped plan and get it all together. Hope to see you all next year.

Bob Pedigo



Desiree's Fawn



Desiree and one of her cats

Paid in part through a grant from the
Dakota West Arts Council



An example of Desiree's Mountain Lion



Desiree's Fox

Paid in part through a grant from the
Dakota West Arts Council

From the Pen of Bob Matzke

I want to thank those carvers who participated in the relief carve "Welcome" sign. Everyone made good progress, had fun and exchanged many carving experiences. I hope that you carvers will grasp the opportunity and continue carving signs. The rewards are greater than one realizes. If any one has any questions, they can contact me at

On October 27, 2007 ten carvers from the area towns met in Garrison, ND to take part in the Sakakawea Woodcarvers Ornament Carving Day. Five different ornaments were carved. While carving we dared to engage in some serious conversation. We laid out plans to save the world, gain riches and straighten out our government. We even discussed Minot's entertainment. We found that some knew a lot more about it than they really wanted us to know. There was a lot of laughter and all enjoyed the day. Thanks to the Sakakawea Woodcarvers for a good time.

PRODUCT SURVEY

Can't find Deft Spray? Neither could I. I did locate other products that work. The first is TESTORS High Gloss Enamel overcoat spray. It comes in 3 oz. Cans and costs between \$2.70 and \$3.00. It is a little costly, but works just like Deft. It low odor and dries rapidly. It can be purchased in a number of levels, High Gloss, Gloss, Satin and Dull Coat in case you went over board. It can be found in the hobby sections of stores.

The second product is by Plasti-Kote. It is called Spray Any Way Enamel. It a tough acrylic coating. You can get a good gloss provide you sand your carving very smooth. Otherwise it takes a few coats. Like it says, "You can use the can in any position and it will continue to spray. It has a strong odor, that forces you to use it outside or in a well ventilated area. It is flammable like all sprays. There is a warning that the product should not be sniffed. Doing so could cause brain damage. "[sic] Anyone wanting to sniff this product has to already be or more brain dead.... I tried to suck the fumes away using my dust collector. It did some good, but I think I'm hurting my collector bag. I think it is a good product and can be purchased at the Tractor Supply Company (TSC). The cost was \$4.65 with tax included, 11 oz size.

If you don't like the odor then stick with Krylon, Clear Gloss in low odor. It costs about \$5.00 per can in 11 oz size. This too takes several coats to gloss.

From Frank Koch

Have you ever heard that a dog "knows" when a diabetic is about to have a seizure before it happens?

Have you ever heard that a dog "knows" when an earthquake is about to hit?

Have you ever heard that a dog can "sense" when a tornado is stirring up, even twenty miles away?

Do you remember hearing that, before the December tsunami struck Southeast Asia, dogs started running frantically away from the seashore, at breakneck speed?

I'm a firm believer that animals and especially dogs have keen insights into the Truth.

And you can't tell me that dogs can't sense a potentially terrible disaster well in advance.

Simply said, a good ol' hound dog just KNOWS when something isn't right . . . when impending doom is upon us . . .

Flickertail Woodcarvers Christmas Party

The annual Christmas party will on Tuesday, December 11, at the Doublewood Inn. Cost for the evening will be \$17 per person (tax and tip included). Social hour will start at 5:30 pm and dinner will be served at 6:15 pm. If you wish to participate in the gift exchange, bring a gift that can be included in the exchange. If you can join us at this annual event please send your money to Frank Koch,

Bismarck, ND, 58503 (check to Flickertail Woodcarvers), by December 4.

Sharpening 101 – Sharpening Your Knife for Woodcarving

By Bob Pedigo

This is the first of a series of articles that I will do over the next couple of issues of the “Curling Chip” newsletter. There have been a few articles in the past about sharpening your tools for woodcarving, but it's been several years since they've appeared. We have some new members who may not have seen these, so it's probably time to talk about this subject once more.

This article is about basic shaping and sharpening of your woodcarving knife.

If you are lucky your knife has come from the knife maker ready to carve. The knife is ground to the proper shape and is honed to a razor edge and carves very well as it comes from the package. This is usually the case when you buy a high quality knife made specifically for woodcarving. However, many knives come from the factory with a factory bevel and a factory edge. These knives require some re-grinding and sharpening before they can carve well. It is those knives I'll discuss here.

From the factory, the knives will have a double bevel as shown in diagram 1 below. The top picture is a side view and the bottom is a cross-section view of the blade. At point A there is a bevel and at the bottom of the blade there is a second bevel to provide the sharp cutting edge. A knife shaped like this would cut meat or softer objects very well since a softer material would spread and allow the knife to pass through easily.

However, the extra bevel at point A causes the knife to act too much like a wedge when cutting through wood causing the knife to drag since the wood has no “give”.

Notice also that the back of the blade has square shoulders at point B. These square shoulders cause a drag when trying to make a rounding cut as you turn your knife to come out of the wood as you finish the cut. Luckily, both of these conditions can be easily remedied with a good sharpening stone and a little work on your part.

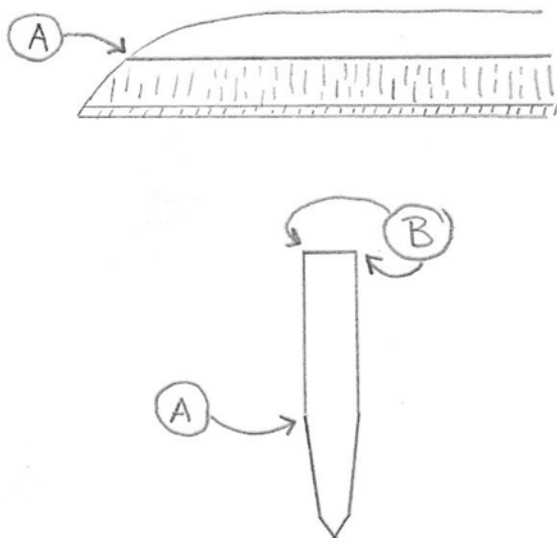


Diagram 1: A knife with a factory bevel

nt from the
ouncil

The bevel at point A is removed by grinding it off on a good bench sharpening stone as shown in diagram 2. You lay the blade flat on the stone and move the knife in a back and forth motion until the bevel is gone. Remove the bevel from both sides before progressing to the next step. It is faster to use a coarse stone at

first until most of the metal is removed then progress to a finer stone to remove the grinding lines caused by the abrasive grit on the metal. The type of stone used doesn't really matter; you can use diamond, corundum, or a natural stone such as an Arkansas stone.

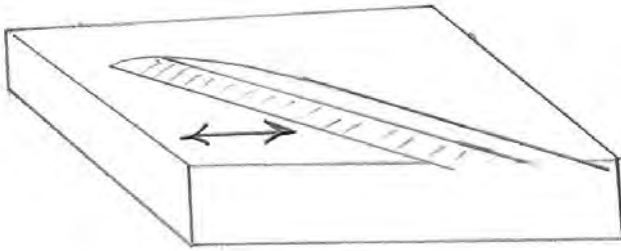


Diagram 2: Removing the Bevel with a

Sharpening Stone

Also, while using stones now is the time to remove the square corners, or shoulders, on the back side of the blade. Turn the knife up onto those corners and grind them away on the stone, first one corner then the other. Again, this goes faster when beginning with a coarse stone and progressing to a finer one.

When the basic knife shape is achieved as in figure 3, then you must polish, or hone, your knife using a strop.

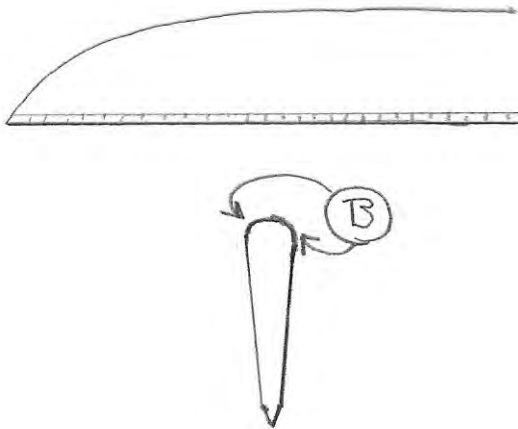
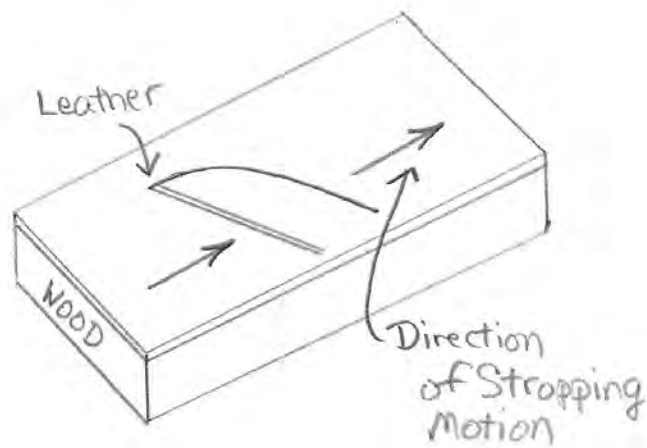


Figure 3: A properly shaped woodcarving knife with both bevel A removed and the corners at B rounded.

Most woodcarvers use leather mounted onto a solid backing board for a strop. Do not use a leather strop similar to the way the old barber's strop was used

without a solid backing. The solid backing behind the leather keeps the knife sides flat when polishing. You want to maintain these flat sides as long as possible. After all, you just spent a lot of time grinding those sides to be flat and you want to keep them that way! Strop the knife in only one direction of travel as shown in diagram 4 – away from the cutting edge – as you strop both sides of the knife. You must obtain smooth polished sides to remove all the grinding marks from the sides of the blade. These grinding marks create friction when cutting through wood and causes drag. The smoother the sides of the blade, the less drag you will feel.

Diagram 4: Stropping with a leather strop.



Once your blade is shaped and polished it should only be necessary to strop it once in a while when carving. If it feels like it's not cutting, strop again until the sides of the blade are mirror smooth and the edge again cuts wood well. A word of caution here: **You usually do not need to use the bench stones on your blade to re-establish the razor edge.** Use the bench stones only if your knife needs to be re-ground or you get a nick in the blade. Your knife will last a lot longer and you will spend a lot less time polishing to return to the mirror finish and razor edge needed for carving.

In the next issue I plan to discuss sharpening flat chisels and rounded gouges.

WESTERN THEME PICTURES



The Bank

Paid in part through a grant from the
Dakota West Arts Council



The Barber Shop



The Gun Slinger

Paid in part through a grant from the
Dakota West Arts Council



The Jail Break



Paid in part through a grant from the
Dakota West Arts Council



Old-Timer and His Mule



School and Wedding in a Church

Paid in part through a grant from the
Dakota West Arts Council



Old Miner and Assayer




Desiree's Mountain Lion

Paid in part through a grant from the
Dakota West Arts Council



Desiree Hajny's Leopards

Paid in part through a grant from the
Dakota West Arts Council



Paid in part through a grant from the
Dakota West Arts Council

CARVING SCHEDULE FOR 2007-2008

2007

<u>Date</u>	<u>Instructor</u>	<u>Project</u>
10-02-07	Vince Bitz	Wood Pliers
10-20-07	Robert Matzke	Lil Hermit
10-23-07	Frank Koch	Beginning Woodcarving Class
11-06-07	Bob Pedigo	Thanksgiving Turkey
11-17-07	Frank Koch	Christmas Ornament
12-04-07	Ron Holtz	Angel
12-15-07	Ed Horning	TBA

2008

01-08-08	Heart Pin	Klaes Welch	
01-19-08	Snow Snakes	Club Project	
02-05-08		Frank Koch/Bob Pedigo	Love Spoon
02-16-08		Ron Holtz	TBA
03-04-08		Vince Bitz	TBA
03-15-08		(Available)	TBA
04-01-08		(Available)	TBA
05-17-07		Ed Koegler	TBA

Flickertail Woodcarvers
P.O. Box 7473Bismarck, ND 58504

Paid in part through a grant from the
Dakota West Arts Council