

# THE CURLING CHIP

JAN./FEB., 2005

THE NEWSLETTER OF FLICKERTAIL WOODCARVERS, BISMARCK/MANDAN,  
NORTH DAKOTA AND SURROUNDING AREAS.

## OFFICIALS AND EXECUTIVE BOARD:

President	Ed Horning
Past President	Mitch Olson
President Elect	Bob Pedigo
Secretary	Warren Schlecht
Treasurer	Ron Holtz
Membership	Stan Skarphol
Programs	Frank Koch
Property	Edwin Boger
Librarian	Perry Cook
Member at Large	Ed Horning
Member at Large	Ron Torgeson
Newsletter Editor	Robert Matzke
Asst. Newsletter, Labels	Sam Lacher
Asst. Newsletter, Mailing	Val Gabbert
Asst. Project Coordination	Jim Lindseth



- \*Think change in 2005.
- \*Make changes.
- \*Evaluate your changes.
- \*Remember your achievements are limited only by the span of your imagination.

THIS NEWSLETTER IS SPONSORED IN PART BY DAKOTA WEST ARTS COUNCIL. THE CONTENT HEREIN IS DEDICATED TO THE ART OF WOODCARVING, MEMBERSHIP BENEFIT AND ENJOYMENT.

WHITTLE-INS ARE HELD THE 1<sup>ST</sup> TUESDAY OF THE MONTH, SEPT/MAY FROM 7-9 PM. REGULAR MEETINGS ARE HELD ON THE 3<sup>RD</sup> SATURDAY OF THE MONTH, SEPT/MAY FROM 9-11 AM. MEETINGS ARE HELD IN THE BASEMENT OF THE TRINITY LUTHERAN CHURCH, CORNER OF AVE. A AND 3<sup>RD</sup> STREET. SUMMER WHITTLE-INS, JUNE THROUGH AUGUST ARE HELD IN SHELTER # 4 IN SERTOMA PARK FROM 5 PM UNTIL DARK.

**FLICKERTAIL WOODCARVERS**

**P. O. BOX 7473**

**BISMARCK, NORTH DAKOTA 58507**

## **E-MAIL NEWSLETTER:**

With this issue, begins the first e-mail issue of the Curling Chip. So if you forgot, you signed up and haven't received your copy via US Mail—you won't! Turn on your computer to get this and future issues. Those who elected to remain with regular mailings will continue to receive the newsletter via mail.

This program will hopefully save the Club postage and printing costs. Since it's a new program we do not know how much impact there will be on our printing arrangements or costs. Those who expressed desire to receive via e-mail was about 50%.

If you have comments either Pro/Con forward them to the Club at:  
Flickertail Woodcarvers  
P.O. Box 7473  
Bismarck, ND 58507

## **SAVING POP TOPS:**

If you are still collecting pop tops for Stan Skarphol to donate to the Ronald McDonald House, now would be a good time to turn them in to Stan

## **NEED HELP, HAVE A QUESTION:**

The following is submitted as a suggestion for future newsletter issues. If you have a need, submit it to the Editor of the Curling Chip. Depending on the number of requests and space available, the need or question will be printed in the next issue. The Editor will request solutions to be returned to the Club address. The requesting member will get a copy of the response mailed to them and the solution may be printed in the newsletter.

We have over 100 members with different levels of expertise and knowledge that should be willing to share with other members. In fact, I personally feel it is a membership responsibility to share with others who are in need.

I do not believe in printing membership addresses and phone numbers because this newsletter goes to organizations that do not control its viewers. We do not want to violate the security or trust of our members by doing so.

If you think this idea is a good one, bring it up at a future meeting so your new editor will know

## **CLUB CHRISTMAS PARTY:**

This party was one of the most enjoyable so far. While there wasn't a crowd, those who attended had a very good time.

Everyone was in a happy and visiting mood. One funny instant was when Val gave Cliff a kiss on his tattooed head. Cliff was at a loss for words for a minute. That's something that rarely happens. Everyone had a good laugh.

The food was very good, chicken and beef with all the trimmings. There was a lot of it and no one went hungry.

After dinner, the gift exchange took place. I must declare that the carvings are getting nicer each year. One gift was kind of unique. The card read "Your carving can be whatever you want." Inside there were two nice blocks of carving wood.

Conversation continued for a long time with everyone moving from table to table viewing the gifts and carvings that were exchanged. A lot of news was being caught up on. Karen Pedigo really had my wife, Diane's interest with tales of polar bears just feet away. She had been on one of the bear buses in Alaska.

On the way home Diane stated that she really had a good time. To me that is a measure and conformation of success. Those who missed the party this year, may want to arrange plans for the 2005 party. I'm betting it will be better.

## **DWAC GRANT:**

For 2005 the Flickertail Woodcarvers have received \$500.00 from DWAC to assist with the costs of our programs, show and making it open to the public. We sincerely thank DWAC for the grant.

We wish it could have been more, but grant awards everywhere have been getting smaller and smaller. One has to wonder the cause. The markets have been holding steady since 911. Or is it just a sign of the times where people are not donating any more? Could it be something that we as a club are or are not doing?

The areas that we have control over are dues, which were recently raised from \$10.00 to \$15.00 per year. For what one gets, that is a really low price. We get two meetings monthly with carving classes and extra classes in the Spring and Fall. The news letter is full of Info. and patterns. I've heard of other clubs that have a \$75.00 dues with a \$5.00 meeting assessment. These clubs seem sound and members are happy. We could stand to raise dues again in the future. But for now there are other ways.

We could increase the price on some of our classes by a couple dollars. That shouldn't

hurt anyone. But then you never know who it will drive away. The class prices are tied into the amount of the grant monies we receive. So there is a little conflict.

Our raffle is an area where we could surely improve on and take in more for the club. There are three (3) areas of concern. We need to reach out to the public with advertisement and information. We need to have good carving prizes and lastly we need to sell a lot more tickets during a longer period of time.

Another area that we have control over is our contacts with the public. We need to do interviews, demonstrations and out-reach programs. This allows the public to recognize the club's name. We also need to tell DWAC all of these stories. We need to take every opportunity to let DWAC know that we are reaching out to the public. In fact we need to brag about it.

I suspect that there are a number of organizations that give grants. Many give them so freely, one wonders why. We should be doing some research and applying at many places.

If you have any ideas, make them heard.

#### POINT TO PONDER:

A dog had followed his owner to school. His owner was a fourth grader at a public elementary school. However, when the bell rang, the dog sidled inside the building and made it all the way to the child's classroom before a teacher noticed and shooed him outside, closing the door behind him.

The dog sat down, whimpered and stared at the closed doors. Then God appeared beside the dog, patted his head and said, "Don't feel bad fella'...they won't let Me in either."

#### DEMONSTRATION-LEWIS & CLARK:

On Nov. 20, 2004 four Flickertail Woodcarvers participated in a demonstration on wood carving for the Pilgrims on the Plains at the Lewis & Clark Center, Washburn, ND. Vince Bitz, Ed Horning, Frank Koch and Bob Matzke set up and displayed a variety of carvings. They were set up in the Headwaters Fort Mandan Visitors Center. This is a new building located on the river near the reconstructed fort.

Milissa Price, Volunteer & Guest Coordinator for the Foundation had enlisted our support while at the 35<sup>th</sup> Carving Show.

It was a rather cold day, but still many braved the weather to visit with us.

Frank Koch had his photo printed in the local paper as a result. Later on the paper did an article on Bob Matzke primarily because he was a local resident. It was a nice article and has been reprinted for your review on another page.

#### SPECIAL INTEREST CLASSES:

These classes are of special interest and may be scheduled within a short time or that which will require some thought for vacation.

A FISH PAINTING CLASS is scheduled for Jan. 15<sup>th</sup> at the Church. This will be instructed by Cheryl Hanson and will consist of painting a Walleye Pike on ceramic. Attendees will use a paint brush instead of an air brush. The cost is \$25.00 which includes everything you need. Many members can not afford an air brush and use brushes. This is your chance to gain expertise with the brushes. I have seen M's Hansons work and she is good! Take this class and feel proud of your work. Contact Frank Koch soon to see if you can still get into this class. Call Frank at  
Make the call, you will be glad you did.

This isn't a class, but it should be noted that on Feb. 5<sup>th</sup> Art in Motion at Kirkwood Mall will take place from 10am to 4pm. This is a volunteer event where you carve and display your work with the public. It's a very nice time to visit with friends and the public. It also holds a good potential for future sales. To my knowledge you may not sell at the event, but that doesn't prevent you from giving business cards for follow up contacts. Contact Mr. Frank Koch at the above phone and e-mail address if you can participate. He will arrange for a schedule so its not an all day tour.

Don't forget to attend the Feb. 19<sup>th</sup> meeting. The one and only, our famous Ron Holtz will be instructing on the LONG HANDLED TOOLS. Why be concerned with this class. The reason is that most of our members have a knife and a few palm tools. While these tools are good and can cover a lot of carving tasks, they are limiting your capabilities. The long handle tool will allow you to carve larger pieces. This is what you have always wanted to do. It does take a little understanding and technique. So plan on attending and allowing Ron to show us the way. By the way, did you know that the Club has several sets of long handled tools that members can use? So

you have them available to you at the most reasonable cost -FREE. How's that for a deal.

### 36<sup>th</sup> ANNUAL SHOW -EARLY INFO.

The show dates this year are the first weekend in Oct. October 1 & 2, 2005. The show will be in the basement of the Trinity Lutheran Church at NE corner of 3<sup>rd</sup> & Ave A. There is plenty of parking available. Banquet and lodging arrangements are being made as you read this.

The featured carver and instructor this year will be Kirt Curtis. He is a famous animal carver. He will be doing a bear in a tree. His class will probably begin on Friday, Sept. 30<sup>th</sup>. The projected fee at this time is \$100.00 and cost of blank. This is a class you don't want to miss, CAN'T MISS!! Curtis is in high demand and we may not be able to get him back for a score or more years. I've had his classes and have been totally pleased. This instructor knows his stuff and will pass on his expertise so you'll get a carving to be proud of. More info. coming.

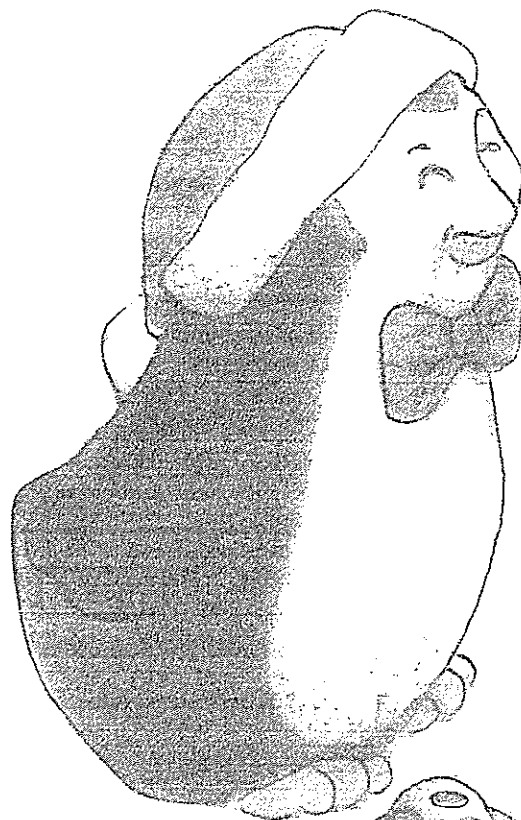
What's that you say? The first weekend of Oct. is opening of hunting season. Well, you're right. But its only duck season and only locals can hunt. All there is are a lot of pin feathered teal and gadwalls around. The featured season is pheasants and it comes the next weekend.

I personally used to gripe, but the Club has now made the appropriate changes and I'm satisfied. We should get a good portion of the hunting crowd at the show. Make them ducks and pheasants along with other wildlife and you should make some sales.

The regular show classes and non-carving classes are still being confirmed. We will pass on the information as it becomes available. The main thing is that you schedule your vacation for the days of the show. It will be a great one.

### ACANTHUS CLASS:

On March 5 & 6<sup>th</sup> of 2005 and perhaps the 4<sup>th</sup> the Club has arranged for Paul Carlson of Kenmore, ND to instruct on carving an Acanthus shelf. Carlson is a master carver with a great deal of expertise. The fee for this class is \$50.00 plus the cost of wood. I have seen the plans for the project and I think you will be amazed. This is the one class that you can adapt to many, many other applications. The one that you've always wanted. When the registration forms are issued be sure to respond ASAP.



This is your pattern for Jan/Feb. These cool Penguins should make a very nice Holiday piece.

Relief carve each bird from 3/8th thick board. Make a base of 3/8th thick board and glue both birds on at a slight angle, but facing each other. Paint base white and add dry brush of blue for depth. The birds are not totally black so add a little lightener. In this case the bills and feet can be brownish yellow. The Christmas wear can be red. Hope you enjoy.

Bob Matzke





## Newsletter Editor Needed

In our last newsletter, Bob Matzke mentioned he will no longer edit our club newsletter. Bob has done an outstanding job with this for the past six years, and he wishes to step aside. This leaves an opening for someone who wishes to step forward to edit our club newsletter. You should have some computer skills, and the desire to do a good job with only recognition as compensation.

It is my opinion that the newsletter editor should not need to personally write every article themselves, but should be able to assemble news items supplied by individual club members into an informative product. If everyone pitches in, then one person won't be tasked with a difficult job. Since I was editor for six years prior to Bob Matzke, I can state that the job is easy and fun if there are a lot of contributions from members.

Our club can continue to reach all our members only by some method of written communication. Many people do not attend our regular sessions, and many more live outside the commuting area and are unable to attend. In order to continue to grow, it is vital that we continue to get the written word of our activities and upcoming events to all our members.

If interested, please contact any member of our executive board.

Bob Pedigo  
President-Elect

### CALENDAR OF EVENTS:

Jan. 4, 2005	Whittle-in 7-9 pm, Bring something to carve.
Jan. 15, 2005	Meeting 9-11 am. Snow Snakes- Frank Koch SPECIAL CLASS, Fish painting with Cheryl Hanson. Brushes will be used to paint on ceramic. Contact Frank Koch. Starts at 11 am.
Feb. 1, 2005	Whittle-in 7-9pm. Love Spoons - Frank Koch.
Feb. 5, 2005	Art in Motion at Kirkwood Mall. Contact Frank Koch.
Feb. 19, 2005	Meeting 9-11 am. Relief carving class with Ron Holtz using long handled tools. Bring a piece of plywood etc. to protect tables. Wood should be 12 x 12 and also bring 2 C clamps.
Mar. 1, 2005	Whittle-in 7-9 pm. Carve a duck head with Stan Skarphol.
Mar. 5, 2005	Acanthus Carving class with Paul Carlson. Contact Frank Koch.
Mar. 19, 2005	Meeting 9-11 am. Waving Flag with Warren Schlecht.
Apr. 4, 2005	Whittle-in 7-9 pm. Eagle head relief with Jim Lindseth.
Apr. 9, 2005	Annual Woodcarving Show in Fargo, ND. Contact Bob Lawrence at 701-280-1038.
Apr. 16, 2005	Meeting 9-11 am, Quacky Duck with Bob Pedigo.
May 3, 2005	Whittle-in 7-9 pm. Chip carved pheasant with John Opp.
May 21, 2005	Meeting 9-11 am. North Dakota Bugle Trout with Bob Matzke.

## Polar Bear Reference Photos

My wife and I recently traveled to Churchill, Manitoba to view the polar bears which gather on the shores of Hudson Bay each fall to await the freezing of the bay so they can move onto the ice to hunt their main food source, seals.

My wife and I stayed in a plain, but comfortable, hotel on wheels. This was about 20 miles east of the town of Churchill, and our quarters were within view of Hudson Bay, about 300 yards from the bay shoreline.


We got many good views of the bears as we were driven around the area in "Tundra Buggies", for two full days of viewing. I estimate we saw about 35 bears on the first day, and over 40 bears the second day.

What are "Tundra Buggies"? These are large mobile vehicles built on large frames which were salvaged from airport snow removal equipment and construction equipment. They are as long as a school bus, and approximately twice as wide. They have bench bus seats large enough for two people down each side of the buggy, and there is a large center aisle which allows easy movement for all the passengers to view wildlife on either side. These were heated with a propane stove, and had one primitive bathroom to be shared by all. At night we stayed in the "Tundra Buggy Lodge". This was similarly constructed on large construction equipment frames, and had a row of upper and lower berths down each side of a narrow aisle. These were also heated with a propane stove, had two primitive bathrooms, and had one shower which was shared by 18 guests.

For safety, no one was allowed to step onto the ground from the time we left Churchill, until we returned three days later. The buggies are high above the ground, and bears could easily lie underneath. Since polar bears can move quickly and are very powerful, they could quickly injure or kill an unsuspecting person.

The bear viewing was impressive! I've never seen so many bears in one concentrated area. All they were doing was waiting for the ice to freeze, and interacting with one another. Following are some photos which can be used for making your own pattern and for reference when you begin to carve. For making a pattern, you should make a copy of the view enlarged or reduced for your preferred size, cut out the paper outline, then mark on your block of wood. Once drawn onto your wood, cut profile with a band saw as you would any other project. That way you can still save the original photos for reference.





You may use this photo on the left as a profile with head turned. However, notice the extra feet behind the adult bear. There is another juvenile bear behind the mother in addition to the one you can see on the left of her. On the right are two adolescent bears which are jousting with one another. Although the play got very rough, we never saw them seriously fight.



Above left is a good  $\frac{3}{4}$  view of a standing bear. I can see a good carving here along with some of the snow drifts in the foreground. Right is a front view of a bear and is good for the general look of a bear walking toward you, as well as for head and face details. Happy Carving.

Bob Pedigo

Hi *All*, my son-in-law, Steve Durow, has created a website for the Flickertail Woodcarving Club. There is no cost associated with this website. As we get things planned we can have put on the website. Also, anyone can have pictures of their carvings put on the website. The pictures must be in a modern digital format(not scanned).

the website address is:

digital images can be sent to Steve at:  
people must include their name.

Below are memories  
from shows of the past.

Frank Koch



# The Curling Chip

March/April 2005

Newsletter of the Flickertail Woodcarvers, Bismarck/Mandan, ND

---

## Newsletter Changes

I have volunteered to assemble articles, pictures, meeting notes, and our schedule and take them to the printer, while we are still searching for a permanent newsletter editor. Beginning with this issue of the newsletter, only articles which are submitted by the club members will be published. I do not have enough ideas myself to personally insure there are eight pages of information every two months, and I also do not have the time to do so. If members wish to continue to have an interesting and informative newsletter bi-monthly, then the support of all is necessary. If articles are not received, then our newsletter will be pretty short.

It would be best if articles are typed, not hand-written. However, if someone has something to submit and does not have access to a computer or typewriter, please hand write it and send to me. Pictures are also very good for our newsletter. As they say, one picture is worth a thousand words. If anyone wishes to submit articles or pictures in digital format, you can attach them to an e-mail message to me at

I believe that every one of us can contribute something to the newsletter even if we are not an expert carver. Have you seen an interesting item carved from wood while on a vacation? Take a picture or two and share it with the rest of us. How about a picture of an animal in a national park, or while visiting the zoo? Or pictures you have taken while visiting a carving show in another state? Have you found new glue which mends instantly, but does not stick to your fingers? Some of us come up with patterns for our own carvings. Those could be submitted as well. I've seen many club members snapping photos of our local carving events with their new digital cameras – how come only a few of those

ever end up in our newsletter? These are just a few ideas, and I'm sure there are many others. The point is you don't have to be an expert, we'd all love to hear or see what you have to contribute.

Our club needs your help.  
Bob Pedigo

## Woodcarving Safety

When the subject of woodcarving safety comes up, most people think of band-aids and stitches. And there is always the story of someone who cut themselves so badly they had to leave a woodcarving event for the emergency room. I'm not aware of anyone who has died from these cutting injuries, however. Usually, the story goes around as a reminder to be more careful when using sharp tools.

However, there is one tool in many wood carvers shops which could kill you instantly. Your heart would stop in less than a second. You probably would not have an opportunity to go the emergency room, and you would survive only if someone were nearby who can call 911 and begin immediate Cardio-Pulmonary Resuscitation.

Many carvers who have been carving for a while make this tool themselves. They build it up after seeing others, and then put together the "best" of the features they've seen in the others. This tool is a real time saver, in that you can complete the task in about 1/10<sup>th</sup> the time of any manual methods. **Can you guess what this tool might be?**

The tool I'm talking about is your power sharpener/strop. I have seen many versions of power sharpening systems home-built by many woodcarvers. On first glance they look safe enough and they wouldn't fly apart as soon as power is applied. However, after a closer look it

is quite obvious they could kill instantly. The problem is the electrical wiring used to power the motor.

Electricity is deadly to the human body. A very small electric current can kill you. For instance, if you touch a live wire with one hand while touching or standing on a grounded object, the current passes through your body to complete the circuit. Your heart can stop instantly when this current passes through it.

Most visible of the sharpener hazards I've seen are bare terminals of the On/Off switch many of the sharpeners have. The switches are mounted in the open and the electrical connections are fully exposed. One small misplacement of your hand could make you dead. Your sharpener should have all electrical connections and switches inside an appropriate box made for this purpose. These boxes are inexpensive and are available at any hardware or home improvement store.

Another of the hazards I've seen are the lack of a ground wire on the power cord. All electrical devices commercially manufactured in the U.S. have either a three wire cord (two conductors for electrical current and one conductor for ground return), or they have insulated cases and a polarized plug to make sure the case, the part you touch, doesn't become electrified. These insure that any internal malfunction causes the electrical current to be shorted directly to ground, and not through the person using the device. The motors most carvers seem to use are the metal cased ones they've found in a surplus store or salvaged from an old washing machine. These motors must have their outer cases grounded to make sure they don't become electrified. Your sharpener should have the motor properly grounded, along with any junction or switch box cases you add to your system.

Have a look at your system today to make sure you are still carving tomorrow.

Bob Pedigo

## SENIOR WOODCARVING NEWS

The Bismarck Senior Center woodcarvers meet every Thursday afternoon from 1pm to 3pm the 3rd Thursday in Oct to the 3rd Thursday in May. We have had many new ideas developed by these men & women.

At the present time many of our people are doing cottonwood bark carvings. Some of our people have even done relief carving of their family/s crest.

We meet in the ART & CRAFT'S room at the Bismarck Senior Center in Bismarck on 20th Street. Please feel free to join us when you can.

The Flickertail Woodcarvers have a number of high quality carving tools at the Senior Center which are available to be used during our meetings only. We have only 2 limitations and they are: All carving tools can not be taken out of the building. It is highly recommended that each carver use at least one Kevlar glove for safety.

A large percentage of our people are members of the Flickertail Wood Carver's Club of Bismarck & Mandan N.D. and have taken some of our special classes we have sponsored during the year.

You are always welcome to visit from 1pm to 3pm on Thursdays at the Bismarck Senior Center and maybe soon you'll be carving too.

Stan Skarpohl

## Monthly meeting at Trinity Lutheran Church Saturday, March 19, 2005

President Ed Horning called the meeting to order. There were 10 members present.

The minutes of the last meeting was read and approved.

Treasurer Ron Holtz reported \$3974.66 in the checking account. Membership dues for 2005 have been coming in and will increase the checkbook balance to over \$4,000 when the

checks get deposited.

Frank Koch updated the club on scheduled classes and featured instructors for the 2005 Annual Woodcarvers show to be held starting on Friday, September 30 thru October 2, 2005.

Kirt Curtis has been contracted as the featured carver for the annual show. The class will be a carving of a bear in a tree. Cost will be \$100+blank.

Rick Brereton has also been asked to teach a class of a relief carving. The project to be carved has not been decided at this time.

The banquet on Saturday evening will again be held at the Doublewood Inn. A block of rooms have been reserved at the Days Inn for \$55/evening stay.

Ron Holtz reported that there will be a raffle again this year. Items to be printed on the tickets should be identified in the near future so they can be listed. Contact Ron Holtz with any questions or plans to donate an item for the raffle. After some discussion, it was decided to continue with the drawings for the door prizes to visitors who come to the show.

Frank reported that the High Prairies Art and Science building located near BSC may be available for the Annual Show this fall. The building site may also be available for the clubs monthly whittle-ins and monthly meetings. A fee schedule has not been developed at this time but will be available in the near future. Frank will monitor the negotiations and availability for the clubs needs.

Bob Pedigo had purchased plans and blueprint for the construction of a portable carving table with tool shelf for the club. A motion was made a seconded to reimburse Bob for the cost of the plans for \$43.99. Motion passed. The plans are located in the library and can be used by the membership of the club.

An editor for the clubs newsletter is still needed. The newsletter is an integral part of the mission of the club. Any member or person interested in assuming the duty of editor of the newsletter should contact Bob Pedigo or Bob Matzke.

Frank suggested that the club consider constructing a quilt consisting of wood carvings.

After some discussion, a motion was made and seconded that Frank head up a committee to investigate and initiate the quilt project. Motion passed. More information concerning the quilt will be presented in the future. Those interested in carving a block for the quilt should contact Frank.

An instructor for the spring project in 2006 is needed. Eldon Humphreys from Canada may be available. Frank will contact Eldon to see if he would consider teaching a class.

The election of officers for 2005 was held. A motion was made and seconded to cast a unanimous ballot for the slate of officers as presented. Motion passed. The officers for 2005 are as follows:

President	Bob Pedigo
Past President	Ed Horning
Secretary	Warren Schlecht
Treasurer	Ron Holtz
Membership	Stan Skarphol
Programs	Frank Koch
Property Manager	Ed Boger
Librarian	Perry Cook
Labels	Sam Lacher
Mailing	Val Gabbert
Project Coordinator	Jim Linseth
Member at large	Ron Torgeson

No further business. Meeting adjourned.

Warren Schlecht, Secretary

## Schedule Flickertail Woodcarvers

Tuesday 4/5/2005 Whittle-In, 7 – 9 pm, Eagle head in Relief with Jim Lindseth

Saturday 4/9-10/2005 Annual Woodcarving Show in Fargo, Contact Bob Lawrence.

Saturday 4/16/2005 Monthly meeting, 9 – 11am+, Tool Sharpening with Mitch Olson

Tuesday 5/3/2005 Whittle-In, 7 – 9 pm, Chip Carved Pheasant or Duck? with John Opp

Saturday 5/21/2005 Monthly Meeting, 9 – 11 am, North Dakota Bugle trout with Bob Matzke

Tuesday 6/7/2005 **Summer Meetings Begin at Sertoma Park** Monthly Meeting, 5pm – Until Dark, Project Open

Tuesday 7/5/2005 Monthly Meeting, 5pm – Until Dark, Project Open

Tuesday 8/2/2005 Monthly Meeting, 5pm – Until Dark, Project Open

Nothing is scheduled for the summer meetings. If someone has a burning desire to host a project at the summer meeting please contact Jim Lindseth.

Note: Be thinking about projects for meetings for the next year. Jim needs projects for next session. This includes beginners and intermediate carvers. A simple caricature pin carving is a fine project for all. If we rely only on certain few to host a carve-in soon they'll burn out and then we'll have no hosts. Project can also be some other aspect of carving such as painting, or tool sharpening.

Flickertail Woodcarvers  
PO Box 7473  
Bismarck, ND 58504



# The Curling Chip

May/June 2005

Newsletter of the Flickertail Woodcarvers, Bismarck/Mandan, ND  
Club Web Site Address

---

## Summer Whittle-Ins to Begin in June

Once again our outdoor summer Whittle-Ins will be held, beginning Tuesday June 7, 2005. These are on the **first Tuesday of every month in June, July and August, from 5:00 PM till dark** or until everyone goes home. These will again be in **Sertoma Park, Shelter #4**. Projects may not be scheduled for these summer meetings, so everyone should bring their own project to work on while visiting with friends.

For the June session, we are planning a project on Branch Carving, using the methods in Chris Lubkemann's book, "*Whittling Twigs and Branches*". Chris was the featured carver at our annual show a few years back and many of us had the pleasure of attending his classes.

Everyone is encouraged to bring a few forked branches to carve and there will also be some available to share which are gathered by some of our members.

For details about branch selection and storage methods, see the following article.

In August, we are planning a picnic for members and their families. See next issue for specifics.

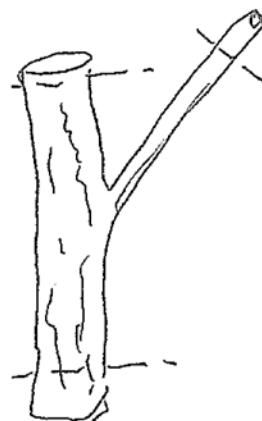
## Branch Carving Wood Selection

For making the twig and branch roosters, the wood should be freshly cut. For our Tuesday Whittle-In, you should cut the branches the weekend before and store them in a zip lock bag to prevent them from becoming too dry. Do not remove any bark before storing. If you find some branches early, you may select branches at any time, put them in zip lock bags and put them in your freezer to slow the drying process. This works well and you should be able to store them

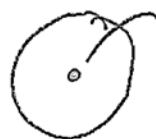
for several months before they become too dry to work with.

Types of branches which are known to be good rooster material from our area include some of the following: Birch (one of the best), Maple, Some Oaks, Willow (other than weeping willow), Elm, Redosier Dogwood (also called Red Willow), Flowering Plum and Flowering Crabapple.

The forked branches for roosters that you select should be knot free between the lines shown in the following drawing. The pith, the small center core of a branch, should be as small as possible. Chris recommends that for a  $\frac{1}{2}$ " branch the pith should be no greater than  $\frac{1}{16}$ ".



Good branches for rooster carving have no knots between the dotted lines.




Pith should be no larger than  $\frac{1}{16}$ " for a  $\frac{1}{2}$ " branch.

Saturday	5/21/2005	Monthly Meeting, 9 – 11 am, North Dakota Bugle trout with Bob Matzke
Tuesday	06/07/2005	Brown Bag Whittle-In at Sertoma Park, Shelter #4, 5 pm to dark. Carve some twigs in the Chris Lubkemann style. Bring some twigs if you can. We will try to have a few extras. Remember the curls form better with a knife blade that is not too thin.
Tuesday	07/05/2005	Brown Bag Whittle-In at Sertoma Park, Shelter #4, 5 pm to dark, Bring something to carve.
Tuesday	08/02/2005	Brown Bag Whittle-In at Sertoma Park, Shelter #4, 5 pm to dark, Bring Something to carve, Flickertail Woodcarvers annual summer picnic, bring spouse and bring a dish to share. Check this site for more information later
Tuesday	09/06/2005	Whittle-In, 7 - 9 pm, Project by Bob Matzke, project TBA
Saturday	09/17/2005	Monthly meeting, 9 - 11 am, Carve a cowboy with Ron Holtz
Friday	09/30/2005	Kirt Curtis Bear carving class, all day Friday, Sept. 30, and forenoon of Sat.& Sun. Oct.1-2 limited to 12 in the class. Cost \$100 + Blank. Registration info mailed with annual show registration
Saturday	10/01/2005	36th Annual Flickertail Woodcarving Show, Oct 1-2, 2005. At Trinity Lutheran Church, Bismarck. Featured guest carver is Kirt Curtis (bear carving class). Also Rick Brereton will do a relief carving class on Sat. & Sun Mornings. Club project for this year is wood Quilt (35 squares). Squares are due Sept. 15. (to Frank Koch) More information contact: Frank Koch,

Event Schedule

(See Club Website for Full Event Calendar – Web Address is on Page #1 at the Top)

Flickertail Woodcarvers  
PO Box 7473  
Bismarck, ND 58504



These patterns are being shared by John Opp. The patterns were developed by Telle Rudser, who is remembered by our earliest club members. Telle taught woodcarving classes to people in Bismarck before our club was established. Some of those early students of Telle then formed a carving club, nearly forty years ago. From the time Telle shared with her students to teach them carving, our club has grown well. Thanks to John Opp for sharing these patterns with us, and thanks to Telle for her sharing at the beginning. Telle Rudser passed away in the early 1980's. But it's nice that some of her encouragement remains in the form of this pattern sheet.

Saturday	5/21/2005	Monthly Meeting, 9 – 11 am, North Dakota Bugle trout with Bob Matzke
Tuesday	06/07/2005	Brown Bag Whittle-In at Sertoma Park, Shelter #4, 5 pm to dark. Carve some twigs in the Chris Lubkemann style. Bring some twigs if you can. We will try to have a few extras. Remember the curls form better with a knife blade that is not too thin.
Tuesday	07/05/2005	Brown Bag Whittle-In at Sertoma Park, Shelter #4, 5 pm to dark, Bring something to carve.
Tuesday	08/02/2005	Brown Bag Whittle-In at Sertoma Park, Shelter #4, 5 pm to dark, Bring Something to carve, Flickertail Woodcarvers annual summer picnic, bring spouse and bring a dish to share. Check this site for more information later
Tuesday	09/06/2005	Whittle-In, 7 - 9 pm, Project by Bob Matzke, project TBA
Saturday	09/17/2005	Monthly meeting, 9 - 11 am, Carve a cowboy with Ron Holtz
Friday	09/30/2005	Kirt Curtis Bear carving class, all day Friday, Sept. 30, and forenoon of Sat.& Sun. Oct.1-2 limited to 12 in the class. Cost \$100 + Blank. Registration info mailed with annual show registration
Saturday	10/01/2005	36th Annual Flickertail Woodcarving Show, Oct 1-2, 2005. At Trinity Lutheran Church, Bismarck. Featured guest carver is Kirt Curtis (bear carving class). Also Rick Brereton will do a relief carving class on Sat. & Sun Mornings. Club project for this year is wood Quilt (35 squares). Squares are due Sept. 15. (to Frank Koch) More information contact: Frank Koch,

Event Schedule

(See Club Website for Full Event Calendar – Web Address is on Page #1 at the Top)

Flickertail Woodcarvers  
PO Box 7473  
Bismarck, ND 58504

# The Curling Chip

July/August 2005

Newsletter of the Flickertail Woodcarvers, Bismarck/Mandan, ND

Club Web Site Address

---

## Tuesday, August 2 Club Picnic/Whittle-In

The club has planned a pot-luck picnic on August 2, 2005, 5:00 PM till dark, in conjunction with our monthly Whittle-In. Burgers, Brats, Buns and condiments will be provided by the club. Everyone should bring a dish, salad or snacks to share with all. We haven't had one of these picnics in quite a while. The last one had great attendance, and everyone left full and happy. Please call Bob Pedigo by July 30 to provide an idea of how many burgers and brats the club will need to purchase.

## Saturday, August 6 Special Carving and Picnic at Bob Matzke's

Bob Matzke has selected Saturday, August 6, 2005, from 1200 Noon until dark for a special Flickertail Carvers gathering at his Washburn, ND, home.

The selected project will be a Sunfish relief ( one side only ). It will be approx. 6 inches in length. Instructions and a painting sheet will be provided. Donations will not be turned down for those wishing to help cover costs of wood and materials.

Bob will provide burgers, buns and related items for the evening picnic. There will be Bismarck water ( H<sub>2</sub>O ) for those who don't want well water. There will be an assortment of sodas available. No alcohol beverages please. It would be appreciated if you could bring a dish, bars, (something you like) to share with the other carvers.

If you have special dietary needs, please take care of them as I have no way to do it.

This year I have a screened sun ten that will accommodate 6-8 carvers who want to be out of the direct sun, but still want the view of the river. We are also getting central air. We will carve rain or shine. We will have two decks, the basement and a garage available.

Safety will be the responsibility of each carver. I will have some basic first aid materials available just in case.

Please write or call if you plan on coming so that proper accommodations can be made. Directions on travel will be forwarded to you. If you can travel with a friend or group, it will reduce fuel costs.

Robert Matzke,  
Washburn, ND. 58577-4401.

Hope to see a lot of carvers come, it will be fun.

## Removing Bark From Cypress Knees

In the last issue, Chris Hansen had asked how to remove the bark from Cypress knees. Cypress knees shown in catalogs are usually very smooth, and it is evident that the bark is not cut off since that would leave tool marks. I found a source for this information through John Krantz, a Minnesota carving wood dealer. I contacted a fellow named Tony Erickson from Florida and he provided the following information.

Cypress knees are boiled for several hours to soften the bark and then the bark is stripped off with your hands. Tony uses a 55 gallon drum filled about 2/3 with water. He places the knees into the drum point down, and weights them down using a screen to keep them submerged as they boil. After boiling most of the day, he removes them from the hot water and immediately strips off the bark. Tony advises using a good pair of gloves since these are still hot. He also says that to get the darkened patina on the stripped knees, he adds ½ to ¾ cup of linseed oil to the water in the 55 gallon drum as the knees boil. Without the linseed oil the knees remain a light color.

Thanks to Chris Hansen for asking the question to enlighten us, and thanks to John Krantz and Tony Erickson for their help in getting the answer.

## Hazen Art Show

Bob Matzke demonstrated woodcarving at the Hazen, ND show on April 24, 2005 representing the Flickertail Woodcarvers. The public attendance on Sunday was good. People enjoyed the carving demos. However, the total entry and attendance was down from past years. The Assoc. is under new management and appears to have taken a new direction. The site was moved from the school to downtown.

Woodcarving is no longer a category, it is lumped into a catch-all group, having to compete with needlework, clay models, feather art, etc. It appears that the new priority is flat work (paintings). I think that woodcarving could have done better had more carvers submitted entries in the past shows.

Another concern this year was that a demonstrator had to provide his own insurance if he let others participate in the actual carving of wood. The Hazen Art & Craft Association's insurance apparently doesn't cover those who demonstrate, whether invited to demo, or who are members.

I plan on voicing concern over this with the Association as it can only discourage future participation. Such a condition surely can not advance the art of woodcarving.

Bob Matzke

## May 2005 Meeting Minutes

**Saturday, May 21, 2005 Monthly meeting at Trinity Lutheran Church 10:00 am**

Bob Matzke provided the club project for the whittle-in with a small fish project.

Ed Horning called the meeting to order. There were 10 members present.

The minutes of the last meeting was read and approved.

Treasurer Ron Holtz reported \$3,640 in the checking account.

The club was reminded that the Christmas Party will be held on Friday, December 9 at Minerva's at the Kelly Inn.

The whittle-inns for the summer will be held at Shelter #4 in Sertoma Park on the first Tuesday evenings in June, July, and August. A potluck picnic is being planned for the whittle-inn on August 2, 2005. All club members are invited to the potluck picnic and the whittle-inn.

Frank reported that the club has purchased 6 rectangular tables for the clubs use whenever needed. The club will donate the tables to the Trinity Lutheran church. An agreement has been reached with the Trinity Lutheran Church for a meeting place for 2005 through May, 2006.

The gift exchange winner was Ed Horning. He will be responsible for providing the gift to exchange at the next club meeting.

No further business. Meeting adjourned.

Warren Schlecht, Secretary

## Holiday Party Plans

The club is planning to have a Holiday party again this year in December. You should mark your calendar for Friday evening, December 9.

## Annual Show Information

Our annual show registration is included in this newsletter. Now is the time to sign up for the show and the classes you want. The Kirt Curtis class is popular, and probably will fill very quickly. There have already been several folks who have mentioned they are going to take this class. If you want to get in this class, you should sign up now.

The relief carving class by Rick Brereton also will be good one. Rick has taught some nice relief projects and you should be pleased with this one.

Also, the non-carver's classes look good. I've seen examples of both the Iris Paper folding and the beadwork and both are beautiful.

Your show registration fee will include catered lunches on Saturday and Sunday, and the banquet meal on Saturday evening.

Our prices are still low compared to other events in our region. You can't beat this price for what you're getting.

Bob Pedigo

## E-Mail Newsletter Successes and Failures

After a suggestion by club member Bob Dawson of Regina, Saskatchewan to send out our newsletter via e-mail we began to do so to those who volunteered to receive it that way. About 20 of our 100+ mailings are now done by e-mail since our January/February 2005 issue.

The majority of folks have received their newsletter with no problems at all. Most of the comments (about 4) I've received is that receiving this file is slow. These are from folks who are on a dial up connection. Since our scanned newsletter file is rather large, the downloading will take a while if you are connected via telephone line.

Two folks had some trouble with the first issue trying to download Adobe reader so they could read the .pdf file in Adobe format. After getting the Adobe reader downloaded and installed they haven't had any further troubles.

One person commented they got faint pictures when trying to print on their printer and one person had some e-mail address problems. No one else has experienced these, and I believe these are individual problems.. These examples have been the only negative feedback I've received.

On the other hand, there are many positive benefits in receiving your newsletter electronically. The club saves money in both printing costs and postage. By e-mailing rather than sending a hard copy, we are now saving about 20% in expenses. Those who receive their newsletter copy by e-mail get a few days head start for class registrations by eliminating surface mail time. This could be advantageous for getting into the popular class offerings like the Kirt Curtis class for our Fall 2005 show. Any pictures scanned into the newsletter are in color – those who receive the e-mail version see them in full color, but those who receive the hard copy get black and white pictures since cost of printing in color is prohibitive.

With all the positives and only a few negatives, I'm encouraging folks who haven't tried the e-mail version to give it a try. If it doesn't work for you it is only a simple matter to let us know and we'll switch you back to the hard copy. If you think you'd like to try it, but aren't really sure, please contact me. We can send you both an e-mail version and a mail version until you decide if it works for you.


Anyone wanting to try this can give me a call  
or e-mail me

Bob Pedigo

## Vahpeton Carving Weekend Photos – June 24, 25, 26, 2005



Pat Moore provides painting instructions



Ed Horning and Cliff Rime Chip Carving



Clara and John Yonker carving decoys



Bob Pedigo showing a lynx carving procedure

Tuesday	08/02/2005	Brown Bag Whittle-In at Sertoma Park, Shelter #4, 5 pm to dark, Bring Something to carve, Flickertail Woodcarvers annual summer picnic, bring spouse and bring a dish to share. Check this newsletter for more information.
Tuesday	09/06/2005	Whittle-In, 7 - 9 pm, Project by Bob Matzke, project TBA.
Saturday	09/17/2005	Monthly meeting, 9 - 11 am, Carve a cowboy with Ron Holtz.
Friday	09/30/2005	Kirt Curtis Bear carving class, all day Friday, Sept. 30, and forenoon of Sat.& Sun. Oct.1-2 limited to 12 in the class. Cost \$100 + Blank. Registration info mailed with annual show registration.
Saturday	10/01/2005	36th Annual Flickertail Woodcarving Show, Oct 1-2, 2005. At Trinity Lutheran Church, Bismarck. Featured guest carver is Kirt Curtis (bear carving class). Also Rick Brereton will do a relief carving class on Sat. & Sun Mornings. Club project for this year is wood Quilt (35 squares). Squares are due Sept. 15. (to Frank Koch) More information contact: Frank Koch,

#### Event Schedule

(See Club Website for Full Event Calendar – Web Address is on Page #1 at the Top)

Flickertail Woodcarvers  
PO Box 7473  
Bismarck, ND 58504



# The Curling Chip

September/October 2005

Newsletter of the Flickertail Woodcarvers, Bismarck/Mandan, ND

Club Web Site Address

## Fall Schedule Begins

We are now into the fall and winter season for our carving events. We'll be meeting the first Tuesday evening of every month, 7 – 9 PM, and the third Saturday of each month, 9 – 11 AM. Meeting location will be at Trinity Lutheran Church in the Fellowship Room. We have a full schedule of project leaders for the entire upcoming season through the end of May 2006. This is the first time since I joined the club that we have had so many volunteers to lead projects so early in the season. A big THANK YOU goes to all who will lead projects, and also thanks to Jim Lindseth and Frank Koch for talking with members about these projects.

Bob Pedigo, President

## How Set for October 1, 2

This is a reminder that our show is now only three weeks away. Included in this newsletter is another registration sheet in case you misplaced the one from the last newsletter. To see the show information and classes, see the July/August newsletter.

## Show Visitor Information & Request for Volunteers

In order to encourage the parishioners at Trinity Lutheran church to visit the annual Flickertail Woodcarvers show we have made some changes to the hours that the show is open to visitors from the church. We are urging the show participants that are not in a class to be available to be at their display tables on Sunday morning, 9:30 – 11:00 am, in addition to the normal hours of noon to 5 pm on Saturday and noon to 4:30 on Sunday. These participants could volunteer to oversee some of the tables next to them for this time period. All classes will continue as originally scheduled. On Sunday morning we will serve coffee and goodies to the

church visitors. We would appreciate volunteers to donate cookies, bars, etc to serve on Sunday morning.

## Request for Cookies and Bars for Sunday Morning of the Show

As mentioned in the above article, we have invited members of Trinity Lutheran Church to visit our show between their Sunday morning services. We would like to have coffee and some treats to share with them to show our hospitality and to thank them for allowing us to continue to be guests in their church. We are asking for volunteers to bake a couple dozen cookies and/or bars to have available on Sunday morning. Anyone wishing to donate a tray of goodies should phone Frank Koch to advise him.

## Woodcarved Quilt

The carved quilt blocks for the club quilt are due in to Frank Koch. In order to include your quilt piece in the Flickertail Woodcarvers quilt, make sure that your block is delivered to Frank by the Saturday, September 17 meeting or sooner. Thanks.

## Summer Carving at Matzke's


On August 6th, four carvers ventured north to Bob Matzke's home at Washburn, ND. for an afternoon of carving. The project was a Bluegill Sunfish relief approximately 7 inches long. The day was beautiful, however it started getting warm. Carving in the screened tent was fun until about 3:00 PM. Then the group opted to carve in the air conditioned basement. Bob's wife Diane put together a great meal. She had made a special hot dish as the main course and had rice pudding for dessert. Everyone had brought a dish, and when all was combined, we had a great meal. The session concluded shortly after 6:00 PM.

Everyone had completed their carving and were into detailing and scaling the sunfish.


Everyone was given an extra blank to work on at home as they left. All had an enjoyable time.



*Attendees at Matzke's Carve-In were (clockwise from lower left): Doug Emerson, Ron Holtz, Alvin Braunagel, and Vince Bitz. Not pictured: Bob Matzke*



*More carvers at the August Whittle-In.*



*The carving project was a ½ bluegill. As always, Bob's sample carving looks like the real thing.*



*One more picture at the August Whittle-In.*



*A group of carvers at the August Brown Bag Whittle-In.*

36 th Annual Flickertail Woodcarving Show  
 October 1 & 2, 2005  
 Trinity Lutheran Church- Fellowship Hall  
 Bismarck, ND  
 Corner of 3rd Street and Ave A

Name \_\_\_\_\_ Spouse name \_\_\_\_\_  
 Street \_\_\_\_\_ City \_\_\_\_\_  
 State \_\_\_\_\_ Zip \_\_\_\_\_  
 Phone \_\_\_\_\_ Email \_\_\_\_\_

Please complete the following by writing the amount for the events you plan to participate in. Note that the class size is limited to 12 and the workshops are filled in order of registration date and show participants are given priority over non-participants. Material fees are to be paid to the instructor.

Kirt Curtis (Bear), Fri(day) (Sat. & Sun. Morn.)	\$100.00	_____
Rick Brereton (Relief) (Sat. & Sun. Morn.)	\$20.00	_____
(Non-carving projects)		
Kay Koch & Karen Pedigo (Iris paper quilt) Sat. morn	\$10.00	_____
Shelly Collins (Bead Symphony) Sun. morn	\$10.00	_____
Select: Color _____ Matte or sparkle _____		
Basic registration fee:		
Participating carver	\$35.00	_____
Non-carving spouse	\$30.00	_____
extra table(if available)	\$5.00	_____
	TOTAL	_____

Electricity will be available at center of exhibit area, please bring an extension cord if you need electricity.

**PLEASE BRING A DROP CLOTH TO CARVE OVER**

This carving show will allow you to sell your carvings at the show if you wish to. If you sell an item, another item should replace it. Pricing of carvings should be done by using a small tag.

I plan to participate in the carving exchange Saturday eve. Yes \_\_\_\_\_ No \_\_\_\_\_

\*\*\*\*\*

Return the completed registration form with a check to:

Frank Koch, Bismarck, ND 58503

## Club Activity Schedule

### 2005

**9/17/05** Monthly Meeting, 9-11 AM. Project: Buffalo Skull with Vince Bitz **Wooden Quilt Blocks Due at Meeting**  
**9/30/05** Kirt Curtis Bear Carving Class, all day Friday, Sep. 30, and mornings Sat/Sun Oct 1/2.  
**10/1/05** 36<sup>th</sup> Annual Flickertail Woodcarving Show. Trinity Lutheran Church, Bismarck. Featured Carver is Kirt Curtis (bear carving class). Rick Brereton to do a relief carving class on Saturday and Sunday mornings. Non-carvers class today is Iris Paper Folding by Kay Koch and Karen Pedigo.  
**10/2/05** 36<sup>th</sup> Annual Flickertail Woodcarving Show Continues. Kirt Curtis and Rick Brereton classes continue. Non-carvers class today is Bead Symphony (beaded bracelets) with Shelly Collins.  
**10/4/05** Whittle-In, 7-9 PM, Project: Halloween Pin with Jim Lindseth.  
**10/15/05** Monthly Meeting, 9-11 AM, Project: Bark Carving with Bob Pedigo  
**11/1/05** Whittle-In, 7-9 PM, Project: Cowboy with Ron Holtz  
**11/19/05** Monthly Meeting, 9-11 AM, Project: Santa face in Relief. Long Handled Tool Project by Frank Koch. Bring C-clamps and 9" x 12" wooden backboard. Club has long handled tools for those who don't have their own.  
**12/6/05** Whittle-In, 7-9 PM, Project: Santa Pin with Mitch Olson  
**12/9/05** Club Christmas Party at Minerva's.  
**12/17/05** Monthly Meeting, 9-11 AM, Project: Star Santa with Doug Emerson

### 2006

**1/3/06** Whittle-In, 7-9 PM, Project: Air Brush Demo with Warren Schlecht  
**1/21/06** Monthly Meeting, 9-11 AM, Project: Snow-snakes leg by Jim Lindseth. This the annual carving for Highland Acres Elementary School. Sticks provided, and we carve designs on them for donation to the school for their Native American cultural studies.  
**2/7/06** Whittle-In, 7-9 PM, Project: Love Spoon with Frank Koch.  
**2/18/06** Monthly Meeting, 9-11 AM, Project: Figure with Bob Matzke  
**3/7/06** Whittle-In, 7-9 PM, Project: TBA with John Opp  
**3/18/06** Monthly Meeting, 9-11 AM, Project: Color Mixing with Stan Skarpohl  
**4/1 and 4/2/06** Spring Weekend Class: Chip Carving with Barry McKenzie.  
**4/4/06** Whittle-In, 7-9 PM, Project: TBA with Ed Horning  
**4/8 and 4/9/06** Red-River Woodcarvers Annual Show, Fargo  
**4/15/06** Monthly Meeting, 9-11 AM, Project: TBA with Bob Pedigo  
**5/2/06** Whittle-In, 7-9 PM, Project: TBA with Jim Lindseth  
**5/20/06** Monthly Meeting, 9-11 AM, Project: TBA with Ron Holtz

Flickertail Woodcarvers  
PO Box 7473  
Bismarck, ND 58504

# The Curling Tip

November/December 2005

Newsletter of the Flickertail

Club Web Site Address:

3 9007 00147 025



MANDAN PUBLIC LIBRARY

carvers, Bismarck/Mandan, ND

## Christmas Party Registration

The club Christmas party is planned for Friday, December 9, 2005 at the Kelly Inn. Meal cost is \$15.00 per person/\$30.00 per couple. **You must send your payment by December 1 so the restaurant has the number of meals to prepare.**

This will be the same format as last year with a social hour at 6:00 PM, and a meal beginning at 7:00 PM. A gift exchange is also planned. Bring a carving related gift for the carvers, and a non-carving gift for the non-carvers and you will take home a nice gift from someone else. All who attended last year had a great time.

**Send your payment by December 1, to**  
Karen Pedigo, Bismarck, ND  
58504. If you have questions, please call Karen at

## Wood Donation

The Club has approximately 20 more board feet of Basswood in various sizes, thanks to Joe Jewett of Copperhead Road Logging and Lumber. Joe donated a number of block ends for us to salvage. Bob Matzke cut up the ends into usable carving pieces. The Club has these for sale at a very reasonable price. Some are even being given away free. Sizes range from small to 3x8x10. All are nice for small to mid-range carvings. The Club also has other wood for sale at good prices. You really must check this out before going to the lumber yard. You might just find the exact piece you need and can help the Club, while getting a great price.

## Measuring Without a Ruler

Ever been in a position where you needed to make some basic measurements, but didn't have a ruler. Well, you're in luck. you have the means with you all the time.

The money you have is made of standard sizes. Check out the following; The QUARTER is 1 inch in diameter. The NICKEL is 7/8 inch in diameter. The PENNY is 3/4 inch in diameter. All BILLS are 6&1/8 inches in length.

No money, well check out your hand. The THUMB TIP TO FIRST JOINT is 1 & 1/2 inches. The FIRST FINGER TIP TO FIRST JOINT is 1 inch. The distance across THE PALM is 4 inches. The SPAN OF OPEN FINGERS FROM THUMB TO LITTLE FINGER is 9 inches.

So you see, you can always make measurements. Submitted by Bob Matzke.

## 2005 Raffle Report

The Club netted just over \$1,000 from our annual raffle. This amount is down a little from last year. It is obvious that some of our members are not abusing their friends and relatives enough!!!!

The end results:

Gross receipts	\$1203.00
Expenses:	
Printing	\$147.63
Postage	\$17.57
Net	\$1037.80

We want to thank all of you who contributed carvings for the raffle and for the door prizes. A big thank you to all of you members who sold and bought the raffle tickets-may your friends and relatives forget by next year. A special thanks to Stan Skarpohl for spending the show weekend at the door selling a lot of tickets and for helping with the drawings on Sunday afternoon. Thanks also to "do not need a microphone" Bob Matzke for announcing the winners.

Continued Next Page →

Next year we hope to have a better display of the prizes at the show. Bob Matzke has volunteered to build a ticket "tumbler" for the raffle drawing.

Thanks again for all your help.

Mitch Olson and Ron Holtz, chairpersons

### **Flickertail Quilt to Washburn**

The quilt carved by the members of the Flickertail Woodcarvers will be displayed at the Lewis and Clark Interpretive Center in Washburn. The wooden quilt will be displayed from November 19 to January 2 in conjunction with their annual quilt show.

### **Long Handled Tool Class**

Have you wanted to carve an object with long handled tools but don't have the tools and are not sure if you want to buy the tools without experience. On December 17, 8:30 AM to 4 PM, Frank Koch will offer a class that involves the use of long handled tools (also referred to as Professional Carving Tools). When carving with long handled tools the object to be carved is glued or screwed to a backboard which can be clamped to the table. Both hands are needed to control the carving tool.

The class will have two options, an outlined relief Santa face and an outlined relief caricature graduate (for less experienced carvers). Both objects will be about eight inches high.

If you don't have long handled tools you can use the tools owned by the carving club (12 sets). You will need to bring a piece of plywood (half inch or three quarters inch) which is about 12 x 12 inches or slightly larger. You will also need at least two C-clamps with at least a three inch throat and a couple of small paint brushes. Paint will be provided.

Cost of the class is \$6 for the blank. Call **Frank** by Dec. 6 if you wish to participate.

### **Annual Show Comments from Your Club President**

Our annual show is now history. Those who attended all had a great time with the classes offered, and visiting with fellow carvers and spouses. Although our displaying carver numbers were down this year, there seemed to be a steady flow of public traffic passing through both afternoons of the show.

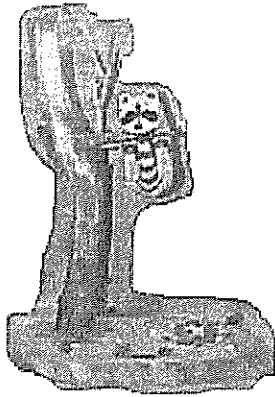
Thanks to all those who make our show a success each year. I'm not going to list folks by name for fear that I may miss someone, but you and your fellow club members know who you are – the members who work hard planning and scheduling classes all year prior to the show, making meal arrangements, teaching classes for carvers and non-carvers, greeting folks at the door and at your tables, organizing the raffle and selling tickets, setting up and cleaning up, and this year those who pitched in to help getting a lot of things and people up the stairs when the elevator failed after the show.

Wood carving is a wonderful pastime, and it is made even better by the fellow carvers who you meet along the way. Thanks to all of you and I hope to see you all next year.

Bob Pedigo



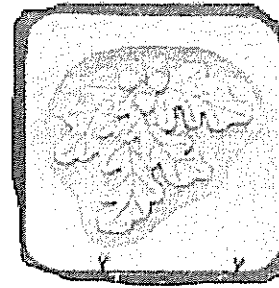
This rooster pattern could be used for a free-form chip carving design. You chip carvers (and wannabe chip carvers) should give this a try.




Vince Bitz




Richard Welmer



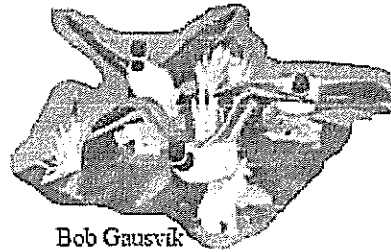
Rick Brereton



Warren Schlecht




Roger Duchsherer




Bob Gausvik




Chris Hansen



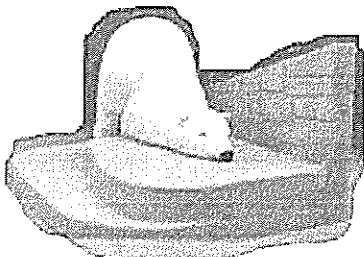
Bob Dawson



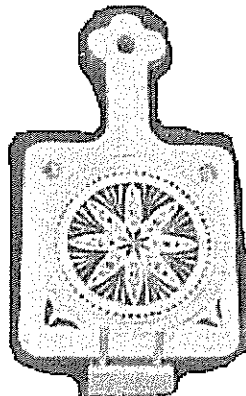
Bob Matzke



Cathie Brereton



Ron Davidson




Marlin Nannit



Stan Dolbinski

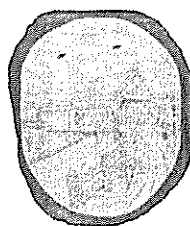




Ron Holtz



Ed Horning



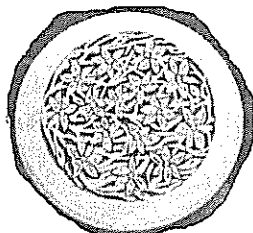
John Yonker



Larry Grothe



Clara Yonker



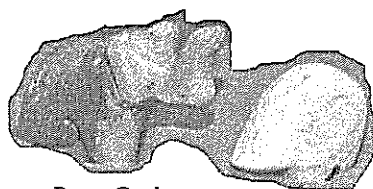
John Opp




Richard Anderson



Jim Lindseth



Perry Cook



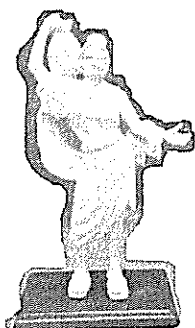
Frank Koch



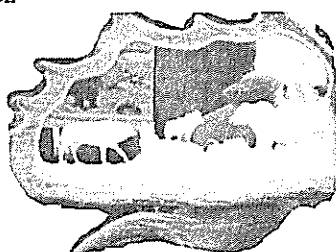
Bob Pedigo



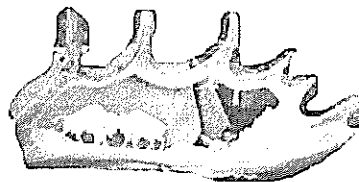
Cliff Rime



Bob Lawrence



Kirt Curtis



Kirt Curtis



## 2005 Show Memories



## Club Activity Schedule

### 2005

**11/1/05** Whittle-In, 7-9 PM, Project: Cowboy with Ron Holtz  
**11/19/05** Monthly Meeting, 9-11 AM, Project: Star Santa with Doug Emerson  
**12/1/05** Payment Due for Christmas Party (see article in this newsletter)  
**12/6/05** Whittle-In, 7-9 PM, Project: Santa Pin with Mitch Olson  
**12/9/05** Club Christmas Party at Minerva's.  
**12/17/05** Monthly Meeting, 9-11 AM, Project: Santa face in Relief. Long Handled Tool Project by Frank Koch. Bring C-clamps and 9" x 12" wooden backboard. Club has long handled tools for those who don't have their own.

### 2006

**1/3/06** Whittle-In, 7-9 PM, Project: Air Brush Demo with Warren Schlecht  
**1/21/06** Monthly Meeting, 9-11 AM, Project: Snow-snakes led by Jim Lindseth. This the annual carving for Highland Acres Elementary School. Sticks provided, and we carve designs on them for donation to the school for their Native American cultural studies.  
**2/7/06** Whittle-In, 7-9 PM, Project: Love Spoon with Frank Koch.  
**2/18/06** Monthly Meeting, 9-11 AM, Project: Figure with Bob Matzke  
**3/7/06** Whittle-In, 7-9 PM, Project: TBA with John Opp  
**3/18/06** Monthly Meeting, 9-11 AM, Project: Color Mixing with Stan Skarpohl  
**4/1 and 4/2/06** Spring Weekend Class: Chip Carving with Barry McKenzie.  
**4/4/06** Whittle-In, 7-9 PM, Project: TBA with Ed Horning  
**4/8 and 4/9/06** Red-River Woodcarvers Annual Show, Fargo  
**4/15/06** Monthly Meeting, 9-11 AM, Project: TBA with Bob Pedigo  
**5/2/06** Whittle-In, 7-9 PM, Project: TBA with Jim Lindseth  
**5/20/06** Monthly Meeting, 9-11 AM, Project: TBA with Ron Holtz

Flickertail Woodcarvers  
PO Box 7473  
Bismarck, ND 58504

# The Curling Chip

November/December 2005

Newsletter of the Flickertail Woodcarvers, Bismarck/Mandan, ND

Club Web Site Address:

---

## Christmas Party Registration

The club Christmas party is planned for Friday, December 9, 2005 at the Kelly Inn. Meal cost is \$15.00 per person/\$30.00 per couple. **You must send your payment by December 1 so the restaurant has the number of meals to prepare.**

This will be the same format as last year with a social hour at 6:00 PM, and a meal beginning at 7:00 PM. A gift exchange is also planned. Bring a carving related gift for the carvers, and a non-carving gift for the non-carvers and you will take home a nice gift from someone else. All who attended last year had a great time.

**Send your payment by December 1**, to Karen Pedigo, Bismarck, ND 58504. If you have questions, please call Karen at

## Wood Donation

The Club has approximately 20 more board feet of Basswood in various sizes, thanks to Joe Jewett of Copperhead Road Logging and Lumber. Joe donated a number of block ends for us to salvage. Bob Matzke cut up the ends into usable carving pieces. The Club has these for sale at a very reasonable price. Some are even being given away free. Sizes range from small to 3x8x10. All are nice for small to mid-range carvings. The Club also has other wood for sale at good prices. You really must check this out before going to the lumber yard. You might just find the exact piece you need and can help the Club, while getting a great price.

## Measuring Without a Ruler

Ever been in a position where you needed to make some basic measurements, but didn't have a ruler. Well, you're in luck. you have the means with you all the time.

The money you have is made of standard sizes. Check out the following; The QUARTER is 1 inch in diameter. The NICKEL is 7/8 inch in diameter. The PENNY is 3/4 inch in diameter. All BILLS are 6&1/8 inches in length.

No money, well check out your hand. The THUMB TIP TO FIRST JOINT is 1 & 1/2 inches. The FIRST FINGER TIP TO FIRST JOINT is 1 inch. The distance across THE PALM is 4 inches. The SPAN OF OPEN FINGERS FROM THUMB TO LITTLE FINGER is 9 inches.

So you see, you can always make measurements. Submitted by Bob Matzke.

## 2005 Raffle Report

The Club netted just over \$1,000 from our annual raffle. This amount is down a little from last year. It is obvious that some of our members are not abusing their friends and relatives enough!!!!

The end results:

Gross receipts	\$1203.00
Expenses:	
Printing	\$147.63
Postage	\$17.57
Net	\$1037.80

We want to thank all of you who contributed carvings for the raffle and for the door prizes. A big thank you to all of you members who sold and bought the raffle tickets-may your friends and relatives forget by next year. A special thanks to Stan Skarpohl for spending the show weekend at the door selling a lot of tickets and for helping with the drawings on Sunday afternoon. Thanks also to "do not need a microphone" Bob Matzke for announcing the winners. Continued Next Page →

Next year we hope to have a better display of the prizes at the show. Bob Matzke has volunteered to build a ticket "tumbler" for the raffle drawing.

Thanks again for all your help.

Mitch Olson and Ron Holtz, chairpersons

## **Flickertail Quilt to Washburn**

The quilt carved by the members of the Flickertail Woodcarvers will be displayed at the Lewis and Clark Interpretive Center in Washburn. The wooden quilt will be displayed from November 19 to January 2 in conjunction with their annual quilt show.

## **Long Handled Tool Class**

Have you wanted to carve an object with long handled tools but don't have the tools and are not sure if you want to buy the tools without experience. On December 17, 8:30 AM to 4 PM, Frank Koch will offer a class that involves the use of long handled tools (also referred to as Professional Carving Tools). When carving with long handled tools the object to be carved is glued or screwed to a backboard which can be clamped to the table. Both hands are needed to control the carving tool.

The class will have two options, an outlined relief Santa face and an outlined relief caricature graduate (for less experienced carvers). Both objects will be about eight inches high.

If you don't have long handled tools you can use the tools owned by the carving club (12 sets). You will need to bring a piece of plywood (half inch or three quarters inch) which is about 12 x 12 inches or slightly larger. You will also need at least two C-clamps with at least a three inch throat and a couple of small paint brushes. Paint will be provided.

Cost of the class is \$6 for the blank. **Call Frank by Dec. 6 if you wish to participate.**

## **Annual Show Comments from Your Club President**

Our annual show is now history.

Those who attended all had a great time with the classes offered, and visiting with fellow carvers and spouses. Although our displaying carver numbers were down this year, there seemed to be a steady flow of public traffic passing through both afternoons of the show.

Thanks to all those who make our show a success each year. I'm not going to list folks by name for fear that I may miss someone, but you and your fellow club members know who you are – the members who work hard planning and scheduling classes all year prior to the show, making meal arrangements, teaching classes for carvers and non-carvers, greeting folks at the door and at your tables, organizing the raffle and selling tickets, setting up and cleaning up, and this year those who pitched in to help getting a lot of things and people up the stairs when the elevator failed after the show.

Wood carving is a wonderful pastime, and it is made even better by the fellow carvers who you meet along the way. Thanks to all of you and I hope to see you all next year.

Bob Pedigo




This rooster pattern could be used for a free-form chip carving design. You chip carvers (and wannabe chip carvers) should give this a try.

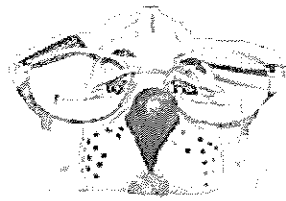
## 2005 Show Memories









Vince Bitz




Richard Welner



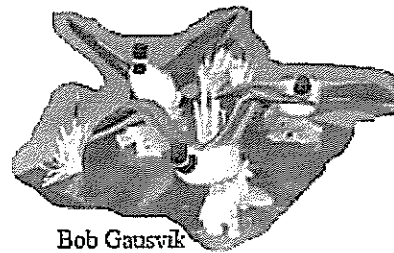
Rick Brereton




Warren Schlecht



Roger Duchsherer




Bob Gausvik




Bob Matzke




Chris Hansen



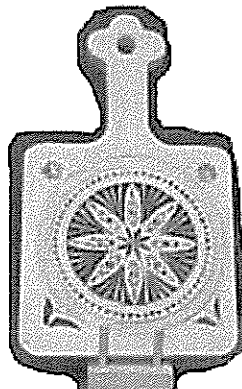
Bob Dawson



Carlisle Macdonald



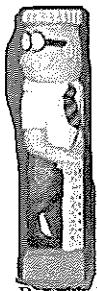
Ron Davidson



Marlin Namt




Stan Dolbinski



Ron Holtz



Ed Horning




John Yonker



Larry Grothe



Clara Yonker



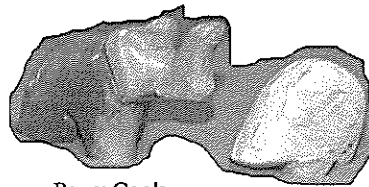
John Opp



Richard Anderson




Jim Lindseth




Perry Cook



Cliff Rime



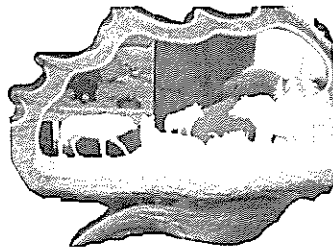
Frank Koch



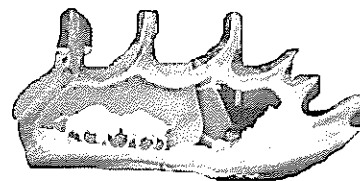
Bob Pedigo



Bob Lawrence



Kirt Curtis



Kirt Curtis

# Club Activity Schedule

## 2005

**11/1/05** Whittle-In, 7–9 PM, Project: Cowboy with Ron Holtz  
**11/19/05** Monthly Meeting, 9–11 AM, Project: Star Santa with Doug Emerson  
**12/1/05** Payment Due for Christmas Party (see article in this newsletter)  
**12/6/05** Whittle-In, 7–9 PM, Project: Santa Pin with Mitch Olson  
**12/9/05** Club Christmas Party at Minerva's.  
**12/17/05** Monthly Meeting, 9–11 AM, Project: Santa face in Relief. Long Handled Tool Project by Frank Koch. Bring C-clamps and 9" x 12" wooden backboard. Club has long handled tools for those who don't have their own.

## 2006

**1/3/06** Whittle-In, 7–9 PM, Project: Air Brush Demo with Warren Schlecht  
**1/21/06** Monthly Meeting, 9–11 AM, Project: Snow-snakes led by Jim Lindseth. This is the annual carving for Highland Acres Elementary School. Sticks provided, and we carve designs on them for donation to the school for their Native American cultural studies.  
**2/7/06** Whittle-In, 7–9 PM, Project: Love Spoon with Frank Koch.  
**2/18/06** Monthly Meeting, 9–11 AM, Project: Figure with Bob Matzke  
**3/7/06** Whittle-In, 7–9 PM, Project: TBA with John Opp  
**3/18/06** Monthly Meeting, 9–11 AM, Project: Color Mixing with Stan Skarpohl  
**4/1 and 4/2/06** Spring Weekend Class: Chip Carving with Barry McKenzie.  
**4/4/06** Whittle-In, 7–9 PM, Project: TBA with Ed Horning  
**4/8 and 4/9/06** Red-River Woodcarvers Annual Show, Fargo  
**4/15/06** Monthly Meeting, 9–11 AM, Project: TBA with Bob Pedigo  
**5/2/06** Whittle-In, 7–9 PM, Project: TBA with Jim Lindseth  
**5/20/06** Monthly Meeting, 9–11 AM, Project: TBA with Ron Holtz

Flickertail Woodcarvers  
PO Box 7473  
Bismarck, ND 58504